



UNDERGRADUATE STUDENT Reference Group

Data Report

Fall 2019

The ACHA-NCHA II supports the health of the campus community by fulfilling the academic mission, supporting short- and long-term healthy behaviors, and gaining a current profile of health trends within the campus community.

Suggested citation for this document: American College Health Association. American College Health Association-National College Health Assessment II: Undergraduate Student Reference Group Data Report Fall 2019. Silver Spring, MD: American College Health Association; 2020.



AMERICAN COLLEGE HEALTH ASSOCIATION

Copyright 2020

All Rights Reserved

Updated report posted on April 8, 2024

Demographics of Participating Institutions

Sixty-seven postsecondary institutions self-selected to participate in the Fall 2019 ACHA National College Health Assessment and 43,140 surveys were completed by students on these campuses. For the purpose of forming the Reference Group, only institutions located in the United States that surveyed all students or used a random sampling technique, and used the NCHA III (currently only offered as a web survey) are included in the analysis, yielding a final data set consisting of 38,679 students at 58 schools. **This report includes only data from 30,084 UNDERGRADUATE students at 58 schools.** Demographic characteristics of the 58 campuses follow.

Demographical Characteristics of the 58 US Postsecondary Institutions Included in the Fall 2019 ACHA-NCHA III UNDERGRADUATE Reference Group	
Campus Characteristic	<i>n</i>
Type of Institution	
Public	29
Private	29
2-year	5
4-year or above	53
Location of Campus	
Northeast (CT, ME, MA, NH, NJ, NY, PA, RI, VT)	11
Midwest (IL, IN, IA, KS, MI, MN, MO, NE, ND, OH, SD, WI)	13
South (AL, AR, DE, DC, FL, GA, KY, LA, MD, MS, NC, OK, SC, TN, TX, VA, WV)	25
West (AK, AZ, CA, CO, HI, ID, MT, NV, NM, OR, UT, WA, WY)	9
Campus Size	
< 2,500 students	12
2,500 – 4,999 students	11
5,000 – 9,999 students	14
10,000 – 19,999 students	9
20,000 students or more	12
Campus Setting	
Very large city (population over 500,000)	10
Large city (population 250,000-499,999)	4
Small city (population 50,000-249,999)	24
Large town (population 10,000 – 49,999)	16
Small town (population 2,500-9,999)	4
Rural community (population under 2,500)	0
Carnegie Classification	
Associates Colleges	5
Baccalaureate Colleges	10
Baccalaureate/Associates Colleges	1
Masters Colleges and Universities	14
Doctoral Universities	26
Special Focus Institutions	2
Miscellaneous/Not Classified	0

Demographical Characteristics of the 58 US Postsecondary Institutions Included in the Fall 2019 ACHA-NCHA III UNDERGRADUATE Reference Group	
Campus Characteristic	<i>n</i>
ACHA Membership Status	
Institutional Member	50
Nonmember	8
Religious Affiliation	
No	43
Yes	15
<u>If yes:</u>	
Catholic	7
Protestant or Other Christian	8
Postsecondary Minority Institution (US Department of Education)	
No	46
Yes	12
<u>*If yes:</u>	
Postsecondary Minority Institution	0
Historically Black College or University (HBCU)	2
High Hispanic Enrollment	3
Hispanic-serving Institution (HSI)	8
Tribal College or University	0
Predominately Black Institution	0
Asian American and Native American Pacific Islander-serving	1
Alaska Native-serving or Native Hawaiian-serving Institution	1
Native American-serving Nontribal Institution	0
*institutions may hold more than one type of minority status	

UNDERGRADUATE STUDENTS	Fall 2019 NCHA III Institutions
Number of institutions	58
Number of students	30,084
Mean response proportion*	14%
Median response proportion*	12%

*Calculation of response proportion is based all students surveyed at the institution, and not limited to only undergraduate student responses.



AMERICAN COLLEGE HEALTH ASSOCIATION

American College Health Association-National College Health Assessment (ACHA-NCHA III)
Reference Group Data Report - Fall 2019

UNDERGRADUATE STUDENTS

American College Health Association
8455 Colesville Road, Suite 740
Silver Spring, MD 20910
(410) 859-1500
www.acha.org

December 11, 2023
FREQUENCY REPORT
Number of Surveys (n) =

30084 Web Surveys

Frequency tables are presented for every multiple choice and select all that apply questions from the survey. The mean, median, standard deviation, minimum, and maximum values are provided for the variables that are continuous, as well as those scales within the survey that produce a score.

Space for value labels associated with each response option is limited in this document and are often abbreviated for brevity. Furthermore, response options are listed in numeric order within the frequency tables, which may differ from the way they appear to students in the survey. **Please always refer to the survey codebook rather than this report document for the exact wording of survey questions and the associated response options.**

A note about the use of sex and gender in this report:

Survey responses are reported by sex based on the responses to questions 67A, 67B, and 67C. For the purpose of the ACHA-NCHA report documents, respondents are reported as male or female only when their responses to these three questions are consistent with one another. If gender identity is consistent with sex at birth AND "no" is selected for transgender, then respondents are designated as either male or female. If respondents select "yes" for transgender OR their sex at birth is not consistent with their gender identity, then they are designated as non-binary. A respondent that selects "intersex" for sex at birth, "no" for transgender, and man or woman for gender identity are designated as male or female. A respondent that selects "intersex" for sex at birth, "yes" for transgender, or selects a gender identity other than man or woman are designated as non-binary. A respondent that skips any of the three questions is designated as unknown. Only 3 of the 4 categories are displayed in this report. Respondents categorized as non-binary are included in the Total column, but are not presented in a separate column. When the Total of any given row is higher than the sum of the male, female, and unknown respondents, the difference can be attributed to non-binary respondents that selected the response option presented in that row.

1) How would you describe your overall health?

	Male		Female		Unknown		Total		Pct.
	Freq.	Pct.	Freq.	Pct.	Freq.	Pct.	Freq.	Pct.	
1 Excellent	1862	19	1815	10	16	15	3763	12.7	
2 Very good	4268	43	7326	39	36	35	11899	40.1	
3 Good	2875	29	7220	39	37	36	10480	35.4	
4 Fair	797	8	2066	11	13	13	3053	10.3	
5 Poor	106	1	303	2	2	2	447	1.5	
Valid responses =	9908	33	18730	63	104	0	29642	98.5	

Invalid responses include no response.

2A) I feel that I belong at my college/university.

	Male		Female		Unknown		Total		Pct.
	Freq.	Pct.	Freq.	Pct.	Freq.	Pct.	Freq.	Pct.	
1 Strongly disagree	218	2	368	2	3	3	632	2.1	
2 Disagree	273	3	465	3	3	3	775	2.6	
3 Somewhat disagree	481	5	852	5	8	8	1425	4.8	
4 Somewhat agree	1835	18	3603	19	20	19	5676	19.0	
5 Agree	4389	44	8473	45	51	48	13271	44.5	
6 Strongly agree	2778	28	5047	27	21	20	8019	26.9	
Valid responses =	9974	33	18808	63	106	0	29798	99.0	

Invalid responses include no response.

2B) I feel that students' health and well-being is a priority at my college/university.

	Male		Female		Unknown		Total		Pct.
	Freq.	Pct.	Freq.	Pct.	Freq.	Pct.	Freq.	Pct.	
1 Strongly disagree	276	3	415	2	9	9	743	2.5	
2 Disagree	459	5	882	5	4	4	1435	4.8	
3 Somewhat disagree	758	8	1655	9	7	7	2513	8.5	
4 Somewhat agree	2802	28	5727	31	32	30	8841	29.8	
5 Agree	3886	39	6994	37	42	40	11203	37.7	
6 Strongly agree	1763	18	3082	16	12	11	4976	16.7	
Valid responses =	9944	33	18755	63	106	0	29711	98.8	

Invalid responses include no response.

2C) At my college/university, I feel that the campus climate encourages free and open discussion about students' health and well-being.

	Male		Female		Unknown		Total		Pct.
	Freq.	Pct.	Freq.	Pct.	Freq.	Pct.	Freq.	Pct.	
1 Strongly disagree	188	2	281	2	6	6	519	1.7	
2 Disagree	357	4	730	4	4	4	1154	3.9	
3 Somewhat disagree	739	7	1414	8	9	9	2258	7.6	
4 Somewhat agree	2607	26	5223	28	31	29	8128	27.4	
5 Agree	4155	42	7651	41	44	42	12157	40.9	
6 Strongly agree	1892	19	3461	18	12	11	5493	18.5	
Valid responses =	9938	33	18760	63	106	0	29709	98.8	

Invalid responses include no response.



AMERICAN COLLEGE HEALTH ASSOCIATION

American College Health Association-National College Health Assessment (ACHA-NCHA III)
Reference Group Data Report - Fall 2019

UNDERGRADUATE STUDENTS

American College Health Association
8455 Colesville Road, Suite 740
Silver Spring, MD 20910
(410) 859-1500
www.acha.org

December 11, 2023
FREQUENCY REPORT
Number of Surveys (n) =

30084 Web Surveys

2D) At my college/university, we are a campus where we look out for each other.

	Male		Female		Unknown		Total		Pct.
	Freq.	Pct.	Freq.	Pct.	Freq.	Pct.	Freq.		
1 Strongly disagree	237	2	352	2	4	4	637	2.1	
2 Disagree	445	5	780	4	5	5	1301	4.4	
3 Somewhat disagree	855	9	1594	9	15	14	2569	8.7	
4 Somewhat agree	2831	29	5677	30	25	24	8850	29.8	
5 Agree	3656	37	7029	38	39	37	10992	37.1	
6 Strongly agree	1892	19	3292	18	17	16	5300	17.9	
Valid responses =	9916	33	18724	63	105	0	29649	98.6	

Invalid responses include no response.

3A) How many hours do you spend in a typical week (7 days) on the following activities?

Attending classes, discussion sections, or labs

	Male		Female		Unknown		Total		Pct.
	Freq.	Pct.	Freq.	Pct.	Freq.	Pct.	Freq.		
1 0 hours	36	0	58	0	0	0	96	0.3	
2 1-5 hours	459	5	1093	6	7	7	1601	5.4	
3 6-10 hours	1359	14	2929	16	20	19	4464	15.0	
4 11-15 hours	3333	33	5852	31	35	33	9529	32.0	
5 16-20 hours	3215	32	5767	31	22	21	9267	31.1	
6 21-25 hours	1035	10	1887	10	12	11	3014	10.1	
7 26-30 hours	302	3	764	4	7	7	1098	3.7	
8 More than 30 hours	243	2	450	2	3	3	727	2.4	
Valid responses =	9982	34	18800	63	106	0	29796	99.0	

Invalid responses include no response.

3B) How many hours do you spend in a typical week (7 days) on the following activities?

Studying and other academic activities outside of class

	Male		Female		Unknown		Total		Pct.
	Freq.	Pct.	Freq.	Pct.	Freq.	Pct.	Freq.		
1 0 hours	102	1	134	1	1	1	243	0.8	
2 1-5 hours	2061	21	3740	20	21	20	6027	20.2	
3 6-10 hours	2963	30	5535	30	25	24	8798	29.6	
4 11-15 hours	1958	20	3891	21	30	29	6054	20.3	
5 16-20 hours	1389	14	2670	14	14	13	4179	14.0	
6 21-25 hours	711	7	1330	7	7	7	2119	7.1	
7 26-30 hours	381	4	825	4	2	2	1243	4.2	
8 More than 30 hours	402	4	664	4	5	5	1103	3.7	
Valid responses =	9967	33	18789	63	105	0	29766	98.9	

Invalid responses include no response.

3C) How many hours do you spend in a typical week (7 days) on the following activities?

Attending cultural events, movies, concerts, sports or other entertainment with others

	Male		Female		Unknown		Total		Pct.
	Freq.	Pct.	Freq.	Pct.	Freq.	Pct.	Freq.		
1 0 hours	1722	17	3149	17	24	23	5111	17.2	
2 1-5 hours	5742	58	11724	62	59	56	18034	60.5	
3 6-10 hours	1602	16	2698	14	15	14	4438	14.9	
4 11-15 hours	528	5	720	4	5	5	1284	4.3	
5 16-20 hours	222	2	300	2	1	1	536	1.8	
6 21-25 hours	87	1	114	1	1	1	209	0.7	
7 26-30 hours	33	0	46	0	0	0	84	0.3	
8 More than 30 hours	39	0	48	0	1	1	93	0.3	
Valid responses =	9975	33	18799	63	106	0	29789	99.0	

Invalid responses include no response.

3D) How many hours do you spend in a typical week (7 days) on the following activities?

Performing community service or volunteer activities

	Male		Female		Unknown		Total		Pct.
	Freq.	Pct.	Freq.	Pct.	Freq.	Pct.	Freq.		
1 0 hours	5531	56	8710	46	55	52	14788	49.7	
2 1-5 hours	3601	36	8371	45	41	39	12349	41.5	
3 6-10 hours	479	5	1136	6	5	5	1667	5.6	
4 11-15 hours	161	2	310	2	1	1	486	1.6	
5 16-20 hours	90	1	138	1	1	1	237	0.8	
6 21-25 hours	46	1	54	0	1	1	104	0.3	
7 26-30 hours	19	0	36	0	0	0	59	0.2	
8 More than 30 hours	36	0	33	0	1	1	74	0.2	
Valid responses =	9963	33	18788	63	105	0	29764	98.9	

Invalid responses include no response.



AMERICAN COLLEGE HEALTH ASSOCIATION

American College Health Association-National College Health Assessment (ACHA-NCHA III)
Reference Group Data Report - Fall 2019

UNDERGRADUATE STUDENTS

American College Health Association
8455 Colesville Road, Suite 740
Silver Spring, MD 20910
(410) 859-1500
www.acha.org

December 11, 2023
FREQUENCY REPORT
Number of Surveys (n) =

30084 Web Surveys

3E) How many hours do you spend in a typical week (7 days) on the following activities?

Participating in physical exercise, team sports, recreational sports, or physically active hobbies

	Male		Female		Unknown		Total		Pct.
	Freq.	Pct.	Freq.	Pct.	Freq.	Pct.	Freq.	Pct.	
1 0 hours	1869	19	5193	28	27	26	7441	25.0	
2 1-5 hours	4136	41	8868	47	44	42	13407	45.0	
3 6-10 hours	2270	23	2765	15	19	18	5164	17.3	
4 11-15 hours	883	9	947	5	9	9	1883	6.3	
5 16-20 hours	419	4	539	3	3	3	982	3.3	
6 21-25 hours	222	2	261	1	1	1	494	1.7	
7 26-30 hours	85	1	116	1	1	1	207	0.7	
8 More than 30 hours	98	1	107	1	2	2	214	0.7	
Valid responses =	9982	34	18796	63	106	0	29792	99.0	

Invalid responses include no response.

3F) How many hours do you spend in a typical week (7 days) on the following activities?

Participating in spiritual or religious activities

	Male		Female		Unknown		Total		Pct.
	Freq.	Pct.	Freq.	Pct.	Freq.	Pct.	Freq.	Pct.	
1 0 hours	6012	60	11106	59	59	56	17822	59.9	
2 1-5 hours	3175	32	6553	35	37	35	9967	33.5	
3 6-10 hours	432	4	730	4	4	4	1201	4.0	
4 11-15 hours	153	2	195	1	1	1	357	1.2	
5 16-20 hours	92	1	94	1	2	2	193	0.6	
6 21-25 hours	40	0	38	0	0	0	79	0.3	
7 26-30 hours	19	0	23	0	1	1	45	0.2	
8 More than 30 hours	42	0	46	0	1	1	98	0.3	
Valid responses =	9965	33	18785	63	105	0	29762	98.9	

Invalid responses include no response.

3G) How many hours do you spend in a typical week (7 days) on the following activities?

Participating in student clubs or organizations

	Male		Female		Unknown		Total		Pct.
	Freq.	Pct.	Freq.	Pct.	Freq.	Pct.	Freq.	Pct.	
1 0 hours	4019	40	7365	39	46	44	11795	39.7	
2 1-5 hours	3898	39	8257	44	44	42	12557	42.2	
3 6-10 hours	1246	13	2141	11	12	11	3517	11.8	
4 11-15 hours	428	4	591	3	1	1	1052	3.5	
5 16-20 hours	198	2	235	1	0	0	445	1.5	
6 21-25 hours	81	1	86	1	1	1	175	0.6	
7 26-30 hours	30	0	44	0	0	0	79	0.3	
8 More than 30 hours	62	1	51	0	1	1	124	0.4	
Valid responses =	9962	33	18770	63	105	0	29744	98.9	

Invalid responses include no response.

3H) How many hours do you spend in a typical week (7 days) on the following activities?

Socializing with friends

	Male		Female		Unknown		Total		Pct.
	Freq.	Pct.	Freq.	Pct.	Freq.	Pct.	Freq.	Pct.	
1 0 hours	432	4	787	4	7	7	1287	4.3	
2 1-5 hours	3427	34	7603	41	42	40	11435	38.4	
3 6-10 hours	3040	31	5596	30	29	28	8910	30.0	
4 11-15 hours	1539	16	2450	13	13	12	4120	13.9	
5 16-20 hours	751	8	1132	6	8	8	1945	6.5	
6 21-25 hours	295	3	460	3	4	4	779	2.6	
7 26-30 hours	132	1	232	1	1	1	378	1.3	
8 More than 30 hours	344	4	515	3	1	1	890	3.0	
Valid responses =	9960	33	18775	63	105	0	29744	98.9	

Invalid responses include no response.

3I) How many hours do you spend in a typical week (7 days) on the following activities?

Partying

	Male		Female		Unknown		Total		Pct.
	Freq.	Pct.	Freq.	Pct.	Freq.	Pct.	Freq.	Pct.	
1 0 hours	5238	53	9903	53	59	57	15808	53.2	
2 1-5 hours	3308	33	6718	36	36	35	10274	34.6	
3 6-10 hours	918	9	1557	8	3	3	2518	8.5	
4 11-15 hours	272	3	373	2	3	3	663	2.2	
5 16-20 hours	112	1	109	1	2	2	233	0.8	
6 21-25 hours	45	1	42	0	0	0	88	0.3	
7 26-30 hours	18	0	21	0	1	1	42	0.1	
8 More than 30 hours	35	0	16	0	0	0	63	0.2	
Valid responses =	9946	34	18739	63	104	0	29689	98.7	

Invalid responses include no response.



AMERICAN COLLEGE HEALTH ASSOCIATION

American College Health Association-National College Health Assessment (ACHA-NCHA III)
Reference Group Data Report - Fall 2019

UNDERGRADUATE STUDENTS

American College Health Association
8455 Colesville Road, Suite 740
Silver Spring, MD 20910
(410) 859-1500
www.acha.org

December 11, 2023
FREQUENCY REPORT
Number of Surveys (n) =

30084 Web Surveys

3J) How many hours do you spend in a typical week (7 days) on the following activities? Spending time with family

	Male		Female		Unknown		Total		Pct.
	Freq.	Pct.	Freq.	Pct.	Freq.	Pct.	Freq.	Pct.	
1 0 hours	4283	43	7529	40	31	30	12268	41.3	
2 1-5 hours	3116	31	6144	33	41	39	9568	32.2	
3 6-10 hours	1086	11	2186	12	11	11	3372	11.4	
4 11-15 hours	558	6	1001	5	7	7	1608	5.4	
5 16-20 hours	303	3	527	3	9	9	870	2.9	
6 21-25 hours	157	2	304	2	4	4	479	1.6	
7 26-30 hours	83	1	201	1	0	0	290	1.0	
8 More than 30 hours	353	4	845	5	2	2	1231	4.1	
Valid responses =	9939	33	18737	63	105	0	29686	98.7	

Invalid responses include no response.

3K) How many hours do you spend in a typical week (7 days) on the following activities? Watching TV, streaming movies/TV, or other media for entertainment

	Male		Female		Unknown		Total		Pct.
	Freq.	Pct.	Freq.	Pct.	Freq.	Pct.	Freq.	Pct.	
1 0 hours	727	7	1424	8	8	8	2218	7.5	
2 1-5 hours	3870	39	8620	46	45	43	12883	43.3	
3 6-10 hours	2766	28	4846	26	21	20	7871	26.5	
4 11-15 hours	1356	14	2110	11	19	18	3615	12.2	
5 16-20 hours	635	6	953	5	7	7	1654	5.6	
6 21-25 hours	261	3	364	2	1	1	653	2.2	
7 26-30 hours	110	1	185	1	3	3	315	1.1	
8 More than 30 hours	234	2	277	2	1	1	539	1.8	
Valid responses =	9959	33	18779	63	105	0	29748	98.9	

Invalid responses include no response.

3L) How many hours do you spend in a typical week (7 days) on the following activities? Gaming

	Male		Female		Unknown		Total		Pct.
	Freq.	Pct.	Freq.	Pct.	Freq.	Pct.	Freq.	Pct.	
1 0 hours	3486	35	15311	82	57	55	19276	64.9	
2 1-5 hours	3303	33	2501	13	29	28	6087	20.5	
3 6-10 hours	1528	15	538	3	10	10	2175	7.3	
4 11-15 hours	783	8	207	1	3	3	1047	3.5	
5 16-20 hours	371	4	90	1	2	2	493	1.7	
6 21-25 hours	210	2	50	0	1	1	277	0.9	
7 26-30 hours	85	1	26	0	1	1	120	0.4	
8 More than 30 hours	187	2	28	0	1	1	238	0.8	
Valid responses =	9953	33	18751	63	104	0	29713	98.8	

Invalid responses include no response.

3M) How many hours do you spend in a typical week (7 days) on the following activities? Using social media

	Male		Female		Unknown		Total		Pct.
	Freq.	Pct.	Freq.	Pct.	Freq.	Pct.	Freq.	Pct.	
1 0 hours	1037	10	729	4	10	10	1850	6.2	
2 1-5 hours	4329	43	7920	42	38	37	12653	42.5	
3 6-10 hours	2457	25	5487	29	28	27	8212	27.6	
4 11-15 hours	1130	11	2288	12	17	16	3544	11.9	
5 16-20 hours	502	5	1191	6	6	6	1747	5.9	
6 21-25 hours	211	2	528	3	3	3	769	2.6	
7 26-30 hours	96	1	234	1	0	0	343	1.2	
8 More than 30 hours	214	2	424	2	2	2	672	2.3	
Valid responses =	9976	33	18801	63	104	0	29790	99.0	

Invalid responses include no response.

3N) How many hours do you spend in a typical week (7 days) on the following activities? Commuting to school and/or to work

	Male		Female		Unknown		Total		Pct.
	Freq.	Pct.	Freq.	Pct.	Freq.	Pct.	Freq.	Pct.	
1 0 hours	3372	34	6809	36	35	33	10525	35.4	
2 1-5 hours	4857	49	8611	46	41	39	13943	46.9	
3 6-10 hours	1130	11	2011	11	17	16	3251	10.9	
4 11-15 hours	293	3	659	4	8	8	994	3.3	
5 16-20 hours	147	2	314	2	3	3	478	1.6	
6 21-25 hours	67	1	139	1	0	0	211	0.7	
7 26-30 hours	38	0	79	0	0	0	123	0.4	
8 More than 30 hours	61	1	153	1	1	1	226	0.8	
Valid responses =	9965	33	18775	63	105	0	29751	98.9	

Invalid responses include no response.



AMERICAN COLLEGE HEALTH ASSOCIATION

American College Health Association-National College Health Assessment (ACHA-NCHA III)
Reference Group Data Report - Fall 2019

UNDERGRADUATE STUDENTS

American College Health Association
8455 Colesville Road, Suite 740
Silver Spring, MD 20910
(410) 859-1500
www.acha.org

December 11, 2023
FREQUENCY REPORT
Number of Surveys (n) =

30084 Web Surveys

3O) How many hours do you spend in a typical week (7 days) on the following activities?

Working for pay

	Male		Female		Unknown		Total		Pct.
	Freq.	Pct.	Freq.	Pct.	Freq.	Pct.	Freq.	Pct.	
1 0 hours	4873	49	7418	40	41	39	12691	42.7	
2 1-5 hours	985	10	2011	11	9	9	3087	10.4	
3 6-10 hours	1205	12	2774	15	16	15	4140	13.9	
4 11-15 hours	829	8	1995	11	10	10	2936	9.9	
5 16-20 hours	900	9	1860	10	13	12	2876	9.7	
6 21-25 hours	392	4	1046	6	3	3	1483	5.0	
7 26-30 hours	265	3	613	3	6	6	910	3.1	
8 More than 30 hours	512	5	1042	6	7	7	1610	5.4	
Valid responses =	9961	34	18759	63	105	0	29733	98.8	

Invalid responses include no response.

3P) How many hours do you spend in a typical week (7 days) on the following activities?

Participating in meditation or meditative activities

	Male		Female		Unknown		Total		Pct.
	Freq.	Pct.	Freq.	Pct.	Freq.	Pct.	Freq.	Pct.	
1 0 hours	7542	76	14201	76	68	65	22438	75.7	
2 1-5 hours	1945	20	3998	21	28	27	6196	20.9	
3 6-10 hours	224	2	333	2	7	7	590	2.0	
4 11-15 hours	106	1	91	1	0	0	208	0.7	
5 16-20 hours	54	1	49	0	0	0	108	0.4	
6 21-25 hours	17	0	19	0	1	1	39	0.1	
7 26-30 hours	11	0	10	0	1	1	27	0.1	
8 More than 30 hours	26	0	16	0	0	0	47	0.2	
Valid responses =	9925	33	18717	63	105	0	29653	98.6	

Invalid responses include no response.

3Q) How many hours do you spend in a typical week (7 days) on the following activities?

Performing unpaid household responsibilities

	Male		Female		Unknown		Total		Pct.
	Freq.	Pct.	Freq.	Pct.	Freq.	Pct.	Freq.	Pct.	
1 0 hours	2695	27	3952	21	23	22	6841	23.0	
2 1-5 hours	5540	56	10970	58	61	59	17097	57.5	
3 6-10 hours	1141	11	2365	13	11	11	3651	12.3	
4 11-15 hours	309	3	684	4	3	3	1037	3.5	
5 16-20 hours	121	1	330	2	2	2	470	1.6	
6 21-25 hours	54	1	155	1	2	2	216	0.7	
7 26-30 hours	28	0	81	0	0	0	113	0.4	
8 More than 30 hours	79	1	241	1	1	1	332	1.1	
Valid responses =	9967	33	18778	63	103	0	29757	98.9	

Invalid responses include no response.

3R) How many hours do you spend in a typical week (7 days) on the following activities?

Taking care of children or other family members (unpaid)

	Male		Female		Unknown		Total		Pct.
	Freq.	Pct.	Freq.	Pct.	Freq.	Pct.	Freq.	Pct.	
1 0 hours	8425	85	15055	80	78	75	24288	81.8	
2 1-5 hours	821	8	1862	10	13	13	2790	9.4	
3 6-10 hours	259	3	574	3	4	4	867	2.9	
4 11-15 hours	132	1	279	2	2	2	433	1.5	
5 16-20 hours	111	1	173	1	1	1	294	1.0	
6 21-25 hours	47	1	105	1	1	1	159	0.5	
7 26-30 hours	29	0	82	0	0	0	116	0.4	
8 More than 30 hours	116	1	604	3	5	5	742	2.5	
Valid responses =	9940	33	18734	63	104	0	29683	98.7	

Invalid responses include no response.

4) How do you describe your weight?

	Male		Female		Unknown		Total		Pct.
	Freq.	Pct.	Freq.	Pct.	Freq.	Pct.	Freq.	Pct.	
1 Very underweight	131	1	120	1	1	1	271	0.9	
2 Slightly underweight	1473	15	1398	7	18	17	2998	10.0	
3 About the right weight	5394	54	9990	53	54	51	15842	52.8	
4 Slightly overweight	2603	26	6108	32	27	26	9037	30.1	
5 Very overweight	470	5	1290	7	6	6	1848	6.2	
Valid responses =	10071	34	18906	63	106	0	29996	99.7	

Invalid responses include no response.



AMERICAN COLLEGE HEALTH ASSOCIATION

American College Health Association-National College Health Assessment (ACHA-NCHA III)
Reference Group Data Report - Fall 2019

UNDERGRADUATE STUDENTS

American College Health Association
8455 Colesville Road, Suite 740
Silver Spring, MD 20910
(410) 859-1500
www.acha.org

December 11, 2023
FREQUENCY REPORT
Number of Surveys (n) =

30084 Web Surveys

5) Are you trying to do any of the following about your weight?

	Male		Female		Unknown		Total		Pct.
	Freq.	Pct.	Freq.	Pct.	Freq.	Pct.	Freq.	Pct.	
1 Not trying anything about my weight	2080	21	3033	16	22	21	5369	17.9	
2 Stay the same weight	2212	22	3944	21	13	12	6334	21.1	
3 Lose weight	3522	35	10917	58	51	48	14914	49.6	
4 Gain weight	2267	23	1048	6	20	19	3426	11.4	
Valid responses =	10081	34	18942	63	106	0	30043	99.9	

Invalid responses include no response.

6) In the last 7 days, how many (total) minutes did you spend doing moderate physical activity?

Examples: brisk walking, dancing, or household chores.

	Male		Female		Unknown		Total		Pct.
	Freq.	Pct.	Freq.	Pct.	Freq.	Pct.	Freq.	Pct.	
0 0 Minutes	409	4	690	4	3	3	1147	3.8	
1 1 to 149 Minutes	5055	51	9934	53	52	52	15552	52.2	
2 150 to 299 Minutes	2123	21	3862	21	23	23	6177	20.7	
3 300 or More Minutes	2428	24	4297	23	23	23	6927	23.2	
Valid responses =	10015	34	18783	63	101	0	29803	99.1	

Invalid responses include no response.

	Mean	Median	Std Dev	Min	Max
Male	222.66	120.00	343.26	0	5040
Female	222.44	120.00	370.63	0	5040
Overall	222.63	120.00	365.14	0	5040

7) In the last 7 days, how many (total) minutes did you spend doing vigorous physical activity?

Examples: running, swimming laps, or hiking.

	Male		Female		Unknown		Total		Pct.
	Freq.	Pct.	Freq.	Pct.	Freq.	Pct.	Freq.	Pct.	
0 0 Minutes	2435	24	7034	38	26	26	9888	33.2	
1 1 to 74 Minutes	2941	29	5438	29	33	33	8692	29.2	
2 75 to 149 Minutes	1364	14	2277	12	13	13	3750	12.6	
3 150 or More Minutes	3272	33	4011	21	28	28	7445	25.0	
Valid responses =	10012	34	18760	63	100	0	29775	99.0	

Invalid responses include no response.

	Mean	Median	Std Dev	Min	Max
Male	154.28	60.00	242.25	0	3000
Female	109.59	30.00	218.68	0	3000
Overall	124.04	40.00	228	0	3000

8) In the last 7 days, on how many days did you do exercises to strengthen or tone your muscles?

Examples: push ups, sit ups, or weightlifting/training.

	Male		Female		Unknown		Total		Pct.
	Freq.	Pct.	Freq.	Pct.	Freq.	Pct.	Freq.	Pct.	
0 0 days	3323	33	8348	44	37	36	12190	40.6	
1 1 day	1128	11	2601	14	9	9	3846	12.8	
2 2 days	1351	13	2884	15	16	16	4361	14.5	
3 3 days	1530	15	2305	12	19	19	3958	13.2	
4 4 days	957	10	1135	6	3	3	2133	7.1	
5 5 days	974	10	903	5	8	8	1920	6.4	
6 6 days	476	5	441	2	6	6	945	3.1	
7 7 days	342	3	298	2	4	4	655	2.2	
Valid responses =	10081	34	18915	63	102	0	30008	99.7	

Invalid responses include no response.



AMERICAN COLLEGE HEALTH ASSOCIATION

American College Health Association-National College Health Assessment (ACHA-NCHA III)
Reference Group Data Report - Fall 2019

UNDERGRADUATE STUDENTS

American College Health Association
8455 Colesville Road, Suite 740
Silver Spring, MD 20910
(410) 859-1500
www.acha.org

December 11, 2023
FREQUENCY REPORT
Number of Surveys (n) =

30084 Web Surveys

9A) In the last 7 days, how many servings of sugar-sweetened beverages did you drink on average per day?
One serving is 12 oz of soda; 8 oz of sugar-sweetened, flavored water or sports drink; 6 oz of sugar-sweetened coffee, tea, or juice.
If you do not drink sugar-sweetened beverages, please enter 0.

	Male		Female		Unknown		Total		Pct.	
	Freq.	Pct.	Freq.	Pct.	Freq.	Pct.	Freq.	Pct.		
1 0 servings	2969	30	5471	29	34	35	8721	29.2		
2 1 serving	1845	18	3581	19	16	17	5621	18.8		
3 2 servings	1580	16	2849	15	15	16	4589	15.4		
4 3 servings	920	9	1874	10	10	10	2893	9.7		
5 4 servings	581	6	1082	6	0	0	1707	5.7		
6 5 servings	491	5	921	5	4	4	1454	4.9		
7 6 servings	259	3	523	3	3	3	817	2.7		
8 7 servings	274	3	655	4	1	1	955	3.2		
9 8 servings	171	2	335	2	2	2	526	1.8		
10 9 or more servings	929	9	1512	8	11	12	2544	8.5		
Valid responses =	10019	34	18803	63	96	0	29827	99.1		
Invalid responses include no response.										
	Mean	Median	Std Dev	Min	Max					
Male	3.09	2.00	4.49	0	29					
Female	3.01	2.00	4.34	0	29					
Overall	3.05	2.00	4.4	0	29					

9B) In the past 30 days, on how many days did you drink energy drinks or energy shots?
(for example: Red Bull, Monster, Full Throttle, 5 Hour Energy, Rockstar Energy Shot, or Full Throttle Energy Shot, etc.)

	Male		Female		Unknown		Total		Pct.	
	Freq.	Pct.	Freq.	Pct.	Freq.	Pct.	Freq.	Pct.		
1 0 days	7304	73	15505	83	71	73	23549	79.4		
2 1-2 days	1167	12	1571	8	10	10	2844	9.6		
3 3-4 days	502	5	575	3	7	7	1124	3.8		
4 5-10 days	615	6	642	3	4	4	1313	4.4		
5 11-15 days	136	1	138	1	1	1	286	1.0		
6 16-20 days	104	1	115	1	1	1	228	0.8		
7 21-25 days	48	1	57	0	2	2	114	0.4		
8 26-30 days	85	1	106	1	1	1	205	0.7		
Valid responses =	9961	34	18709	63	97	0	29663	98.6		
Invalid responses include no response.										
	Mean	Median	Std Dev	Min	Max					
Male	1.52	0.00	4.31	0	30					
Female	0.92	0.00	3.48	0	30					
Overall	1.15	0.00	3.85	0	30					

10) In the last 7 days, how many servings of fruit did you eat on average per day?
One serving is a medium piece of fresh fruit; 1/2 cup of fresh, frozen, or canned fruit; 1/4 cup of dried fruit; or 3/4 cup of 100% fresh fruit juice

	Male		Female		Unknown		Total		Pct.	
	Freq.	Pct.	Freq.	Pct.	Freq.	Pct.	Freq.	Pct.		
1 0 servings per day	1883	19	2891	15	13	13	4980	16.6		
2 1-2 servings per day	6307	63	12563	66	54	55	19495	65.0		
3 3-4 servings per day	1599	16	2977	16	29	29	4723	15.8		
4 5-6 servings per day	202	2	372	2	3	3	599	2.0		
5 More than 6 servings per day	77	1	105	1	0	0	189	0.6		
Valid responses =	10068	34	18908	63	99	0	29986	99.7		
Invalid responses include no response.										

11) In the last 7 days, how many servings of vegetables did you eat on average per day?
One serving is 1/2 cup of fresh, frozen, or canned vegetables; 3/4 cup 100% vegetable juice; or 1 cup salad greens)

	Male		Female		Unknown		Total		Pct.	
	Freq.	Pct.	Freq.	Pct.	Freq.	Pct.	Freq.	Pct.		
1 0 servings per day	1365	14	2157	11	11	11	3676	12.3		
2 1-2 servings per day	5869	58	11310	60	46	46	17717	59.0		
3 3-4 servings per day	2323	23	4458	24	36	36	7041	23.5		
4 5-6 servings per day	406	4	779	4	6	6	1229	4.1		
5 More than 6 servings per day	114	1	214	1	1	1	344	1.1		
Valid responses =	10077	34	18918	63	100	0	30007	99.7		
Invalid responses include no response.										

12A) For the following statements, please say whether the statement was often true, sometimes true, or never true for you in the last 30 days.
The food that I bought just didn't last, and I didn't have money to get more

	Male		Female		Unknown		Total		Pct.	
	Freq.	Pct.	Freq.	Pct.	Freq.	Pct.	Freq.	Pct.		
0 Never True	5646	57	9188	49	43	44	15287	51.3		
1 Sometimes True	3367	34	7233	39	36	37	10963	36.8		
2 Often True	974	10	2375	13	18	19	3536	11.9		
Valid responses =	9987	34	18796	63	97	0	29786	99.0		
Invalid responses include no response.										



AMERICAN COLLEGE HEALTH ASSOCIATION

American College Health Association-National College Health Assessment (ACHA-NCHA III)
Reference Group Data Report - Fall 2019

UNDERGRADUATE STUDENTS

American College Health Association
8455 Colesville Road, Suite 740
Silver Spring, MD 20910
(410) 859-1500
www.acha.org

December 11, 2023
FREQUENCY REPORT
Number of Surveys (n) =

30084 Web Surveys

12B) For the following statements, please say whether the statement was often true, sometimes true, or never true for you in the last 30 days.
I couldn't afford to eat balanced meals.

	Male		Female		Unknown		Total		Pct.
	Freq.	Pct.	Freq.	Pct.	Freq.	Pct.	Freq.	Pct.	
0 Never True	5856	59	9681	52	49	51	15986	53.8	
1 Sometimes True	2872	29	6124	33	31	32	9323	31.4	
2 Often True	1227	12	2932	16	16	17	4385	14.8	
Valid responses =	9955	34	18737	63	96	0	29694	98.7	

Invalid responses include no response.

12C) In the last 30 days, did you ever cut the size of your meals or skip meals because there wasn't enough money for food?

	Male		Female		Unknown		Total		Pct.
	Freq.	Pct.	Freq.	Pct.	Freq.	Pct.	Freq.	Pct.	
0 No	6404	64	11325	60	54	54	18226	60.7	
1 Only 1 or 2 days	1454	14	2920	15	21	21	4534	15.1	
2 Yes, some days, but not every day	1672	17	3635	19	16	16	5551	18.5	
3 Yes, almost every day	551	6	1059	6	10	10	1723	5.7	
Valid responses =	10081	34	18939	63	101	0	30034	99.8	

Invalid responses include no response.

12D) In the last 30 days, did you ever eat less than you felt you should because there wasn't enough money for food?

	Male		Female		Unknown		Total		Pct.
	Freq.	Pct.	Freq.	Pct.	Freq.	Pct.	Freq.	Pct.	
0 No	7478	74	13467	71	74	73	21560	71.8	
1 Yes	2596	26	5470	29	27	27	8465	28.2	
Valid responses =	10074	34	18937	63	101	0	30025	99.8	

Invalid responses include no response.

12E) In the last 30 days, were you ever hungry but didn't eat because there wasn't enough money for food?

	Male		Female		Unknown		Total		Pct.
	Freq.	Pct.	Freq.	Pct.	Freq.	Pct.	Freq.	Pct.	
0 No	7968	79	14364	76	71	70	22993	76.6	
1 Yes	2116	21	4570	24	30	30	7040	23.4	
Valid responses =	10084	34	18934	63	101	0	30033	99.8	

Invalid responses include no response.

13) How long does it usually take for you to fall asleep at night once you close your eyes?

	Male		Female		Unknown		Total		Pct.
	Freq.	Pct.	Freq.	Pct.	Freq.	Pct.	Freq.	Pct.	
1 Under 5 minutes	1342	13	2067	11	11	11	3501	11.7	
2 5-15 minutes	3868	38	6771	36	33	32	10904	36.3	
3 16-30 minutes	2615	26	4936	26	29	28	7822	26.0	
4 31 minutes - 1 hour	1499	15	3372	18	14	14	5102	17.0	
5 over 1 hour	762	8	1800	10	16	16	2720	9.1	
Valid responses =	10086	34	18946	63	103	0	30049	99.9	

Invalid responses include no response.

14) Over the last 2 weeks, what is the average amount of sleep you have gotten on a weeknight (excluding naps)? (Please select the response closest to your answer)

	Male		Female		Unknown		Total		Pct.
	Freq.	Pct.	Freq.	Pct.	Freq.	Pct.	Freq.	Pct.	
1 Less than 4 hours	184	2	278	2	0	0	500	1.7	
2 4 hours	413	4	843	4	5	5	1319	4.4	
3 5 hours	1393	14	2783	15	17	17	4341	14.4	
4 6 hours	2974	30	5555	29	28	28	8796	29.3	
5 7 hours	3265	32	5692	30	32	31	9247	30.8	
6 8 hours	1506	15	2871	15	12	12	4508	15.0	
7 9 hours	262	3	598	3	4	4	902	3.0	
8 10 or more hours	95	1	334	2	4	4	448	1.5	
Valid responses =	10092	34	18954	63	102	0	30061	99.9	

Invalid responses include no response.

15) Over the last 2 weeks, what is the average amount of sleep you have gotten on a weekend night (excluding naps)? (Please select the response closest to your answer)

	Male		Female		Unknown		Total		Pct.
	Freq.	Pct.	Freq.	Pct.	Freq.	Pct.	Freq.	Pct.	
1 Less than 4 hours	116	1	221	1	0	0	371	1.2	
2 4 hours	268	3	553	3	2	2	857	2.9	
3 5 hours	616	6	1411	7	8	8	2089	7.0	
4 6 hours	1295	13	2679	14	15	15	4105	13.7	
5 7 hours	2068	21	4011	21	18	18	6253	20.8	
6 8 hours	2911	29	5178	27	24	24	8346	27.8	
7 9 hours	1921	19	3273	17	19	19	5379	17.9	
8 10 or more hours	885	9	1628	9	16	16	2650	8.8	
Valid responses =	10080	34	18954	63	102	0	30050	99.9	

Invalid responses include no response.



AMERICAN COLLEGE HEALTH ASSOCIATION

American College Health Association-National College Health Assessment (ACHA-NCHA III)
Reference Group Data Report - Fall 2019

UNDERGRADUATE STUDENTS

American College Health Association
8455 Colesville Road, Suite 740
Silver Spring, MD 20910
(410) 859-1500
www.acha.org

December 11, 2023
FREQUENCY REPORT
Number of Surveys (n) =

30084 Web Surveys

16A) On how many of the last 7 days did you: Wake up too early in the morning and couldn't get back to sleep?

	Male		Female		Unknown		Total	
	Freq.	Pct.	Freq.	Pct.	Freq.	Pct.	Freq.	Pct.
1 0 days	5584	56	8802	47	41	42	14827	49.4
2 1 day	1797	18	3447	18	16	16	5426	18.1
3 2 days	1209	12	2859	15	20	20	4217	14.1
4 3 days	570	6	1544	8	8	8	2195	7.3
5 4 days	303	3	812	4	1	1	1158	3.9
6 5 days	282	3	690	4	7	7	1018	3.4
7 6 days	93	1	246	1	1	1	358	1.2
8 7 days	227	2	528	3	4	4	801	2.7
Valid responses =	10065	34	18928	63	98	0	30000	99.7

Invalid responses include no response.

16B) On how many of the last 7 days did you: Feel tired or sleepy during the day?

	Male		Female		Unknown		Total	
	Freq.	Pct.	Freq.	Pct.	Freq.	Pct.	Freq.	Pct.
1 0 days	502	5	372	2	5	5	910	3.0
2 1 day	941	9	829	4	5	5	1820	6.1
3 2 days	1739	17	1997	11	17	17	3844	12.8
4 3 days	1826	18	2763	15	20	20	4714	15.7
5 4 days	1327	13	2577	14	6	6	4014	13.4
6 5 days	1378	14	3042	16	12	12	4559	15.2
7 6 days	607	6	1661	9	6	6	2354	7.8
8 7 days	1756	17	5691	30	29	29	7803	26.0
Valid responses =	10076	34	18932	63	100	0	30018	99.8

Invalid responses include no response.

16C) On how many of the last 7 days did you: Have an extremely hard time falling asleep?

	Male		Female		Unknown		Total	
	Freq.	Pct.	Freq.	Pct.	Freq.	Pct.	Freq.	Pct.
1 0 days	3616	36	5698	30	28	28	9563	31.9
2 1 day	2425	24	4230	22	22	22	6833	22.8
3 2 days	1448	14	2781	15	12	12	4351	14.5
4 3 days	767	8	1788	10	12	12	2663	8.9
5 4 days	468	5	1115	6	5	5	1654	5.5
6 5 days	456	5	1129	6	4	4	1658	5.5
7 6 days	231	2	591	3	3	3	879	2.9
8 7 days	659	7	1584	8	14	14	2396	8.0
Valid responses =	10070	34	18916	63	100	0	29997	99.7

Invalid responses include no response.

16D) On how many of the last 7 days did you: Get enough sleep so that you felt rested?

	Male		Female		Unknown		Total	
	Freq.	Pct.	Freq.	Pct.	Freq.	Pct.	Freq.	Pct.
1 0 days	1500	15	4342	23	30	30	6127	20.4
2 1 day	1783	18	4302	23	16	16	6262	20.9
3 2 days	2124	21	3857	20	16	16	6168	20.6
4 3 days	1363	14	2274	12	14	14	3758	12.5
5 4 days	1101	11	1630	9	11	11	2807	9.4
6 5 days	1082	11	1254	7	6	6	2411	8.0
7 6 days	634	6	680	4	1	1	1352	4.5
8 7 days	479	5	589	3	5	5	1113	3.7
Valid responses =	10066	34	18928	63	99	0	29998	99.7

Invalid responses include no response.

16E) On how many of the last 7 days did you: Take a nap?

	Male		Female		Unknown		Total	
	Freq.	Pct.	Freq.	Pct.	Freq.	Pct.	Freq.	Pct.
1 0 days	3584	36	6105	32	31	32	10043	33.5
2 1 day	1935	19	3517	19	19	19	5624	18.8
3 2 days	1679	17	3212	17	13	13	5040	16.8
4 3 days	1124	11	2241	12	7	7	3466	11.6
5 4 days	628	6	1218	6	11	11	1915	6.4
6 5 days	495	5	967	5	7	7	1523	5.1
7 6 days	229	2	557	3	3	3	818	2.7
8 7 days	394	4	1097	6	7	7	1559	5.2
Valid responses =	10068	34	18914	63	98	0	29988	99.7

Invalid responses include no response.



AMERICAN COLLEGE HEALTH ASSOCIATION

American College Health Association-National College Health Assessment (ACHA-NCHA III)
Reference Group Data Report - Fall 2019

UNDERGRADUATE STUDENTS

American College Health Association
8455 Colesville Road, Suite 740
Silver Spring, MD 20910
(410) 859-1500
www.acha.org

December 11, 2023
FREQUENCY REPORT
Number of Surveys (n) =

30084 Web Surveys

16F) On average, how long are your naps? (only includes students who napped 1-7 days)

	Male		Female		Unknown		Total	
	Freq.	Pct.	Freq.	Pct.	Freq.	Pct.	Freq.	Pct.
1 Less than 30 minutes	1340	21	2224	17	12	18	3673	18.5
2 Between 30 and 59 minutes	3025	47	5774	45	20	30	9039	45.5
3 Between 60 and 119 minutes	1661	26	3548	28	30	45	5436	27.4
4 2 hours or more	424	7	1221	10	5	8	1721	8.7
Valid responses =	6450	32	12767	64	67	0	19869	66.0

Invalid responses include no response.

17A) Within the last 12 months, how often did you: Wear a helmet when you rode a bicycle?

	Male		Female		Unknown		Total	
	Freq.	Pct.	Freq.	Pct.	Freq.	Pct.	Freq.	Pct.
1 Did not do this activity	5433	54	12183	65	58	58	18251	61.2
2 Never	2299	23	3258	17	22	22	5721	19.2
3 Rarely	575	6	796	4	8	8	1412	4.7
4 Sometimes	409	4	602	3	2	2	1042	3.5
5 Most of the time	421	4	615	3	3	3	1073	3.6
6 Always	871	9	1370	7	7	7	2336	7.8
Valid responses =	10008	34	18824	63	100	0	29835	99.2

Invalid responses include no response.

17B) Within the last 12 months, how often did you: Wear a helmet when you rode a motorcycle/motor scooter?

	Male		Female		Unknown		Total	
	Freq.	Pct.	Freq.	Pct.	Freq.	Pct.	Freq.	Pct.
1 Did not do this activity	8195	82	16393	87	77	78	25452	85.5
2 Never	805	8	1087	6	11	11	1941	6.5
3 Rarely	172	2	182	1	5	5	369	1.2
4 Sometimes	127	1	145	1	1	1	284	1.0
5 Most of the time	142	1	137	1	1	1	288	1.0
6 Always	547	6	837	5	4	4	1434	4.8
Valid responses =	9988	34	18781	63	99	0	29768	98.9

Invalid responses include no response.

17C) Within the last 12 months, how often did you: Wear a helmet when you were skateboarding?

	Male		Female		Unknown		Total	
	Freq.	Pct.	Freq.	Pct.	Freq.	Pct.	Freq.	Pct.
1 Did not do this activity	8001	80	16612	89	78	80	25437	85.6
2 Never	1431	14	1526	8	10	10	3066	10.3
3 Rarely	204	2	177	1	3	3	401	1.3
4 Sometimes	131	1	140	1	3	3	287	1.0
5 Most of the time	66	1	81	0	1	1	152	0.5
6 Always	139	1	218	1	2	2	378	1.3
Valid responses =	9972	34	18754	63	97	0	29721	98.8

Invalid responses include no response.

18A) When, if ever, was the last time you drove a car or other vehicle?

	Male		Female		Unknown		Total	
	Freq.	Pct.	Freq.	Pct.	Freq.	Pct.	Freq.	Pct.
1 Never	620	6	1316	7	11	11	2058	6.9
2 Within the last 2 weeks	6837	68	12590	67	64	65	20010	66.8
3 More than 2 weeks but within 30 days	578	6	1167	6	4	4	1797	6.0
4 More than 30 days but within 3 months	1187	12	2304	12	8	8	3610	12.1
5 More than 3 months but within 12 months	613	6	1122	6	6	6	1820	6.1
6 More than 12 months ago	215	2	384	2	6	6	649	2.2
Valid responses =	10050	34	18883	63	99	0	29944	99.5

Invalid responses include no response.

18B) Within the last 2 weeks, on how many days did you drive a car or other vehicle? (only includes students that drove in the last 2 weeks)

	Male		Female		Unknown		Total	
	Freq.	Pct.	Freq.	Pct.	Freq.	Pct.	Freq.	Pct.
0 0 Days	40	1	86	1	1	2	132	0.7
1 1 to 4 Days	1896	28	3056	24	19	30	5117	25.6
2 5 to 10 Days	1792	26	3467	28	16	25	5403	27.1
3 11 to 14 Days	3093	45	5946	47	27	43	9305	46.6
Valid responses =	6821	34	12555	63	63	0	19957	66.3

Invalid responses include no response.

	Mean	Median	Std Dev	Min	Max
Male	8.79	10.00	4.89	0	14
Female	9.09	10.00	4.8	0	14
Overall	8.97	10.00	4.84	0	14



AMERICAN COLLEGE HEALTH ASSOCIATION

American College Health Association-National College Health Assessment (ACHA-NCHA III)
Reference Group Data Report - Fall 2019

UNDERGRADUATE STUDENTS

American College Health Association
8455 Colesville Road, Suite 740
Silver Spring, MD 20910
(410) 859-1500
www.acha.org

December 11, 2023
FREQUENCY REPORT
Number of Surveys (n) =

30084 Web Surveys

18C) Within the last 2 weeks, on how many days did you manually operate a device to text, email, video chat, or use the internet or apps while driving a car or other vehicle?

	Male		Female		Unknown		Total		Pct.
	Freq.	Pct.	Freq.	Pct.	Freq.	Pct.	Freq.	Pct.	
0 0 Days	3036	45	5341	43	28	44	8682	43.6	
1 1 to 4 Days	1666	25	3198	26	14	22	4999	25.1	
2 5 to 10 Days	930	14	1891	15	9	14	2883	14.5	
3 11 to 14 Days	1165	17	2091	17	12	19	3333	16.8	
Valid responses =	6797	34	12521	63	63	0	19897	66.1	
Invalid responses include no response.									
	Mean	Median	Std Dev	Min	Max				
Male	3.86	1.00	5.14	0	14				
Female	3.92	1.00	5.08	0	14				
Overall	3.88	1.00	5.09	0	14				

18D) Within the last 12 months, how many times have you been involved in an accident when you drove a car or other vehicle?

	Male		Female		Unknown		Total		Pct.
	Freq.	Pct.	Freq.	Pct.	Freq.	Pct.	Freq.	Pct.	
1 No accidents	8217	89	14917	87	70	86	23844	87.7	
2 One accident	888	10	1991	12	8	10	2984	11.0	
3 Two accidents	88	1	220	1	3	4	329	1.2	
4 Three or more accidents	8	0	35	0	0	0	44	0.2	
Valid responses =	9201	34	17163	63	81	0	27201	90.4	
Invalid responses include no response.									

19A) Within the last 12 months, did you experience any of the following in an intimate (coupled/partnered) relationship? A partner called me names, insulted me, or put me down to make me feel bad.

	Male		Female		Unknown		Total		Pct.
	Freq.	Pct.	Freq.	Pct.	Freq.	Pct.	Freq.	Pct.	
1 No	9241	92	16679	88	84	85	26790	89.4	
2 Yes	804	8	2215	12	15	15	3160	10.6	
Valid responses =	10045	34	18894	63	99	0	29950	99.6	
Invalid responses include no response.									

19B) Within the last 12 months, did you experience any of the following in an intimate (coupled/partnered) relationship? A partner often insisted on knowing who I was with and where I was or tried to limit my contact with family or friends.

	Male		Female		Unknown		Total		Pct.
	Freq.	Pct.	Freq.	Pct.	Freq.	Pct.	Freq.	Pct.	
1 No	9407	94	17445	92	85	87	27749	92.7	
2 Yes	625	6	1441	8	13	13	2177	7.3	
Valid responses =	10032	34	18886	63	98	0	29926	99.5	
Invalid responses include no response.									

19C) Within the last 12 months, did you experience any of the following in an intimate (coupled/partnered) relationship? A partner pushed, grabbed, shoved, slapped, kicked, bit, choked, or hit me without my consent.

	Male		Female		Unknown		Total		Pct.
	Freq.	Pct.	Freq.	Pct.	Freq.	Pct.	Freq.	Pct.	
1 No	9765	97	18300	97	89	91	29025	97.0	
2 Yes	271	3	580	3	9	9	900	3.0	
Valid responses =	10036	34	18880	63	98	0	29925	99.5	
Invalid responses include no response.									

19D) Within the last 12 months, did you experience any of the following in an intimate (coupled/partnered) relationship? A partner forced me into unwanted sexual contact by holding me down or hurting me in some way.

	Male		Female		Unknown		Total		Pct.
	Freq.	Pct.	Freq.	Pct.	Freq.	Pct.	Freq.	Pct.	
1 No	9928	99	18523	98	89	91	29417	98.3	
2 Yes	105	1	357	2	9	9	504	1.7	
Valid responses =	10033	34	18880	63	98	0	29921	99.5	
Invalid responses include no response.									

19E) Within the last 12 months, did you experience any of the following in an intimate (coupled/partnered) relationship? A partner pressured me into unwanted sexual contact by threatening me, coercing me, or using alcohol or other drugs.

	Male		Female		Unknown		Total		Pct.
	Freq.	Pct.	Freq.	Pct.	Freq.	Pct.	Freq.	Pct.	
1 No	9849	98	18251	97	91	93	29046	97.1	
2 Yes	185	2	622	3	7	7	870	2.9	
Valid responses =	10034	34	18873	63	98	0	29916	99.4	
Invalid responses include no response.									



AMERICAN COLLEGE HEALTH ASSOCIATION

American College Health Association-National College Health Assessment (ACHA-NCHA III)
Reference Group Data Report - Fall 2019

UNDERGRADUATE STUDENTS

American College Health Association
8455 Colesville Road, Suite 740
Silver Spring, MD 20910
(410) 859-1500
www.acha.org

December 11, 2023
FREQUENCY REPORT
Number of Surveys (n) =

30084 Web Surveys

20A) Within the last 12 months, did you experience any of the following? Do not include intimate relationships.
I was in a physical fight.

	Male		Female		Unknown		Total		Pct.
	Freq.	Pct.	Freq.	Pct.	Freq.	Pct.	Freq.	Pct.	
1 No	9567	95	18562	98	91	95	29082	97.1	
2 Yes	494	5	333	2	5	5	882	2.9	
Valid responses =	10061	34	18895	63	96	0	29964	99.6	

Invalid responses include no response.

20B) Within the last 12 months, did you experience any of the following? Do not include intimate relationships.
I was physically assaulted (do not include sexual assault).

	Male		Female		Unknown		Total		Pct.
	Freq.	Pct.	Freq.	Pct.	Freq.	Pct.	Freq.	Pct.	
1 No	9842	98	18564	98	88	92	29356	97.9	
2 Yes	224	2	350	2	8	8	629	2.1	
Valid responses =	10066	34	18914	63	96	0	29985	99.7	

Invalid responses include no response.

20C) Within the last 12 months, did you experience any of the following? Do not include intimate relationships.
I was verbally threatened.

	Male		Female		Unknown		Total		Pct.
	Freq.	Pct.	Freq.	Pct.	Freq.	Pct.	Freq.	Pct.	
1 No	8777	87	17120	91	80	84	26699	89.3	
2 Yes	1260	13	1750	9	15	16	3213	10.7	
Valid responses =	10037	34	18870	63	95	0	29912	99.4	

Invalid responses include no response.

20D) Within the last 12 months, did you experience any of the following? Do not include intimate relationships.
I was sexually touched without my consent.

	Male		Female		Unknown		Total		Pct.
	Freq.	Pct.	Freq.	Pct.	Freq.	Pct.	Freq.	Pct.	
1 No	9762	97	17255	91	89	93	27916	93.3	
2 Yes	276	3	1626	9	7	7	2007	6.7	
Valid responses =	10038	34	18881	63	96	0	29923	99.5	

Invalid responses include no response.

20E) Within the last 12 months, did you experience any of the following? Do not include intimate relationships.
Sexual penetration (vaginal, anal, oral) was attempted on me without my consent.

	Male		Female		Unknown		Total		Pct.
	Freq.	Pct.	Freq.	Pct.	Freq.	Pct.	Freq.	Pct.	
1 No	9979	99	18384	97	87	91	29312	97.8	
2 Yes	92	1	521	3	9	9	670	2.2	
Valid responses =	10071	34	18905	63	96	0	29982	99.7	

Invalid responses include no response.

20F) Within the last 12 months, did you experience any of the following? Do not include intimate relationships.
I was sexually penetrated (vaginal, anal, oral), or made to penetrate someone without my consent.

	Male		Female		Unknown		Total		Pct.
	Freq.	Pct.	Freq.	Pct.	Freq.	Pct.	Freq.	Pct.	
1 No	9990	99	18520	98	91	95	29476	98.3	
2 Yes	82	1	383	2	5	5	506	1.7	
Valid responses =	10072	34	18903	63	96	0	29982	99.7	

Invalid responses include no response.

20G) Within the last 12 months, did you experience any of the following? Do not include intimate relationships.
I was a victim of stalking (for example: waiting for me outside my classroom, residence, or office; or repeated emails/phone calls).

	Male		Female		Unknown		Total		Pct.
	Freq.	Pct.	Freq.	Pct.	Freq.	Pct.	Freq.	Pct.	
1 No	9868	98	17887	95	87	91	28672	95.6	
2 Yes	199	2	1031	5	9	9	1320	4.4	
Valid responses =	10067	34	18918	63	96	0	29992	99.7	

Invalid responses include no response.

21A) How safe do you feel: On my campus (daytime)?

	Male		Female		Unknown		Total		Pct.
	Freq.	Pct.	Freq.	Pct.	Freq.	Pct.	Freq.	Pct.	
1 Not safe at all	42	0	55	0	3	3	112	0.4	
2 Somewhat unsafe	139	1	276	2	5	5	461	1.5	
3 Somewhat safe	1425	14	3681	19	26	27	5364	17.9	
4 Very safe	8479	84	14917	79	63	65	24086	80.2	
Valid responses =	10085	34	18929	63	97	0	30023	99.8	

Invalid responses include no response.



AMERICAN COLLEGE HEALTH ASSOCIATION

American College Health Association-National College Health Assessment (ACHA-NCHA III)
Reference Group Data Report - Fall 2019

UNDERGRADUATE STUDENTS

American College Health Association
8455 Colesville Road, Suite 740
Silver Spring, MD 20910
(410) 859-1500
www.acha.org

December 11, 2023
FREQUENCY REPORT
Number of Surveys (n) =

30084 Web Surveys

21B) How safe do you feel: On my campus (nighttime)?

	Male		Female		Unknown		Total		Pct.
	Freq.	Pct.	Freq.	Pct.	Freq.	Pct.	Freq.	Pct.	
1 Not safe at all	112	1	779	4	9	10	957	3.2	
2 Somewhat unsafe	760	8	4114	22	14	15	5098	17.0	
3 Somewhat safe	4086	41	9941	53	40	42	14492	48.4	
4 Very safe	5096	51	4044	21	32	34	9391	31.4	
Valid responses =	10054	34	18878	63	95	0	29938	99.5	

Invalid responses include no response.

21C) How safe do you feel: In the community surrounding my campus (daytime)?

	Male		Female		Unknown		Total		Pct.
	Freq.	Pct.	Freq.	Pct.	Freq.	Pct.	Freq.	Pct.	
1 Not safe at all	101	1	262	1	5	5	390	1.3	
2 Somewhat unsafe	731	7	1974	10	10	10	2837	9.5	
3 Somewhat safe	3950	39	9226	49	43	44	13637	45.5	
4 Very safe	5294	53	7457	39	39	40	13140	43.8	
Valid responses =	10076	34	18919	63	97	0	30004	99.7	

Invalid responses include no response.

21D) How safe do you feel: In the community surrounding my campus (nighttime)?

	Male		Female		Unknown		Total		Pct.
	Freq.	Pct.	Freq.	Pct.	Freq.	Pct.	Freq.	Pct.	
1 Not safe at all	706	7	3046	16	16	17	3930	13.1	
2 Somewhat unsafe	2487	25	7004	37	25	26	9835	32.8	
3 Somewhat safe	4096	41	6901	37	33	34	11336	37.8	
4 Very safe	2783	28	1951	10	22	23	4880	16.3	
Valid responses =	10072	34	18902	63	96	0	29981	99.7	

Invalid responses include no response.

22A1) In your life, which of the following substances have you ever used?

For prescription medications, please report nonmedical use only. "Nonmedical use" means taking prescription drugs just for the feeling or experience they cause, or taking them more often or at higher doses than prescribed.

Tobacco or nicotine delivery products (cigarettes, e-cigarettes, Juul or other vape products, water pipe or hookah, chewing tobacco, cigars, etc.)

	Male		Female		Unknown		Total		Pct.
	Freq.	Pct.	Freq.	Pct.	Freq.	Pct.	Freq.	Pct.	
0 No	6359	63	12997	69	70	71	20005	66.6	
3 Yes	3728	37	5938	31	29	29	10029	33.4	
Valid responses =	10087	34	18935	63	99	0	30034	99.8	

Invalid responses include no response.

22A2) In your life, which of the following substances have you ever used?

For prescription medications, please report nonmedical use only. "Nonmedical use" means taking prescription drugs just for the feeling or experience they cause, or taking them more often or at higher doses than prescribed.

Alcoholic beverages (beer, wine, liquor, etc.)

	Male		Female		Unknown		Total		Pct.
	Freq.	Pct.	Freq.	Pct.	Freq.	Pct.	Freq.	Pct.	
0 No	3436	34	5426	29	35	36	9182	30.6	
3 Yes	6645	66	13498	71	63	64	20833	69.4	
Valid responses =	10081	34	18924	63	98	0	30015	99.8	

Invalid responses include no response.

22A3) In your life, which of the following substances have you ever used?

For prescription medications, please report nonmedical use only. "Nonmedical use" means taking prescription drugs just for the feeling or experience they cause, or taking them more often or at higher doses than prescribed.

Cannabis (marijuana, weed, hash, edibles, vaped cannabis, etc.) [Please report nonmedical use only.]

	Male		Female		Unknown		Total		Pct.
	Freq.	Pct.	Freq.	Pct.	Freq.	Pct.	Freq.	Pct.	
0 No	6435	64	11681	62	67	69	18671	62.2	
3 Yes	3644	36	7239	38	30	31	11338	37.8	
Valid responses =	10079	34	18920	63	97	0	30009	99.8	

Invalid responses include no response.



AMERICAN COLLEGE HEALTH ASSOCIATION

American College Health Association-National College Health Assessment (ACHA-NCHA III)
Reference Group Data Report - Fall 2019

UNDERGRADUATE STUDENTS

American College Health Association
8455 Colesville Road, Suite 740
Silver Spring, MD 20910
(410) 859-1500
www.acha.org

December 11, 2023
FREQUENCY REPORT
Number of Surveys (n) =

30084 Web Surveys

22A4) In your life, which of the following substances have you ever used?

For prescription medications, please report nonmedical use only. "Nonmedical use" means taking prescription drugs just for the feeling or experience they cause, or taking them more often or at higher doses than prescribed.

Cocaine (coke, crack, etc.)

	Male		Female		Unknown		Total	
	Freq.	Pct.	Freq.	Pct.	Freq.	Pct.	Freq.	Pct.
0 No	9387	94	17928	95	89	94	28237	94.8
3 Yes	610	6	873	5	6	6	1563	5.2
Valid responses =	9997	34	18801	63	95	0	29800	99.1

Invalid responses include no response.

22A5) In your life, which of the following substances have you ever used?

For prescription medications, please report nonmedical use only. "Nonmedical use" means taking prescription drugs just for the feeling or experience they cause, or taking them more often or at higher doses than prescribed.

Prescription stimulants (Ritalin, Concerta, Dexedrine, Adderall, diet pills, etc.) [Please report nonmedical use only.]

	Male		Female		Unknown		Total	
	Freq.	Pct.	Freq.	Pct.	Freq.	Pct.	Freq.	Pct.
0 No	9149	91	17419	92	86	90	27467	91.6
3 Yes	916	9	1501	8	10	10	2526	8.4
Valid responses =	10065	34	18920	63	96	0	29993	99.7

Invalid responses include no response.

22A6) In your life, which of the following substances have you ever used?

For prescription medications, please report nonmedical use only. "Nonmedical use" means taking prescription drugs just for the feeling or experience they cause, or taking them more often or at higher doses than prescribed.

Methamphetamine (speed, crystal meth, ice, etc.)

	Male		Female		Unknown		Total	
	Freq.	Pct.	Freq.	Pct.	Freq.	Pct.	Freq.	Pct.
0 No	9923	99	18723	99	93	97	29617	98.9
3 Yes	131	1	179	1	3	3	342	1.1
Valid responses =	10054	34	18902	63	96	0	29959	99.6

Invalid responses include no response.

22A7) In your life, which of the following substances have you ever used?

For prescription medications, please report nonmedical use only. "Nonmedical use" means taking prescription drugs just for the feeling or experience they cause, or taking them more often or at higher doses than prescribed.

Inhalants (poppers, nitrous, glue, gas, paint thinner, etc.)

	Male		Female		Unknown		Total	
	Freq.	Pct.	Freq.	Pct.	Freq.	Pct.	Freq.	Pct.
0 No	9696	97	18537	98	93	97	29173	97.5
3 Yes	351	4	323	2	3	3	739	2.5
Valid responses =	10047	34	18860	63	96	0	29912	99.4

Invalid responses include no response.

22A8) In your life, which of the following substances have you ever used?

For prescription medications, please report nonmedical use only. "Nonmedical use" means taking prescription drugs just for the feeling or experience they cause, or taking them more often or at higher doses than prescribed.

Sedatives or Sleeping Pills (Valium, Ativan, Xanax, Klonopin, Librium, Rohypnol, GHB, etc.) [Please report nonmedical use only.]

	Male		Female		Unknown		Total	
	Freq.	Pct.	Freq.	Pct.	Freq.	Pct.	Freq.	Pct.
0 No	9508	95	17929	95	89	94	28346	94.6
3 Yes	552	6	977	5	6	6	1624	5.4
Valid responses =	10060	34	18906	63	95	0	29970	99.6

Invalid responses include no response.

22A9) In your life, which of the following substances have you ever used?

For prescription medications, please report nonmedical use only. "Nonmedical use" means taking prescription drugs just for the feeling or experience they cause, or taking them more often or at higher doses than prescribed.

Hallucinogens (Ecstasy, MDMA, Molly, LSD, acid, mushrooms, PCP, Special K, etc.)

	Male		Female		Unknown		Total	
	Freq.	Pct.	Freq.	Pct.	Freq.	Pct.	Freq.	Pct.
0 No	9077	90	17756	94	87	91	27700	92.3
3 Yes	998	10	1169	6	9	9	2305	7.7
Valid responses =	10075	34	18925	63	96	0	30005	99.7

Invalid responses include no response.



AMERICAN COLLEGE HEALTH ASSOCIATION

American College Health Association-National College Health Assessment (ACHA-NCHA III)
Reference Group Data Report - Fall 2019

UNDERGRADUATE STUDENTS

American College Health Association
8455 Colesville Road, Suite 740
Silver Spring, MD 20910
(410) 859-1500
www.acha.org

December 11, 2023
FREQUENCY REPORT
Number of Surveys (n) =

30084 Web Surveys

22A10) In your life, which of the following substances have you ever used?
For prescription medications, please report nonmedical use only. "Nonmedical use" means taking prescription drugs just for the feeling or experience they cause, or taking them more often or at higher doses than prescribed.

Heroin

	Male		Female		Unknown		Total	
	Freq.	Pct.	Freq.	Pct.	Freq.	Pct.	Freq.	Pct.
0 No	9440	99	17563	100	91	98	27929	99.4
3 Yes	67	1	76	0	2	2	167	0.6
Valid responses =	9507	34	17639	63	93	0	28096	93.4

Invalid responses include no response.

22A11) In your life, which of the following substances have you ever used?
For prescription medications, please report nonmedical use only. "Nonmedical use" means taking prescription drugs just for the feeling or experience they cause, or taking them more often or at higher doses than prescribed.

Prescription opioids (morphine, codeine, fentanyl, oxycodone [OxyContin, Percocet], hydrocodone [Vicodin], methadone, buprenorphine [Suboxone], etc.)
[Please report nonmedical use only.]

	Male		Female		Unknown		Total	
	Freq.	Pct.	Freq.	Pct.	Freq.	Pct.	Freq.	Pct.
0 No	9614	96	18270	97	91	96	28818	96.1
3 Yes	456	5	646	3	4	4	1174	3.9
Valid responses =	10070	34	18916	63	95	0	29992	99.7

Invalid responses include no response.

22A12) In your life, which of the following substances have you ever used?
For prescription medications, please report nonmedical use only. "Nonmedical use" means taking prescription drugs just for the feeling or experience they cause, or taking them more often or at higher doses than prescribed.

Other

	Male		Female		Unknown		Total	
	Freq.	Pct.	Freq.	Pct.	Freq.	Pct.	Freq.	Pct.
0 No	8415	99	15426	99	77	99	24659	99.1
3 Yes	117	1	97	1	1	1	228	0.9
Valid responses =	8532	34	15523	62	78	0	24887	82.7

Invalid responses include no response.

22B1) In the past 3 months, how often have you used the substance(s) you mentioned? (only includes students who have ever used this substance)
Tobacco or nicotine delivery products (cigarettes, e-cigarettes, Juul or other vape products, water pipe or hookah, chewing tobacco, cigars, etc.)

	Male		Female		Unknown		Total	
	Freq.	Pct.	Freq.	Pct.	Freq.	Pct.	Freq.	Pct.
0 Never	933	25	1821	31	7	24	2862	28.6
2 Once or twice	1102	30	2006	34	10	35	3212	32.1
3 Monthly	316	9	499	8	3	10	844	8.4
4 Weekly	466	13	567	10	3	10	1067	10.7
6 Daily or almost daily	905	24	1039	18	6	21	2032	20.3
Valid responses =	3722	37	5932	59	29	0	10017	33.3

Invalid responses include no response.

22B2) In the past 3 months, how often have you used the substance(s) you mentioned? (only includes students who have ever used this substance)
Alcoholic beverages (beer, wine, liquor, etc.)

	Male		Female		Unknown		Total	
	Freq.	Pct.	Freq.	Pct.	Freq.	Pct.	Freq.	Pct.
0 Never	499	8	852	6	5	8	1415	6.8
2 Once or twice	1639	25	4032	30	25	40	5908	28.5
3 Monthly	1387	21	3130	23	15	24	4667	22.5
4 Weekly	2810	43	5135	38	15	24	8148	39.3
6 Daily or almost daily	280	4	293	2	3	5	607	2.9
Valid responses =	6615	32	13442	65	63	0	20745	69.0

Invalid responses include no response.

22B3) In the past 3 months, how often have you used the substance(s) you mentioned? (only includes students who have ever used this substance)
Cannabis (marijuana, weed, hash, edibles, vaped cannabis, etc.) [Please report nonmedical use only.]

	Male		Female		Unknown		Total	
	Freq.	Pct.	Freq.	Pct.	Freq.	Pct.	Freq.	Pct.
0 Never	1067	29	2208	31	9	30	3416	30.2
2 Once or twice	1060	29	2402	33	10	33	3576	31.6
3 Monthly	469	13	978	14	4	13	1513	13.4
4 Weekly	533	15	878	12	5	17	1463	12.9
6 Daily or almost daily	507	14	758	11	2	7	1347	11.9
Valid responses =	3636	32	7224	64	30	0	11315	37.6

Invalid responses include no response.



AMERICAN COLLEGE HEALTH ASSOCIATION

American College Health Association-National College Health Assessment (ACHA-NCHA III)
Reference Group Data Report - Fall 2019

UNDERGRADUATE STUDENTS

American College Health Association
8455 Colesville Road, Suite 740
Silver Spring, MD 20910
(410) 859-1500
www.acha.org

December 11, 2023
FREQUENCY REPORT
Number of Surveys (n) =

30084 Web Surveys

22B4) In the past 3 months, how often have you used the substance(s) you mentioned? (only includes students who have ever used this substance)
Cocaine (coke, crack, etc.)

	Male		Female		Unknown		Total		Pct.
	Freq.	Pct.	Freq.	Pct.	Freq.	Pct.	Freq.	Pct.	
0 Never	343	57	492	57	3	50	879	56.6	
2 Once or twice	190	31	283	33	2	33	494	31.8	
3 Monthly	46	8	62	7	1	17	115	7.4	
4 Weekly	18	3	24	3	0	0	46	3.0	
6 Daily or almost daily	9	2	7	1	0	0	20	1.3	
Valid responses =	606	39	868	56	6	0	1554	5.2	

Invalid responses include no response.

22B5) In the past 3 months, how often have you used the substance(s) you mentioned? (only includes students who have ever used this substance)
Prescription stimulants (Ritalin, Concerta, Dexedrine, Adderall, diet pills, etc.) [Please report nonmedical use only.]

	Male		Female		Unknown		Total		Pct.
	Freq.	Pct.	Freq.	Pct.	Freq.	Pct.	Freq.	Pct.	
0 Never	514	56	801	54	5	50	1373	54.5	
2 Once or twice	258	28	443	30	2	20	728	28.9	
3 Monthly	59	7	114	8	3	30	184	7.3	
4 Weekly	44	5	71	5	0	0	122	4.8	
6 Daily or almost daily	37	4	68	5	0	0	111	4.4	
Valid responses =	912	36	1497	59	10	0	2518	8.4	

Invalid responses include no response.

22B6) In the past 3 months, how often have you used the substance(s) you mentioned? (only includes students who have ever used this substance)
Methamphetamine (speed, crystal meth, ice, etc.)

	Male		Female		Unknown		Total		Pct.
	Freq.	Pct.	Freq.	Pct.	Freq.	Pct.	Freq.	Pct.	
0 Never	97	74	144	81	1	33	252	73.9	
2 Once or twice	18	14	15	8	1	33	38	11.1	
3 Monthly	8	6	7	4	1	33	20	5.9	
4 Weekly	5	4	6	3	0	0	16	4.7	
6 Daily or almost daily	3	2	6	3	0	0	15	4.4	
Valid responses =	131	38	178	52	3	1	341	1.1	

Invalid responses include no response.

22B7) In the past 3 months, how often have you used the substance(s) you mentioned? (only includes students who have ever used this substance)
Inhalants (poppers, nitrous, glue, gas, paint thinner, etc.)

	Male		Female		Unknown		Total		Pct.
	Freq.	Pct.	Freq.	Pct.	Freq.	Pct.	Freq.	Pct.	
0 Never	197	56	197	61	1	33	424	57.7	
2 Once or twice	106	30	90	28	1	33	213	29.0	
3 Monthly	21	6	21	7	0	0	48	6.5	
4 Weekly	19	5	11	3	1	33	38	5.2	
6 Daily or almost daily	6	2	2	1	0	0	12	1.6	
Valid responses =	349	47	321	44	3	0	735	2.4	

Invalid responses include no response.

22B8) In the past 3 months, how often have you used the substance(s) you mentioned? (only includes students who have ever used this substance)
Sedatives or Sleeping Pills (Valium, Ativan, Xanax, Klonopin, Librium, Rohypnol, GHB, etc.) [Please report nonmedical use only.]

	Male		Female		Unknown		Total		Pct.
	Freq.	Pct.	Freq.	Pct.	Freq.	Pct.	Freq.	Pct.	
0 Never	351	64	503	52	2	33	903	55.8	
2 Once or twice	131	24	291	30	1	17	448	27.7	
3 Monthly	25	5	76	8	1	17	107	6.6	
4 Weekly	26	5	54	6	1	17	87	5.4	
6 Daily or almost daily	18	3	49	5	1	17	74	4.6	
Valid responses =	551	34	973	60	6	0	1619	5.4	

Invalid responses include no response.

22B9) In the past 3 months, how often have you used the substance(s) you mentioned? (only includes students who have ever used this substance)
Hallucinogens (Ecstasy, MDMA, Molly, LSD, acid, mushrooms, PCP, Special K, etc.)

	Male		Female		Unknown		Total		Pct.
	Freq.	Pct.	Freq.	Pct.	Freq.	Pct.	Freq.	Pct.	
0 Never	541	54	652	56	6	67	1258	54.7	
2 Once or twice	368	37	438	38	1	11	852	37.1	
3 Monthly	63	6	57	5	1	11	137	6.0	
4 Weekly	17	2	15	1	1	11	39	1.7	
6 Daily or almost daily	7	1	3	0	0	0	13	0.6	
Valid responses =	996	43	1165	51	9	0	2299	7.6	

Invalid responses include no response.



AMERICAN COLLEGE HEALTH ASSOCIATION

American College Health Association-National College Health Assessment (ACHA-NCHA III)
Reference Group Data Report - Fall 2019

UNDERGRADUATE STUDENTS

American College Health Association
8455 Colesville Road, Suite 740
Silver Spring, MD 20910
(410) 859-1500
www.acha.org

December 11, 2023
FREQUENCY REPORT
Number of Surveys (n) =

30084 Web Surveys

22B10) In the past 3 months, how often have you used the substance(s) you mentioned? (only includes students who have ever used this substance)
Heroin

	Male		Female		Unknown		Total	
	Freq.	Pct.	Freq.	Pct.	Freq.	Pct.	Freq.	Pct.
0 Never	40	62	54	73	1	50	101	62.0
2 Once or twice	4	6	8	11	0	0	15	9.2
3 Monthly	14	22	7	10	0	0	24	14.7
4 Weekly	4	6	2	3	1	50	10	6.1
6 Daily or almost daily	3	5	3	4	0	0	13	8.0
Valid responses =	65	40	74	45	2	1	163	0.5

Invalid responses include no response.

22B11) In the past 3 months, how often have you used the substance(s) you mentioned? (only includes students who have ever used this substance)
Prescription opioids (morphine, codeine, fentanyl, oxycodone [OxyContin, Percocet], hydrocodone [Vicodin], methadone, buprenorphine [Suboxone], etc.)
[Please report nonmedical use only.]

	Male		Female		Unknown		Total	
	Freq.	Pct.	Freq.	Pct.	Freq.	Pct.	Freq.	Pct.
0 Never	326	72	444	69	0	0	810	69.3
2 Once or twice	92	20	157	25	2	50	265	22.7
3 Monthly	20	4	13	2	1	25	37	3.2
4 Weekly	11	2	17	3	1	25	35	3.0
6 Daily or almost daily	6	1	11	2	0	0	22	1.9
Valid responses =	455	39	642	55	4	0	1169	3.9

Invalid responses include no response.

22B12) In the past 3 months, how often have you used the substance(s) you mentioned? (only includes students who have ever used this substance)
Other

	Male		Female		Unknown		Total	
	Freq.	Pct.	Freq.	Pct.	Freq.	Pct.	Freq.	Pct.
0 Never	37	32	24	25	1	100	65	28.9
2 Once or twice	24	21	20	21	0	0	47	20.9
3 Monthly	6	5	4	4	0	0	10	4.4
4 Weekly	16	14	14	15	0	0	31	13.8
6 Daily or almost daily	33	28	33	35	0	0	72	32.0
Valid responses =	116	52	95	42	1	0	225	0.7

Invalid responses include no response.

22C) Regarding your use of cannabis/marijuana use in the past 3 months, was it prescribed for you?
(only includes students who have used this substance within the last 3 months)

	Male		Female		Unknown		Total	
	Freq.	Pct.	Freq.	Pct.	Freq.	Pct.	Freq.	Pct.
0 No	2379	93	4736	95	15	71	7394	93.7
1 Yes	79	3	123	3	4	19	223	2.8
99 Don't know	108	4	149	3	2	10	270	3.4
Valid responses =	2566	33	5008	63	21	0	7887	26.2

Invalid responses include no response.

22D1) Regarding your use of prescription cannabis/marijuana in the past 3 months: (only includes students who were prescribed this substance)
Do you ever use MORE of your prescribed cannabis/marijuana, that is, take a higher dosage, than is prescribed for you?

	Male		Female		Unknown		Total	
	Freq.	Pct.	Freq.	Pct.	Freq.	Pct.	Freq.	Pct.
0 No	48	61	79	64	3	75	139	62.3
1 Yes	14	18	24	20	1	25	43	19.3
99 Don't know	17	22	20	16	0	0	41	18.4
Valid responses =	79	35	123	55	4	2	223	0.7

Invalid responses include no response.

22D2) Regarding your use of prescription cannabis/marijuana in the past 3 months: (only includes students who were prescribed this substance)
Do you ever use your prescribed cannabis/marijuana MORE OFTEN, that is, shorten the time between dosages, than is prescribed for you?

	Male		Female		Unknown		Total	
	Freq.	Pct.	Freq.	Pct.	Freq.	Pct.	Freq.	Pct.
0 No	49	62	82	67	3	75	145	65.0
1 Yes	16	20	27	22	1	25	48	21.5
99 Don't know	14	18	14	11	0	0	30	13.5
Valid responses =	79	35	123	55	4	2	223	0.7

Invalid responses include no response.

22E) Regarding your use of prescription stimulants (Ritalin, Concerta, Dexedrine, Adderall, diet pills, etc.) in the past 3 months, was it prescribed for you?
(only includes students who have used this substance within the last 3 months)

	Male		Female		Unknown		Total	
	Freq.	Pct.	Freq.	Pct.	Freq.	Pct.	Freq.	Pct.
0 No	300	76	520	75	2	40	857	75.3
1 Yes	87	22	156	23	1	20	252	22.1
99 Don't know	9	2	15	2	2	40	29	2.5
Valid responses =	396	35	691	61	5	0	1138	3.8

Invalid responses include no response.



AMERICAN COLLEGE HEALTH ASSOCIATION

American College Health Association-National College Health Assessment (ACHA-NCHA III)
Reference Group Data Report - Fall 2019

UNDERGRADUATE STUDENTS

American College Health Association
8455 Colesville Road, Suite 740
Silver Spring, MD 20910
(410) 859-1500
www.acha.org

December 11, 2023
FREQUENCY REPORT
Number of Surveys (n) =

30084 Web Surveys

22F1) Regarding your use of prescription stimulants (Ritalin, Concerta, Dexedrine, Adderall, diet pills, etc.) in the past 3 months:
(only includes students who were prescribed this substance)

Do you ever use MORE of your stimulant medication, that is, take a higher dosage, than is prescribed for you?

	Male		Female		Unknown		Total Freq.	Pct.
	Freq.	Pct.	Freq.	Pct.	Freq.	Pct.		
0 No	57	66	107	69	1	100	169	67.3
1 Yes	28	32	46	30	0	0	77	30.7
99 Don't know	2	2	2	1	0	0	5	2.0
Valid responses =	87	35	155	62	1	0	251	0.8

Invalid responses include no response.

22F2) Regarding your use of prescription stimulants (Ritalin, Concerta, Dexedrine, Adderall, diet pills, etc.) in the past 3 months:
(only includes students who were prescribed this substance)

Do you ever use your stimulant medication MORE OFTEN, that is, shorten the time between dosages, than is prescribed for you?

	Male		Female		Unknown		Total Freq.	Pct.
	Freq.	Pct.	Freq.	Pct.	Freq.	Pct.		
0 No	67	77	107	69	1	100	179	71.3
1 Yes	16	18	44	28	0	0	64	25.5
99 Don't know	4	5	4	3	0	0	8	3.2
Valid responses =	87	35	155	62	1	0	251	0.8

Invalid responses include no response.

22G) Regarding your use of prescription sedatives or sleeping pills (Valium, Ativan, Xanax, Klonopin, Librium, Rohypnol, GHB, etc.) in the past 3 months, was it prescribed for you? (only includes students who have used this substance within the last 3 months)

	Male		Female		Unknown		Total Freq.	Pct.
	Freq.	Pct.	Freq.	Pct.	Freq.	Pct.		
0 No	137	69	291	62	3	75	461	64.6
1 Yes	49	25	165	35	0	0	222	31.1
99 Don't know	14	7	13	3	1	25	31	4.3
Valid responses =	200	28	469	66	4	1	714	2.4

Invalid responses include no response.

22H1) Regarding your use of prescription sedatives or sleeping pills (Valium, Ativan, Xanax, Klonopin, Librium, Rohypnol, GHB, etc.) in the past 3 months:
(only includes students who were prescribed this substance)

Do you ever use MORE of your sedatives or sleeping pills, that is, take a higher dosage, than is prescribed for you?

	Male		Female		Unknown		Total Freq.	Pct.
	Freq.	Pct.	Freq.	Pct.	Freq.	Pct.		
0 No	30	63	123	75	0	0	159	71.9
1 Yes	16	33	39	24	0	0	57	25.8
99 Don't know	2	4	3	2	0	0	5	2.3
Valid responses =	48	22	165	75	0	0	221	0.7

Invalid responses include no response.

22H2) Regarding your use of prescription sedatives or sleeping pills (Valium, Ativan, Xanax, Klonopin, Librium, Rohypnol, GHB, etc.) in the past 3 months:
(only includes students who were prescribed this substance)

Do you ever use your sedatives or sleeping pills MORE OFTEN, that is, shorten the time between dosages, than is prescribed for you?

	Male		Female		Unknown		Total Freq.	Pct.
	Freq.	Pct.	Freq.	Pct.	Freq.	Pct.		
0 No	37	77	136	82	0	0	178	80.5
1 Yes	8	17	25	15	0	0	36	16.3
99 Don't know	3	6	4	2	0	0	7	3.2
Valid responses =	48	22	165	75	0	0	221	0.7

Invalid responses include no response.

22I) Regarding your use of prescription opioids (morphine, codeine, fentanyl, oxycodone [OxyContin, Percocet], hydrocodone [Vicodin], methadone, buprenorphine [Suboxone], etc.) in the past 3 months, was it prescribed for you? (only includes students who have used this substance within the last 3 months)

	Male		Female		Unknown		Total Freq.	Pct.
	Freq.	Pct.	Freq.	Pct.	Freq.	Pct.		
0 No	70	55	90	46	1	25	180	50.4
1 Yes	52	41	99	50	2	50	157	44.0
99 Don't know	6	5	8	4	1	25	20	5.6
Valid responses =	128	36	197	55	4	1	357	1.2

Invalid responses include no response.

22J1) Regarding your use of prescription opioids (morphine, codeine, fentanyl, oxycodone [OxyContin, Percocet], hydrocodone [Vicodin], methadone, buprenorphine [Suboxone], etc.) in the past 3 months: (only includes students who were prescribed this substance)

Do you ever use MORE of your opioid medication, that is, take a higher dosage, than is prescribed for you?

	Male		Female		Unknown		Total Freq.	Pct.
	Freq.	Pct.	Freq.	Pct.	Freq.	Pct.		
0 No	39	75	70	71	1	50	113	72.0
1 Yes	12	23	26	26	0	0	39	24.8
99 Don't know	1	2	3	3	1	50	5	3.2
Valid responses =	52	33	99	63	2	1	157	0.5

Invalid responses include no response.



AMERICAN COLLEGE HEALTH ASSOCIATION

American College Health Association-National College Health Assessment (ACHA-NCHA III)
Reference Group Data Report - Fall 2019

UNDERGRADUATE STUDENTS

American College Health Association
8455 Colesville Road, Suite 740
Silver Spring, MD 20910
(410) 859-1500
www.acha.org

December 11, 2023
FREQUENCY REPORT
Number of Surveys (n) =

30084 Web Surveys

22J2) Regarding your use of prescription opioids (morphine, codeine, fentanyl, oxycodone [OxyContin, Percocet], hydrocodone [Vicodin], methadone, buprenorphine [Suboxone], etc.) in the past 3 months: (only includes students who were prescribed this substance)
Do you ever use your opioid medication MORE OFTEN, that is, shorten the time between dosages, than is prescribed for you?

	Male		Female		Unknown		Total		Pct.
	Freq.	Pct.	Freq.	Pct.	Freq.	Pct.	Freq.	Pct.	
0 No	40	78	71	72	0	0	114	73.1	
1 Yes	7	14	24	24	1	50	33	21.2	
99 Don't know	4	8	4	4	1	50	9	5.8	
Valid responses =	51	33	99	63	2	1	156	0.5	

Invalid responses include no response.

22K1) During the past 3 months, how often have you had a strong desire or urge to use the following substance(s)?
(only includes students who have used this substance within the last 3 months)

Tobacco or nicotine delivery products (cigarettes, e-cigarettes, Juul or other vape products, water pipe or hookah, chewing tobacco, cigars, etc.)

	Male		Female		Unknown		Total		Pct.
	Freq.	Pct.	Freq.	Pct.	Freq.	Pct.	Freq.	Pct.	
0 Never	1186	43	1864	46	6	27	3133	44.5	
3 Once or twice	435	16	733	18	4	18	1219	17.3	
4 Monthly	115	4	171	4	3	14	297	4.2	
5 Weekly	335	12	399	10	3	14	763	10.8	
6 Daily or almost daily	673	25	879	22	6	27	1630	23.1	
Valid responses =	2744	39	4046	57	22	0	7042	23.4	

Invalid responses include no response.

22K2) During the past 3 months, how often have you had a strong desire or urge to use the following substance(s)?
(only includes students who have used this substance within the last 3 months)

Alcoholic beverages (beer, wine, liquor, etc.)

	Male		Female		Unknown		Total		Pct.
	Freq.	Pct.	Freq.	Pct.	Freq.	Pct.	Freq.	Pct.	
0 Never	3020	50	5479	44	22	39	8734	46.1	
3 Once or twice	1291	22	3105	25	18	32	4560	24.1	
4 Monthly	520	9	1297	11	6	11	1880	9.9	
5 Weekly	950	16	2074	17	9	16	3140	16.6	
6 Daily or almost daily	219	4	373	3	2	4	625	3.3	
Valid responses =	6000	32	12328	65	57	0	18939	63.0	

Invalid responses include no response.

22K3) During the past 3 months, how often have you had a strong desire or urge to use the following substance(s)?
(only includes students who have used this substance within the last 3 months)

Cannabis (marijuana, weed, hash, edibles, vaped cannabis, etc.) [Please report nonmedical use only.]

	Male		Female		Unknown		Total		Pct.
	Freq.	Pct.	Freq.	Pct.	Freq.	Pct.	Freq.	Pct.	
0 Never	1301	51	2332	47	8	38	3757	47.6	
3 Once or twice	486	19	1143	23	3	14	1686	21.4	
4 Monthly	179	7	396	8	3	14	602	7.6	
5 Weekly	294	12	587	12	6	29	933	11.8	
6 Daily or almost daily	306	12	554	11	1	5	913	11.6	
Valid responses =	2566	33	5012	64	21	0	7891	26.2	

Invalid responses include no response.

22K4) During the past 3 months, how often have you had a strong desire or urge to use the following substance(s)?
(only includes students who have used this substance within the last 3 months)

Cocaine (coke, crack, etc.)

	Male		Female		Unknown		Total		Pct.
	Freq.	Pct.	Freq.	Pct.	Freq.	Pct.	Freq.	Pct.	
0 Never	165	63	234	63	2	67	416	61.9	
3 Once or twice	55	21	71	19	0	0	129	19.2	
4 Monthly	20	8	31	8	1	33	57	8.5	
5 Weekly	16	6	27	7	0	0	47	7.0	
6 Daily or almost daily	7	3	11	3	0	0	23	3.4	
Valid responses =	263	39	374	56	3	0	672	2.2	

Invalid responses include no response.

22K5) During the past 3 months, how often have you had a strong desire or urge to use the following substance(s)?
(only includes students who have used this substance within the last 3 months)

Prescription stimulants (Ritalin, Concerta, Dexedrine, Adderall, diet pills, etc.) [Please report nonmedical use only.]

	Male		Female		Unknown		Total		Pct.
	Freq.	Pct.	Freq.	Pct.	Freq.	Pct.	Freq.	Pct.	
0 Never	254	64	358	51	3	60	634	55.5	
3 Once or twice	69	17	169	24	0	0	246	21.5	
4 Monthly	26	7	49	7	2	40	82	7.2	
5 Weekly	27	7	71	10	0	0	105	9.2	
6 Daily or almost daily	20	5	49	7	0	0	75	6.6	
Valid responses =	396	35	696	61	5	0	1142	3.8	

Invalid responses include no response.



AMERICAN COLLEGE HEALTH ASSOCIATION

American College Health Association-National College Health Assessment (ACHA-NCHA III)
Reference Group Data Report - Fall 2019

UNDERGRADUATE STUDENTS

American College Health Association
8455 Colesville Road, Suite 740
Silver Spring, MD 20910
(410) 859-1500
www.acha.org

December 11, 2023
FREQUENCY REPORT
Number of Surveys (n) =

30084 Web Surveys

22K6) During the past 3 months, how often have you had a strong desire or urge to use the following substance(s)?
(only includes students who have used this substance within the last 3 months)

Methamphetamine (speed, crystal meth, ice, etc.)

	Male		Female		Unknown		Total Freq.	Pct.	
	Freq.	Pct.	Freq.	Pct.	Freq.	Pct.			
0 Never	14	41	15	46	0	0	31	36.5	
3 Once or twice	8	24	3	9	0	0	14	16.5	
4 Monthly	5	15	9	27	0	0	16	18.8	
5 Weekly	4	12	3	9	1	100	12	14.1	
6 Daily or almost daily	3	9	3	9	0	0	12	14.1	
Valid responses =	34	40	33	39	1	1	85	0.3	

Invalid responses include no response.

22K7) During the past 3 months, how often have you had a strong desire or urge to use the following substance(s)?
(only includes students who have used this substance within the last 3 months)

Inhalants (poppers, nitrous, glue, gas, paint thinner, etc.)

	Male		Female		Unknown		Total Freq.	Pct.	
	Freq.	Pct.	Freq.	Pct.	Freq.	Pct.			
0 Never	100	67	81	65	0	0	194	63.4	
3 Once or twice	25	17	27	22	0	0	58	19.0	
4 Monthly	14	9	7	6	1	100	25	8.2	
5 Weekly	8	5	8	7	0	0	21	6.9	
6 Daily or almost daily	3	2	1	1	0	0	8	2.6	
Valid responses =	150	49	124	41	1	0	306	1.0	

Invalid responses include no response.

22K8) During the past 3 months, how often have you had a strong desire or urge to use the following substance(s)?
(only includes students who have used this substance within the last 3 months)

Sedatives or Sleeping Pills (Valium, Ativan, Xanax, Klonopin, Librium, Rohypnol, GHB, etc.) [Please report nonmedical use only.]

	Male		Female		Unknown		Total Freq.	Pct.	
	Freq.	Pct.	Freq.	Pct.	Freq.	Pct.			
0 Never	107	54	201	43	0	0	324	45.4	
3 Once or twice	41	21	126	27	2	50	179	25.1	
4 Monthly	10	5	43	9	1	25	58	8.1	
5 Weekly	22	11	58	12	0	0	87	12.2	
6 Daily or almost daily	17	9	42	9	1	25	65	9.1	
Valid responses =	197	28	470	66	4	1	713	2.4	

Invalid responses include no response.

22K9) During the past 3 months, how often have you had a strong desire or urge to use the following substance(s)?
(only includes students who have used this substance within the last 3 months)

Hallucinogens (Ecstasy, MDMA, Molly, LSD, acid, mushrooms, PCP, Special K, etc.)

	Male		Female		Unknown		Total Freq.	Pct.	
	Freq.	Pct.	Freq.	Pct.	Freq.	Pct.			
0 Never	297	65	288	56	0	0	616	59.3	
3 Once or twice	92	20	141	28	1	33	248	23.9	
4 Monthly	36	8	52	10	2	67	99	9.5	
5 Weekly	21	5	23	5	0	0	52	5.0	
6 Daily or almost daily	9	2	8	2	0	0	23	2.2	
Valid responses =	455	44	512	49	3	0	1038	3.5	

Invalid responses include no response.

22K10) During the past 3 months, how often have you had a strong desire or urge to use the following substance(s)?
(only includes students who have used this substance within the last 3 months)

Heroin

	Male		Female		Unknown		Total Freq.	Pct.	
	Freq.	Pct.	Freq.	Pct.	Freq.	Pct.			
0 Never	5	20	9	45	0	0	16	26.7	
3 Once or twice	5	20	3	15	0	0	8	13.3	
4 Monthly	6	24	4	20	1	100	14	23.3	
5 Weekly	7	28	2	10	0	0	13	21.7	
6 Daily or almost daily	2	8	2	10	0	0	9	15.0	
Valid responses =	25	42	20	33	1	2	60	0.2	

Invalid responses include no response.



AMERICAN COLLEGE HEALTH ASSOCIATION

American College Health Association-National College Health Assessment (ACHA-NCHA III)

Reference Group Data Report - Fall 2019

UNDERGRADUATE STUDENTS

American College Health Association

8455 Colesville Road, Suite 740

Silver Spring, MD 20910

(410) 859-1500

www.acha.org

December 11, 2023

FREQUENCY REPORT

Number of Surveys (n) =

30084 Web Surveys

22K11) During the past 3 months, how often have you had a strong desire or urge to use the following substance(s)?

(only includes students who have used this substance within the last 3 months)

Prescription opioids (morphine, codeine, fentanyl, oxycodone [OxyContin, Percocet], hydrocodone [Vicodin], methadone, buprenorphine [Suboxone], etc.)

[Please report nonmedical use only.]

	Male		Female		Unknown		Total	
	Freq.	Pct.	Freq.	Pct.	Freq.	Pct.	Freq.	Pct.
0 Never	75	59	102	52	2	50	187	52.5
3 Once or twice	19	15	48	24	0	0	73	20.5
4 Monthly	12	9	16	8	2	50	33	9.3
5 Weekly	15	12	15	8	0	0	36	10.1
6 Daily or almost daily	7	6	16	8	0	0	27	7.6
Valid responses =	128	36	197	55	4	1	356	1.2

Invalid responses include no response.

22K12) During the past 3 months, how often have you had a strong desire or urge to use the following substance(s)?

(only includes students who have used this substance within the last 3 months)

Other

	Male		Female		Unknown		Total	
	Freq.	Pct.	Freq.	Pct.	Freq.	Pct.	Freq.	Pct.
0 Never	34	44	27	39	0	0	62	39.7
3 Once or twice	16	21	10	15	0	0	26	16.7
4 Monthly	3	4	1	1	0	0	5	3.2
5 Weekly	7	9	7	10	0	0	16	10.3
6 Daily or almost daily	18	23	24	35	0	0	47	30.1
Valid responses =	78	50	69	44	0	0	156	0.5

Invalid responses include no response.

22L1) During the past 3 months, how often has your use of the following substance(s) led to health, social, legal, or financial problems?

(only includes students who have used this substance within the last 3 months)

Tobacco or nicotine delivery products (cigarettes, e-cigarettes, Juul or other vape products, water pipe or hookah, chewing tobacco, cigars, etc.)

	Male		Female		Unknown		Total	
	Freq.	Pct.	Freq.	Pct.	Freq.	Pct.	Freq.	Pct.
0 Never	2380	86	3562	87	20	91	6150	86.1
4 Once or twice	211	8	282	7	0	0	515	7.2
5 Monthly	63	2	92	2	2	9	166	2.3
6 Weekly	76	3	81	2	0	0	162	2.3
7 Daily or almost daily	54	2	89	2	0	0	152	2.1
Valid responses =	2784	39	4106	57	22	0	7145	23.8

Invalid responses include no response.

22L2) During the past 3 months, how often has your use of the following substance(s) led to health, social, legal, or financial problems?

(only includes students who have used this substance within the last 3 months)

Alcoholic beverages (beer, wine, liquor, etc.)

	Male		Female		Unknown		Total	
	Freq.	Pct.	Freq.	Pct.	Freq.	Pct.	Freq.	Pct.
0 Never	5281	87	11000	88	46	81	16820	87.2
4 Once or twice	584	10	1154	9	7	12	1789	9.3
5 Monthly	114	2	215	2	2	4	342	1.8
6 Weekly	106	2	165	1	2	4	285	1.5
7 Daily or almost daily	20	0	34	0	0	0	59	0.3
Valid responses =	6105	32	12568	65	57	0	19295	64.1

Invalid responses include no response.

22L3) During the past 3 months, how often has your use of the following substance(s) led to health, social, legal, or financial problems?

(only includes students who have used this substance within the last 3 months)

Cannabis (marijuana, weed, hash, edibles, vaped cannabis, etc.) [Please report nonmedical use only.]

	Male		Female		Unknown		Total	
	Freq.	Pct.	Freq.	Pct.	Freq.	Pct.	Freq.	Pct.
0 Never	2229	87	4443	89	16	80	6922	87.8
4 Once or twice	189	7	360	7	2	10	585	7.4
5 Monthly	61	2	96	2	1	5	166	2.1
6 Weekly	66	3	61	1	0	0	134	1.7
7 Daily or almost daily	18	1	50	1	1	5	79	1.0
Valid responses =	2563	33	5010	64	20	0	7886	26.2

Invalid responses include no response.



AMERICAN COLLEGE HEALTH ASSOCIATION

American College Health Association-National College Health Assessment (ACHA-NCHA III)
Reference Group Data Report - Fall 2019

UNDERGRADUATE STUDENTS

American College Health Association
8455 Colesville Road, Suite 740
Silver Spring, MD 20910
(410) 859-1500
www.acha.org

December 11, 2023
FREQUENCY REPORT
Number of Surveys (n) =

30084 Web Surveys

22L4) During the past 3 months, how often has your use of the following substance(s) led to health, social, legal, or financial problems?
(only includes students who have used this substance within the last 3 months)

Cocaine (coke, crack, etc.)

	Male		Female		Unknown		Total Freq.	Pct.
	Freq.	Pct.	Freq.	Pct.	Freq.	Pct.		
0 Never	215	82	335	90	1	50	575	85.8
4 Once or twice	25	10	22	6	1	50	49	7.3
5 Monthly	15	6	7	2	0	0	22	3.3
6 Weekly	5	2	6	2	0	0	13	1.9
7 Daily or almost daily	2	1	4	1	0	0	11	1.6
Valid responses =	262	39	374	56	2	0	670	2.2

Invalid responses include no response.

22L5) During the past 3 months, how often has your use of the following substance(s) led to health, social, legal, or financial problems?
(only includes students who have used this substance within the last 3 months)

Prescription stimulants (Ritalin, Concerta, Dexedrine, Adderall, diet pills, etc.) [Please report nonmedical use only.]

	Male		Female		Unknown		Total Freq.	Pct.
	Freq.	Pct.	Freq.	Pct.	Freq.	Pct.		
0 Never	347	88	630	91	4	80	1010	88.6
4 Once or twice	20	5	39	6	0	0	63	5.5
5 Monthly	9	2	12	2	1	20	24	2.1
6 Weekly	15	4	9	1	0	0	28	2.5
7 Daily or almost daily	3	1	5	1	0	0	15	1.3
Valid responses =	394	35	695	61	5	0	1140	3.8

Invalid responses include no response.

22L6) During the past 3 months, how often has your use of the following substance(s) led to health, social, legal, or financial problems?
(only includes students who have used this substance within the last 3 months)

Methamphetamine (speed, crystal meth, ice, etc.)

	Male		Female		Unknown		Total Freq.	Pct.
	Freq.	Pct.	Freq.	Pct.	Freq.	Pct.		
0 Never	13	38	19	58	0	0	38	44.2
4 Once or twice	8	24	7	21	0	0	16	18.6
5 Monthly	4	12	3	9	1	50	12	14.0
6 Weekly	7	21	3	9	1	50	13	15.1
7 Daily or almost daily	2	6	1	3	0	0	7	8.1
Valid responses =	34	40	33	38	2	2	86	0.3

Invalid responses include no response.

22L7) During the past 3 months, how often has your use of the following substance(s) led to health, social, legal, or financial problems?
(only includes students who have used this substance within the last 3 months)

Inhalants (poppers, nitrous, glue, gas, paint thinner, etc.)

	Male		Female		Unknown		Total Freq.	Pct.
	Freq.	Pct.	Freq.	Pct.	Freq.	Pct.		
0 Never	127	84	109	88	0	0	255	82.8
4 Once or twice	12	8	6	5	0	0	19	6.2
5 Monthly	6	4	6	5	0	0	13	4.2
6 Weekly	6	4	2	2	1	100	12	3.9
7 Daily or almost daily	1	1	1	1	0	0	9	2.9
Valid responses =	152	49	124	40	1	0	308	1.0

Invalid responses include no response.

22L8) During the past 3 months, how often has your use of the following substance(s) led to health, social, legal, or financial problems?
(only includes students who have used this substance within the last 3 months)

Sedatives or Sleeping Pills (Valium, Ativan, Xanax, Klonopin, Librium, Rohypnol, GHB, etc.) [Please report nonmedical use only.]

	Male		Female		Unknown		Total Freq.	Pct.
	Freq.	Pct.	Freq.	Pct.	Freq.	Pct.		
0 Never	169	86	414	88	2	67	614	86.5
4 Once or twice	12	6	29	6	0	0	44	6.2
5 Monthly	3	2	14	3	1	33	20	2.8
6 Weekly	9	5	8	2	0	0	19	2.7
7 Daily or almost daily	3	2	5	1	0	0	13	1.8
Valid responses =	196	28	470	66	3	0	710	2.4

Invalid responses include no response.



AMERICAN COLLEGE HEALTH ASSOCIATION

American College Health Association-National College Health Assessment (ACHA-NCHA III)

Reference Group Data Report - Fall 2019

UNDERGRADUATE STUDENTS

American College Health Association

8455 Colesville Road, Suite 740

Silver Spring, MD 20910

(410) 859-1500

www.acha.org

December 11, 2023

FREQUENCY REPORT

Number of Surveys (n) =

30084 Web

Surveys

22L9) During the past 3 months, how often has your use of the following substance(s) led to health, social, legal, or financial problems?

(only includes students who have used this substance within the last 3 months)

Hallucinogens (Ecstasy, MDMA, Molly, LSD, acid, mushrooms, PCP, Special K, etc.)

	Male		Female		Unknown		Total		Pct.
	Freq.	Pct.	Freq.	Pct.	Freq.	Pct.	Freq.	Pct.	
0 Never	409	90	459	90	1	50	925	89.1	
4 Once or twice	23	5	39	8	0	0	65	6.3	
5 Monthly	12	3	9	2	1	50	24	2.3	
6 Weekly	8	2	4	1	0	0	14	1.3	
7 Daily or almost daily	2	0	2	0	0	0	10	1.0	
Valid responses =	454	44	513	49	2	0	1038	3.5	

Invalid responses include no response.

22L10) During the past 3 months, how often has your use of the following substance(s) led to health, social, legal, or financial problems?

(only includes students who have used this substance within the last 3 months)

Heroin

	Male		Female		Unknown		Total		Pct.
	Freq.	Pct.	Freq.	Pct.	Freq.	Pct.	Freq.	Pct.	
0 Never	3	13	10	50	0	0	18	30.0	
4 Once or twice	6	25	2	10	0	0	8	13.3	
5 Monthly	7	29	5	25	1	100	14	23.3	
6 Weekly	7	29	2	10	0	0	13	21.7	
7 Daily or almost daily	1	4	1	5	0	0	7	11.7	
Valid responses =	24	40	20	33	1	2	60	0.2	

Invalid responses include no response.

22L11) During the past 3 months, how often has your use of the following substance(s) led to health, social, legal, or financial problems?

(only includes students who have used this substance within the last 3 months)

Prescription opioids (morphine, codeine, fentanyl, oxycodone [OxyContin, Percocet], hydrocodone [Vicodin], methadone, buprenorphine [Suboxone], etc.)

[Please report nonmedical use only.]

	Male		Female		Unknown		Total		Pct.
	Freq.	Pct.	Freq.	Pct.	Freq.	Pct.	Freq.	Pct.	
0 Never	103	81	174	88	2	67	290	81.7	
4 Once or twice	11	9	10	5	0	0	25	7.0	
5 Monthly	8	6	8	4	1	33	18	5.1	
6 Weekly	5	4	3	2	0	0	12	3.4	
7 Daily or almost daily	1	1	3	2	0	0	10	2.8	
Valid responses =	128	36	198	56	3	1	355	1.2	

Invalid responses include no response.

22L12) During the past 3 months, how often has your use of the following substance(s) led to health, social, legal, or financial problems?

(only includes students who have used this substance within the last 3 months)

Other

	Male		Female		Unknown		Total		Pct.
	Freq.	Pct.	Freq.	Pct.	Freq.	Pct.	Freq.	Pct.	
0 Never	67	85	53	75	0	0	126	78.8	
4 Once or twice	7	9	7	10	0	0	14	8.8	
5 Monthly	1	1	2	3	0	0	5	3.1	
6 Weekly	0	0	0	0	0	0	0	0.0	
7 Daily or almost daily	4	5	9	13	0	0	15	9.4	
Valid responses =	79	49	71	44	0	0	160	0.5	

Invalid responses include no response.

22M2) During the past 3 months, how often have you failed to do what was normally expected of you because of your use of the following substance(s)?

(only includes students who have used this substance within the last 3 months)

Alcoholic beverages (beer, wine, liquor, etc.)

	Male		Female		Unknown		Total		Pct.
	Freq.	Pct.	Freq.	Pct.	Freq.	Pct.	Freq.	Pct.	
0 Never	5342	87	11045	88	51	88	16944	87.8	
5 Once or twice	604	10	1249	10	4	7	1897	9.8	
6 Monthly	77	1	167	1	2	3	254	1.3	
7 Weekly	72	1	97	1	1	2	179	0.9	
8 Daily or almost daily	14	0	16	0	0	0	33	0.2	
Valid responses =	6109	32	12574	65	58	0	19307	64.2	

Invalid responses include no response.



AMERICAN COLLEGE HEALTH ASSOCIATION

American College Health Association-National College Health Assessment (ACHA-NCHA III)
Reference Group Data Report - Fall 2019

UNDERGRADUATE STUDENTS

American College Health Association
8455 Colesville Road, Suite 740
Silver Spring, MD 20910
(410) 859-1500
www.acha.org

December 11, 2023
FREQUENCY REPORT
Number of Surveys (n) =

30084 Web Surveys

22M3) During the past 3 months, how often have you failed to do what was normally expected of you because of your use of the following substance(s)?
(only includes students who have used this substance within the last 3 months)

Cannabis (marijuana, weed, hash, edibles, vaped cannabis, etc.) [Please report nonmedical use only.]

	Male		Female		Unknown		Total		Pct.
	Freq.	Pct.	Freq.	Pct.	Freq.	Pct.	Freq.	Pct.	
0 Never	2176	85	4417	88	15	71	6847	86.8	
5 Once or twice	261	10	440	9	4	19	736	9.3	
6 Monthly	50	2	71	1	1	5	129	1.6	
7 Weekly	59	2	53	1	1	5	123	1.6	
8 Daily or almost daily	20	1	26	1	0	0	52	0.7	
Valid responses =	2566	33	5007	63	21	0	7887	26.2	

Invalid responses include no response.

22M4) During the past 3 months, how often have you failed to do what was normally expected of you because of your use of the following substance(s)?
(only includes students who have used this substance within the last 3 months)

Cocaine (coke, crack, etc.)

	Male		Female		Unknown		Total		Pct.
	Freq.	Pct.	Freq.	Pct.	Freq.	Pct.	Freq.	Pct.	
0 Never	232	88	350	93	2	67	608	90.3	
5 Once or twice	14	5	12	3	0	0	27	4.0	
6 Monthly	11	4	8	2	0	0	20	3.0	
7 Weekly	4	2	3	1	1	33	10	1.5	
8 Daily or almost daily	2	1	2	1	0	0	8	1.2	
Valid responses =	263	39	375	56	3	0	673	2.2	

Invalid responses include no response.

22M5) During the past 3 months, how often have you failed to do what was normally expected of you because of your use of the following substance(s)?
(only includes students who have used this substance within the last 3 months)

Prescription stimulants (Ritalin, Concerta, Dexedrine, Adderall, diet pills, etc.) [Please report nonmedical use only.]

	Male		Female		Unknown		Total		Pct.
	Freq.	Pct.	Freq.	Pct.	Freq.	Pct.	Freq.	Pct.	
0 Never	363	92	657	95	4	80	1057	92.6	
5 Once or twice	10	3	22	3	0	0	33	2.9	
6 Monthly	10	3	6	1	0	0	19	1.7	
7 Weekly	11	3	6	1	1	20	22	1.9	
8 Daily or almost daily	2	1	4	1	0	0	11	1.0	
Valid responses =	396	35	695	61	5	0	1142	3.8	

Invalid responses include no response.

22M6) During the past 3 months, how often have you failed to do what was normally expected of you because of your use of the following substance(s)?
(only includes students who have used this substance within the last 3 months)

Methamphetamine (speed, crystal meth, ice, etc.)

	Male		Female		Unknown		Total		Pct.
	Freq.	Pct.	Freq.	Pct.	Freq.	Pct.	Freq.	Pct.	
0 Never	16	49	18	53	0	0	39	45.9	
5 Once or twice	5	15	6	18	0	0	13	15.3	
6 Monthly	7	21	7	21	1	100	15	17.6	
7 Weekly	3	9	1	3	0	0	10	11.8	
8 Daily or almost daily	2	6	2	6	0	0	8	9.4	
Valid responses =	33	39	34	40	1	1	85	0.3	

Invalid responses include no response.

22M7) During the past 3 months, how often have you failed to do what was normally expected of you because of your use of the following substance(s)?
(only includes students who were prescribed this substance)

Inhalants (poppers, nitrous, glue, gas, paint thinner, etc.)

	Male		Female		Unknown		Total		Pct.
	Freq.	Pct.	Freq.	Pct.	Freq.	Pct.	Freq.	Pct.	
0 Never	135	89	110	89	0	0	264	85.4	
5 Once or twice	4	3	5	4	0	0	10	3.2	
6 Monthly	8	5	4	3	0	0	16	5.2	
7 Weekly	3	2	4	3	1	100	11	3.6	
8 Daily or almost daily	2	1	1	1	0	0	8	2.6	
Valid responses =	152	49	124	40	1	0	309	1.0	

Invalid responses include no response.



AMERICAN COLLEGE HEALTH ASSOCIATION

American College Health Association-National College Health Assessment (ACHA-NCHA III)
Reference Group Data Report - Fall 2019

UNDERGRADUATE STUDENTS

American College Health Association
8455 Colesville Road, Suite 740
Silver Spring, MD 20910
(410) 859-1500
www.acha.org

December 11, 2023
FREQUENCY REPORT

Number of Surveys (n) = 30084 Web Surveys

22M8) During the past 3 months, how often have you failed to do what was normally expected of you because of your use of the following substance(s)?
(only includes students who were prescribed this substance)

Sedatives or Sleeping Pills (Valium, Ativan, Xanax, Klonopin, Librium, Rohypnol, GHB, etc.) [Please report nonmedical use only.]

	Male		Female		Unknown		Total		Pct.
	Freq.	Pct.	Freq.	Pct.	Freq.	Pct.	Freq.	Pct.	
0 Never	174	88	413	88	2	67	616	86.4	
5 Once or twice	13	7	33	7	0	0	52	7.3	
6 Monthly	5	3	16	3	0	0	22	3.1	
7 Weekly	5	3	5	1	1	33	15	2.1	
8 Daily or almost daily	1	1	3	1	0	0	8	1.1	
Valid responses =	198	28	470	66	3	0	713	2.4	

Invalid responses include no response.

22M9) During the past 3 months, how often have you failed to do what was normally expected of you because of your use of the following substance(s)?
(only includes students who were prescribed this substance)

Hallucinogens (Ecstasy, MDMA, Molly, LSD, acid, mushrooms, PCP, Special K, etc.)

	Male		Female		Unknown		Total		Pct.
	Freq.	Pct.	Freq.	Pct.	Freq.	Pct.	Freq.	Pct.	
0 Never	408	90	476	93	1	50	938	90.4	
5 Once or twice	26	6	25	5	0	0	58	5.6	
6 Monthly	8	2	7	1	1	50	17	1.6	
7 Weekly	8	2	4	1	0	0	15	1.4	
8 Daily or almost daily	4	1	1	0	0	0	10	1.0	
Valid responses =	454	44	513	49	2	0	1038	3.5	

Invalid responses include no response.

22M10) During the past 3 months, how often have you failed to do what was normally expected of you because of your use of the following substance(s)?
(only includes students who were prescribed this substance)

Heroin

	Male		Female		Unknown		Total		Pct.
	Freq.	Pct.	Freq.	Pct.	Freq.	Pct.	Freq.	Pct.	
0 Never	6	25	11	55	0	0	22	36.7	
5 Once or twice	0	0	1	5	0	0	1	1.7	
6 Monthly	8	33	5	25	1	100	17	28.3	
7 Weekly	8	33	0	0	0	0	11	18.3	
8 Daily or almost daily	2	8	3	15	0	0	9	15.0	
Valid responses =	24	40	20	33	1	2	60	0.2	

Invalid responses include no response.

22M11) During the past 3 months, how often have you failed to do what was normally expected of you because of your use of the following substance(s)?
(only includes students who were prescribed this substance)

Prescription opioids (morphine, codeine, fentanyl, oxycodone [OxyContin, Percocet], hydrocodone [Vicodin], methadone, buprenorphine [Suboxone], etc.) [Please report nonmedical use only.]

	Male		Female		Unknown		Total		Pct.
	Freq.	Pct.	Freq.	Pct.	Freq.	Pct.	Freq.	Pct.	
0 Never	109	85	174	88	2	67	298	83.7	
5 Once or twice	5	4	9	5	0	0	17	4.8	
6 Monthly	7	5	8	4	0	0	18	5.1	
7 Weekly	6	5	5	3	1	33	14	3.9	
8 Daily or almost daily	2	2	1	1	0	0	9	2.5	
Valid responses =	129	36	197	55	3	1	356	1.2	

Invalid responses include no response.

22M12) During the past 3 months, how often have you failed to do what was normally expected of you because of your use of the following substance(s)?
of you because of your use of the following substance(s)? (only includes students who were prescribed this substance)

Other

	Male		Female		Unknown		Total		Pct.
	Freq.	Pct.	Freq.	Pct.	Freq.	Pct.	Freq.	Pct.	
0 Never	70	89	57	80	0	0	131	81.9	
5 Once or twice	5	6	8	11	0	0	14	8.8	
6 Monthly	1	1	1	1	0	0	4	2.5	
7 Weekly	1	1	1	1	0	0	3	1.9	
8 Daily or almost daily	2	3	4	6	0	0	8	5.0	
Valid responses =	79	49	71	44	0	0	160	0.5	

Invalid responses include no response.

22N1) Has a friend or relative or anyone else ever expressed concern about your use of the following substance(s)?
(only includes students who have ever used this substance)

Tobacco or nicotine delivery products (cigarettes, e-cigarettes, Juul or other vape products, water pipe or hookah, chewing tobacco, cigars, etc.)

	Male		Female		Unknown		Total		Pct.
	Freq.	Pct.	Freq.	Pct.	Freq.	Pct.	Freq.	Pct.	
0 No, Never	2681	72	4738	80	22	79	7676	76.7	
3 Yes, not in the past 3 months	327	9	389	7	2	7	760	7.6	
6 Yes, in the past 3 months	707	19	802	14	4	14	1569	15.7	
Valid responses =	3715	37	5929	59	28	0	10005	33.3	

Invalid responses include no response.



AMERICAN COLLEGE HEALTH ASSOCIATION

American College Health Association-National College Health Assessment (ACHA-NCHA III)
Reference Group Data Report - Fall 2019

UNDERGRADUATE STUDENTS

American College Health Association
8455 Colesville Road, Suite 740
Silver Spring, MD 20910
(410) 859-1500
www.acha.org

December 11, 2023
FREQUENCY REPORT
Number of Surveys (n) =

30084 Web Surveys

22N2) Has a friend or relative or anyone else ever expressed concern about your use of the following substance(s)?

(only includes students who have ever used this substance)

Alcoholic beverages (beer, wine, liquor, etc.)

	Male		Female		Unknown		Total	
	Freq.	Pct.	Freq.	Pct.	Freq.	Pct.	Freq.	Pct.
0 No, Never	5689	86	12072	90	55	89	18337	88.7
3 Yes, not in the past 3 months	409	6	643	5	1	2	1110	5.4
6 Yes, in the past 3 months	500	8	682	5	6	10	1227	5.9
Valid responses =	6598	32	13397	65	62	0	20674	68.7

Invalid responses include no response.

22N3) Has a friend or relative or anyone else ever expressed concern about your use of the following substance(s)?

(only includes students who have ever used this substance)

Cannabis (marijuana, weed, hash, edibles, vaped cannabis, etc.) [Please report nonmedical use only.]

	Male		Female		Unknown		Total	
	Freq.	Pct.	Freq.	Pct.	Freq.	Pct.	Freq.	Pct.
0 No, Never	3008	83	6408	89	25	86	9788	86.6
3 Yes, not in the past 3 months	329	9	453	6	2	7	824	7.3
6 Yes, in the past 3 months	290	8	361	5	2	7	690	6.1
Valid responses =	3627	32	7222	64	29	0	11302	37.6

Invalid responses include no response.

22N4) Has a friend or relative or anyone else ever expressed concern about your use of the following substance(s)?

(only includes students who have ever used this substance)

Cocaine (coke, crack, etc.)

	Male		Female		Unknown		Total	
	Freq.	Pct.	Freq.	Pct.	Freq.	Pct.	Freq.	Pct.
0 No, Never	496	83	742	85	5	83	1299	83.8
3 Yes, not in the past 3 months	65	11	92	11	0	0	168	10.8
6 Yes, in the past 3 months	40	7	37	4	1	17	83	5.4
Valid responses =	601	39	871	56	6	0	1550	5.2

Invalid responses include no response.

22N5) Has a friend or relative or anyone else ever expressed concern about your use of the following substance(s)?

(only includes students who have ever used this substance)

Prescription stimulants (Ritalin, Concerta, Dexedrine, Adderall, diet pills, etc.) [Please report nonmedical use only.]

	Male		Female		Unknown		Total	
	Freq.	Pct.	Freq.	Pct.	Freq.	Pct.	Freq.	Pct.
0 No, Never	801	88	1338	89	8	80	2222	88.4
3 Yes, not in the past 3 months	63	7	99	7	1	10	176	7.0
6 Yes, in the past 3 months	42	5	62	4	1	10	115	4.6
Valid responses =	906	36	1499	60	10	0	2513	8.4

Invalid responses include no response.

22N6) Has a friend or relative or anyone else ever expressed concern about your use of the following substance(s)?

(only includes students who have ever used this substance)

Methamphetamine (speed, crystal meth, ice, etc.)

	Male		Female		Unknown		Total	
	Freq.	Pct.	Freq.	Pct.	Freq.	Pct.	Freq.	Pct.
0 No, Never	81	63	117	66	2	67	215	63.6
3 Yes, not in the past 3 months	35	27	47	26	0	0	89	26.3
6 Yes, in the past 3 months	12	9	14	8	1	33	34	10.1
Valid responses =	128	38	178	53	3	1	338	1.1

Invalid responses include no response.

22N7) Has a friend or relative or anyone else ever expressed concern about your use of the following substance(s)?

(only includes students who have ever used this substance)

Inhalants (poppers, nitrous, glue, gas, paint thinner, etc.)

	Male		Female		Unknown		Total	
	Freq.	Pct.	Freq.	Pct.	Freq.	Pct.	Freq.	Pct.
0 No, Never	305	87	284	88	1	33	635	86.2
3 Yes, not in the past 3 months	30	9	24	8	2	67	64	8.7
6 Yes, in the past 3 months	15	4	14	4	0	0	38	5.2
Valid responses =	350	47	322	44	3	0	737	2.4

Invalid responses include no response.

22N8) Has a friend or relative or anyone else ever expressed concern about your use of the following substance(s)?

(only includes students who have ever used this substance)

Sedatives or Sleeping Pills (Valium, Ativan, Xanax, Klonopin, Librium, Rohypnol, GHB, etc.) [Please report nonmedical use only.]

	Male		Female		Unknown		Total	
	Freq.	Pct.	Freq.	Pct.	Freq.	Pct.	Freq.	Pct.
0 No, Never	465	85	827	85	3	60	1359	84.4
3 Yes, not in the past 3 months	56	10	101	10	0	0	171	10.6
6 Yes, in the past 3 months	24	4	44	5	2	40	81	5.0
Valid responses =	545	34	972	60	5	0	1611	5.4

Invalid responses include no response.



AMERICAN COLLEGE HEALTH ASSOCIATION

American College Health Association-National College Health Assessment (ACHA-NCHA III)

Reference Group Data Report - Fall 2019

UNDERGRADUATE STUDENTS

American College Health Association

8455 Colesville Road, Suite 740

Silver Spring, MD 20910

(410) 859-1500

www.acha.org

December 11, 2023

FREQUENCY REPORT

Number of Surveys (n) =

30084 Web Surveys

22N9) Has a friend or relative or anyone else ever expressed concern about your use of the following substance(s)?

(only includes students who have ever used this substance)

Hallucinogens (Ecstasy, MDMA, Molly, LSD, acid, mushrooms, PCP, Special K, etc.)

	Male		Female		Unknown		Total		Pct.
	Freq.	Pct.	Freq.	Pct.	Freq.	Pct.	Freq.	Pct.	
0 No, Never	865	87	1045	90	8	89	2017	87.7	
3 Yes, not in the past 3 months	89	9	84	7	0	0	192	8.3	
6 Yes, in the past 3 months	42	4	38	3	1	11	92	4.0	
Valid responses =	996	43	1167	51	9	0	2301	7.6	

Invalid responses include no response.

22N10) Has a friend or relative or anyone else ever expressed concern about your use of the following substance(s)?

(only includes students who have ever used this substance)

Heroin

	Male		Female		Unknown		Total		Pct.
	Freq.	Pct.	Freq.	Pct.	Freq.	Pct.	Freq.	Pct.	
0 No, Never	34	52	50	69	1	50	96	59.6	
3 Yes, not in the past 3 months	23	35	19	26	1	50	48	29.8	
6 Yes, in the past 3 months	8	12	4	6	0	0	17	10.6	
Valid responses =	65	40	73	45	2	1	161	0.5	

Invalid responses include no response.

22N11) Has a friend or relative or anyone else ever expressed concern about your use of the following substance(s)?

(only includes students who have ever used this substance)

Prescription opioids (morphine, codeine, fentanyl, oxycodone [OxyContin, Percocet], hydrocodone [Vicodin], methadone, buprenorphine [Suboxone], etc.)

[Please report nonmedical use only.]

	Male		Female		Unknown		Total		Pct.
	Freq.	Pct.	Freq.	Pct.	Freq.	Pct.	Freq.	Pct.	
0 No, Never	370	82	522	81	3	75	936	80.1	
3 Yes, not in the past 3 months	65	14	100	16	0	0	182	15.6	
6 Yes, in the past 3 months	18	4	23	4	1	25	51	4.4	
Valid responses =	453	39	645	55	4	0	1169	3.9	

Invalid responses include no response.

22N12) Has a friend or relative or anyone else ever expressed concern about your use of the following substance(s)?

(only includes students who have ever used this substance)

Other

	Male		Female		Unknown		Total		Pct.
	Freq.	Pct.	Freq.	Pct.	Freq.	Pct.	Freq.	Pct.	
0 No, Never	91	79	79	82	1	100	180	80.0	
3 Yes, not in the past 3 months	18	16	8	8	0	0	29	12.9	
6 Yes, in the past 3 months	6	5	9	9	0	0	16	7.1	
Valid responses =	115	51	96	43	1	0	225	0.7	

Invalid responses include no response.

22O1) Have you ever tried and failed to control, cut down or stop using the following substance(s)? (only includes students who have ever used this substance)

Tobacco or nicotine delivery products (cigarettes, e-cigarettes, Juul or other vape products, water pipe or hookah, chewing tobacco, cigars, etc.)

	Male		Female		Unknown		Total		Pct.
	Freq.	Pct.	Freq.	Pct.	Freq.	Pct.	Freq.	Pct.	
0 No, Never	2773	75	4643	78	20	71	7677	76.7	
3 Yes, not in the past 3 months	284	8	377	6	1	4	693	6.9	
6 Yes, in the past 3 months	664	18	912	15	7	25	1643	16.4	
Valid responses =	3721	37	5932	59	28	0	10013	33.3	

Invalid responses include no response.

22O2) Have you ever tried and failed to control, cut down or stop using the following substance(s)? (only includes students who have ever used this substance)

Alcoholic beverages (beer, wine, liquor, etc.)

	Male		Female		Unknown		Total		Pct.
	Freq.	Pct.	Freq.	Pct.	Freq.	Pct.	Freq.	Pct.	
0 No, Never	6117	93	12500	93	57	91	19228	92.9	
3 Yes, not in the past 3 months	181	3	337	3	1	2	552	2.7	
6 Yes, in the past 3 months	313	5	577	4	5	8	928	4.5	
Valid responses =	6611	32	13414	65	63	0	20708	68.8	

Invalid responses include no response.

22O3) Have you ever tried and failed to control, cut down or stop using the following substance(s)? (only includes students who have ever used this substance)

Cannabis (marijuana, weed, hash, edibles, vaped cannabis, etc.) [Please report nonmedical use only.]

	Male		Female		Unknown		Total		Pct.
	Freq.	Pct.	Freq.	Pct.	Freq.	Pct.	Freq.	Pct.	
0 No, Never	3115	86	6449	89	26	87	9950	88.1	
3 Yes, not in the past 3 months	226	6	273	4	0	0	525	4.6	
6 Yes, in the past 3 months	288	8	495	7	4	13	825	7.3	
Valid responses =	3629	32	7217	64	30	0	11300	37.6	

Invalid responses include no response.



AMERICAN COLLEGE HEALTH ASSOCIATION

American College Health Association-National College Health Assessment (ACHA-NCHA III)
Reference Group Data Report - Fall 2019

UNDERGRADUATE STUDENTS

American College Health Association
8455 Colesville Road, Suite 740
Silver Spring, MD 20910
(410) 859-1500
www.acha.org

December 11, 2023
FREQUENCY REPORT
Number of Surveys (n) =

30084 Web Surveys

2204) Have you ever tried and failed to control, cut down or stop using the following substance(s)? (only includes students who have ever used this substance)
Cocaine (coke, crack, etc.)

	Male		Female		Unknown		Total	
	Freq.	Pct.	Freq.	Pct.	Freq.	Pct.	Freq.	Pct.
0 No, Never	522	86	771	89	5	83	1357	87.4
3 Yes, not in the past 3 months	57	9	61	7	0	0	128	8.2
6 Yes, in the past 3 months	28	5	35	4	1	17	68	4.4
Valid responses =	607	39	867	56	6	0	1553	5.2

Invalid responses include no response.

2205) Have you ever tried and failed to control, cut down or stop using the following substance(s)? (only includes students who have ever used this substance)
Prescription stimulants (Ritalin, Concerta, Dexedrine, Adderall, diet pills, etc.) [Please report nonmedical use only.]

	Male		Female		Unknown		Total	
	Freq.	Pct.	Freq.	Pct.	Freq.	Pct.	Freq.	Pct.
0 No, Never	819	90	1358	91	8	80	2265	89.9
3 Yes, not in the past 3 months	61	7	77	5	0	0	152	6.0
6 Yes, in the past 3 months	34	4	62	4	2	20	102	4.0
Valid responses =	914	36	1497	59	10	0	2519	8.4

Invalid responses include no response.

2206) Have you ever tried and failed to control, cut down or stop using the following substance(s)? (only includes students who have ever used this substance)
Methamphetamine (speed, crystal meth, ice, etc.)

	Male		Female		Unknown		Total	
	Freq.	Pct.	Freq.	Pct.	Freq.	Pct.	Freq.	Pct.
0 No, Never	87	67	125	70	2	67	231	67.9
3 Yes, not in the past 3 months	32	25	41	23	0	0	79	23.2
6 Yes, in the past 3 months	11	9	12	7	1	33	30	8.8
Valid responses =	130	38	178	52	3	1	340	1.1

Invalid responses include no response.

2207) Have you ever tried and failed to control, cut down or stop using the following substance(s)? (only includes students who have ever used this substance)
Inhalants (poppers, nitrous, glue, gas, paint thinner, etc.)

	Male		Female		Unknown		Total	
	Freq.	Pct.	Freq.	Pct.	Freq.	Pct.	Freq.	Pct.
0 No, Never	314	90	287	89	2	67	651	88.2
3 Yes, not in the past 3 months	22	6	21	7	1	33	52	7.0
6 Yes, in the past 3 months	15	4	14	4	0	0	35	4.7
Valid responses =	351	48	322	44	3	0	738	2.5

Invalid responses include no response.

2208) Have you ever tried and failed to control, cut down or stop using the following substance(s)? (only includes students who have ever used this substance)
Sedatives or Sleeping Pills (Valium, Ativan, Xanax, Klonopin, Librium, Rohypnol, GHB, etc.) [Please report nonmedical use only.]

	Male		Female		Unknown		Total	
	Freq.	Pct.	Freq.	Pct.	Freq.	Pct.	Freq.	Pct.
0 No, Never	483	88	849	87	4	67	1404	86.6
3 Yes, not in the past 3 months	46	8	76	8	1	17	138	8.5
6 Yes, in the past 3 months	21	4	51	5	1	17	79	4.9
Valid responses =	550	34	976	60	6	0	1621	5.4

Invalid responses include no response.

2209) Have you ever tried and failed to control, cut down or stop using the following substance(s)? (only includes students who have ever used this substance)
Hallucinogens (Ecstasy, MDMA, Molly, LSD, acid, mushrooms, PCP, Special K, etc.)

	Male		Female		Unknown		Total	
	Freq.	Pct.	Freq.	Pct.	Freq.	Pct.	Freq.	Pct.
0 No, Never	932	94	1092	94	7	78	2145	93.3
3 Yes, not in the past 3 months	44	4	49	4	0	0	100	4.3
6 Yes, in the past 3 months	21	2	24	2	2	22	55	2.4
Valid responses =	997	43	1165	51	9	0	2300	7.6

Invalid responses include no response.

22010) Have you ever tried and failed to control, cut down or stop using the following substance(s)? (only includes students who have ever used this substance)
Heroin

	Male		Female		Unknown		Total	
	Freq.	Pct.	Freq.	Pct.	Freq.	Pct.	Freq.	Pct.
0 No, Never	33	52	46	64	1	50	95	59.7
3 Yes, not in the past 3 months	24	38	20	28	0	0	46	28.9
6 Yes, in the past 3 months	7	11	6	8	1	50	18	11.3
Valid responses =	64	40	72	45	2	1	159	0.5

Invalid responses include no response.



AMERICAN COLLEGE HEALTH ASSOCIATION

American College Health Association-National College Health Assessment (ACHA-NCHA III)

Reference Group Data Report - Fall 2019

UNDERGRADUATE STUDENTS

American College Health Association
8455 Colesville Road, Suite 740
Silver Spring, MD 20910
(410) 859-1500
www.acha.org

December 11, 2023
FREQUENCY REPORT
Number of Surveys (n) =

30084 Web Surveys

22011) Have you ever tried and failed to control, cut down or stop using the following substance(s)? (only includes students who have ever used this substance)
Prescription opioids (morphine, codeine, fentanyl, oxycodone [OxyContin, Percocet], hydrocodone [Vicodin], methadone, buprenorphine [Suboxone], etc.)
[Please report nonmedical use only.]

	Male		Female		Unknown		Total		Pct.
	Freq.	Pct.	Freq.	Pct.	Freq.	Pct.	Freq.	Pct.	
0 No, Never	389	86	545	85	2	50	984	84.4	
3 Yes, not in the past 3 months	45	10	76	12	0	0	135	11.6	
6 Yes, in the past 3 months	17	4	23	4	2	50	47	4.0	
Valid responses =	451	39	644	55	4	0	1166	3.9	

Invalid responses include no response.

22012) Have you ever tried and failed to control, cut down or stop using the following substance(s)? (only includes students who have ever used this substance)
Other

	Male		Female		Unknown		Total		Pct.
	Freq.	Pct.	Freq.	Pct.	Freq.	Pct.	Freq.	Pct.	
0 No, Never	90	79	86	92	1	100	183	82.4	
3 Yes, not in the past 3 months	15	13	4	4	0	0	22	9.9	
6 Yes, in the past 3 months	9	8	4	4	0	0	17	7.7	
Valid responses =	114	51	94	42	1	0	222	0.7	

Invalid responses include no response.

22P) Have you ever used any drug by injection? [RECREATIONAL or NON-MEDICAL USE ONLY] (only includes students who have ever used any substance)

	Male		Female		Unknown		Total		Pct.
	Freq.	Pct.	Freq.	Pct.	Freq.	Pct.	Freq.	Pct.	
0 No, Never	6909	99	13814	100	65	97	21423	99.3	
1 Yes, not in the past 3 months	35	1	56	0	0	0	100	0.5	
2 Yes, in the past 3 months	24	0	7	0	2	3	41	0.2	
Valid responses =	6968	32	13877	64	67	0	21564	71.7	

Invalid responses include no response.

22Q) In the past 3 months, how often have you injected drugs? [RECREATIONAL or NON-MEDICAL USE ONLY] (only includes students who have used drugs by injection within the last 3 months)

	Male		Female		Unknown		Total		Pct.
	Freq.	Pct.	Freq.	Pct.	Freq.	Pct.	Freq.	Pct.	
0 Once per week or less	16	70	5	71	0	0	23	57.5	
1 More than once per week	7	30	2	29	2	100	17	42.5	
Valid responses =	23	58	7	18	2	5	40	0.1	

Invalid responses include no response.

23A) Within the last 3 months, which tobacco products have you used? (only includes students who have used tobacco or nicotine in the last 3 months)
Cigarettes

	Male		Female		Unknown		Total		Pct.
	Freq.	Pct.	Freq.	Pct.	Freq.	Pct.	Freq.	Pct.	
1 No	1524	58	2612	67	8	44	4242	62.6	
2 Yes	1091	42	1310	33	10	56	2532	37.4	
Valid responses =	2615	39	3922	58	18	0	6774	22.5	

Invalid responses include no response.

23B) Within the last 3 months, which tobacco products have you used? (only includes students who have used tobacco or nicotine in the last 3 months)
E-cigarettes or other vape products (for example: Juul, etc.)

	Male		Female		Unknown		Total		Pct.
	Freq.	Pct.	Freq.	Pct.	Freq.	Pct.	Freq.	Pct.	
1 No	657	24	791	20	6	30	1510	21.6	
2 Yes	2038	76	3253	80	14	70	5474	78.4	
Valid responses =	2695	39	4044	58	20	0	6984	23.2	

Invalid responses include no response.

23C) Within the last 3 months, which tobacco products have you used? (only includes students who have used tobacco or nicotine in the last 3 months)
Water pipe or hookah

	Male		Female		Unknown		Total		Pct.
	Freq.	Pct.	Freq.	Pct.	Freq.	Pct.	Freq.	Pct.	
1 No	2164	86	3274	85	16	80	5626	85.2	
2 Yes	364	14	568	15	4	20	978	14.8	
Valid responses =	2528	38	3842	58	20	0	6604	22.0	

Invalid responses include no response.

23D) Within the last 3 months, which tobacco products have you used? (only includes students who have used tobacco or nicotine in the last 3 months)
Chewing or smokeless tobacco

	Male		Female		Unknown		Total		Pct.
	Freq.	Pct.	Freq.	Pct.	Freq.	Pct.	Freq.	Pct.	
1 No	2065	81	3727	98	13	77	6002	91.1	
2 Yes	482	19	85	2	4	24	588	8.9	
Valid responses =	2547	39	3812	58	17	0	6590	21.9	

Invalid responses include no response.



AMERICAN COLLEGE HEALTH ASSOCIATION

American College Health Association-National College Health Assessment (ACHA-NCHA III)
Reference Group Data Report - Fall 2019

American College Health Association
8455 Colesville Road, Suite 740
Silver Spring, MD 20910
(410) 859-1500
www.acha.org

December 11, 2023
FREQUENCY REPORT
Number of Surveys (n) =

30084 Web Surveys

23E) Within the last 3 months, which tobacco products have you used? (only includes students who have used tobacco or nicotine in the last 3 months)

Cigars or little cigars

	Male		Female		Unknown		Total		Pct.
	Freq.	Pct.	Freq.	Pct.	Freq.	Pct.	Freq.	Pct.	
1 No	1737	67	3484	90	14	70	5403	80.8	
2 Yes	857	33	370	10	6	30	1281	19.2	
Valid responses =	2594	39	3854	58	20	0	6684	22.2	

Invalid responses include no response.

23F) Within the last 3 months, which tobacco products have you used? (only includes students who have used tobacco or nicotine in the last 3 months)

Other

	Male		Female		Unknown		Total		Pct.
	Freq.	Pct.	Freq.	Pct.	Freq.	Pct.	Freq.	Pct.	
1 No	1816	96	2928	99	11	79	4901	97.7	
2 Yes	75	4	29	1	3	21	115	2.3	
Valid responses =	1891	38	2957	59	14	0	5016	16.7	

Invalid responses include no response.

24) When, if ever, was the last time you used cannabis/marijuana? Please include medical and non-medical use.

	Male		Female		Unknown		Total		Pct.
	Freq.	Pct.	Freq.	Pct.	Freq.	Pct.	Freq.	Pct.	
1 Never	5961	59	10687	57	58	62	17144	57.1	
2 Within the last 2 weeks	1565	16	2739	15	11	12	4505	15.0	
3 More than 2 weeks but within 30 days	394	4	798	4	2	2	1237	4.1	
4 More than 30 days but within 3 months	527	5	1238	7	8	9	1839	6.1	
5 More than 3 months but within 12 months	744	7	1580	8	3	3	2411	8.0	
6 More than 12 months ago	887	9	1888	10	11	12	2879	9.6	
Valid responses =	10078	34	18930	63	93	0	30015	99.8	

Invalid responses include no response.

25A) When, if ever, was the last time you drank alcohol?

	Male		Female		Unknown		Total		Pct.
	Freq.	Pct.	Freq.	Pct.	Freq.	Pct.	Freq.	Pct.	
1 Never	2741	27	4121	22	26	27	7108	23.7	
2 Within the last 2 weeks	4865	48	9594	51	41	42	14916	49.7	
3 More than 2 weeks but within 30 days	764	8	1795	10	8	8	2646	8.8	
4 More than 30 days but within 3 months	693	7	1565	8	9	9	2360	7.9	
5 More than 3 months but within 12 months	586	6	1206	6	10	10	1860	6.2	
6 More than 12 months ago	432	4	654	4	3	3	1137	3.8	
Valid responses =	10081	34	18935	63	97	0	30027	99.8	

Invalid responses include no response.

25B1) The last time you drank alcohol: (only includes students who drank alcohol within the last 3 months)

Did you get drunk?

	Male		Female		Unknown		Total		Pct.
	Freq.	Pct.	Freq.	Pct.	Freq.	Pct.	Freq.	Pct.	
1 No	3542	56	7476	58	39	67	11399	57.3	
2 Yes	2776	44	5465	42	19	33	8506	42.7	
Valid responses =	6318	32	12941	65	58	0	19905	66.2	

Invalid responses include no response.

25B2) The last time you drank alcohol: (only includes students who drank alcohol within the last 3 months)

Did you intend to get drunk?

	Male		Female		Unknown		Total		Pct.
	Freq.	Pct.	Freq.	Pct.	Freq.	Pct.	Freq.	Pct.	
1 No	3475	55	7365	57	35	60	11193	56.3	
2 Yes	2836	45	5566	43	23	40	8695	43.7	
Valid responses =	6311	32	12931	65	58	0	19888	66.1	

Invalid responses include no response.



AMERICAN COLLEGE HEALTH ASSOCIATION

American College Health Association-National College Health Assessment (ACHA-NCHA III)
Reference Group Data Report - Fall 2019

UNDERGRADUATE STUDENTS

American College Health Association
8455 Colesville Road, Suite 740
Silver Spring, MD 20910
(410) 859-1500
www.acha.org

December 11, 2023
FREQUENCY REPORT

Number of Surveys (n) = 30084 Web Surveys

**26) One drink of alcohol is defined as a 12 oz. can or bottle of beer or wine cooler, a 4 oz. glass of wine, or a shot of liquor straight or in a mixed drink.
(only includes students who drank alcohol within the last 3 months)**

The last time you drank alcohol in a social setting, how many drinks of alcohol did you have?

	Male		Female		Unknown		Total		Pct.
	Freq.	Pct.	Freq.	Pct.	Freq.	Pct.	Freq.	Pct.	
0 0 Drinks	122	2	232	2	3	6	374	1.9	
1 1 to 2 Drinks	2110	34	5614	44	29	53	8012	41.1	
2 3 to 4 Drinks	1435	23	3661	29	11	20	5252	27.0	
3 5 to 6 Drinks	1087	18	1953	15	4	7	3121	16.0	
4 7 to 8 Drinks	669	11	720	6	2	4	1425	7.3	
5 9 to 10 Drinks	398	6	300	2	4	7	719	3.7	
6 11 or More Drinks	393	6	162	1	2	4	572	2.9	
Total	6214	32	12642	65	55	0	19475	64.7	

Invalid responses include no response.

	Mean	Median	Std Dev	Min	Max
Male	4.61	4.00	3.94	0	50
Female	3.30	3.00	2.79	0	96
Overall	3.72	3.00	3.27	0	96

**27) One drink of alcohol is defined as a 12 oz. can or bottle of beer or wine cooler, a 4 oz. glass of wine, or a shot of liquor straight or in a mixed drink.
(only includes students who drank alcohol within the last 3 months)**

The last time you drank alcohol in a social setting, over how many hours did you drink alcohol?

	Male		Female		Unknown		Total		Pct.
	Freq.	Pct.	Freq.	Pct.	Freq.	Pct.	Freq.	Pct.	
0 0 Hours	172	3	348	3	3	6	541	2.8	
1 1 to 2 Hours	2388	39	5121	41	25	47	7790	40.3	
2 3 to 4 Hours	2301	38	4641	37	16	30	7155	37.0	
3 5 to 6 Hours	968	16	2011	16	8	15	3066	15.9	
4 7 to 8 Hours	181	3	330	3	1	2	525	2.7	
5 9 to 10 Hours	46	1	62	1	0	0	109	0.6	
6 11 or More Hours	65	1	86	1	0	0	155	0.8	
Total	6121	32	12599	65	53	0	19341	64.3	

Invalid responses include no response.

	Mean	Median	Std Dev	Min	Max
Male	3.15	3.00	2.24	0	48
Female	3.05	3.00	2.01	0	50
Overall	3.08	3.00	2.12	0	50

**28) Over the last two weeks, how many times have you had five or more drinks (males) or four or more drinks (females) containing any kind of alcohol at a sitting?
(only includes students who drank alcohol within the last 2 weeks)**

	Male		Female		Unknown		Total		Pct.
	Freq.	Pct.	Freq.	Pct.	Freq.	Pct.	Freq.	Pct.	
1 None	1841	38	4208	44	19	48	6252	42.0	
2 1 time	1165	24	2490	26	9	23	3790	25.5	
3 2 times	784	16	1436	15	3	8	2270	15.3	
4 3 times	405	8	660	7	3	8	1087	7.3	
5 4 times	335	7	413	4	5	13	764	5.1	
6 5 times	150	3	190	2	0	0	352	2.4	
7 6 times	81	2	80	1	1	3	167	1.1	
8 7 times	30	1	33	0	0	0	68	0.5	
9 8 times	29	1	29	0	0	0	60	0.4	
10 9 times	3	0	5	0	0	0	10	0.1	
11 10 or more times	29	1	25	0	0	0	57	0.4	
Total	4852	33	9569	64	40	0	14877	49.5	

Invalid responses include no response.

**29A) Within the last 12 months, have you experienced any of the following when drinking alcohol? (only includes students who drank alcohol within the last 12 months)
Did something I later regretted**

	Male		Female		Unknown		Total		Pct.
	Freq.	Pct.	Freq.	Pct.	Freq.	Pct.	Freq.	Pct.	
1 No	5531	81	11268	80	47	72	17361	80.1	
2 Yes	1342	20	2825	20	18	28	4314	19.9	
Valid responses =	6873	32	14093	65	65	0	21675	72.0	

Invalid responses include no response.



AMERICAN COLLEGE HEALTH ASSOCIATION

American College Health Association-National College Health Assessment (ACHA-NCHA III)
Reference Group Data Report - Fall 2019

UNDERGRADUATE STUDENTS

American College Health Association
8455 Colesville Road, Suite 740
Silver Spring, MD 20910
(410) 859-1500
www.acha.org

December 11, 2023
FREQUENCY REPORT
Number of Surveys (n) =

30084 Web Surveys

29B) Within the last 12 months, have you experienced any of the following when drinking alcohol? (only includes students who drank alcohol within the last 12 months)
Blackout (forgot where I was or what I did for a large period of time and cannot remember, even when someone reminds me)

	Male		Female		Unknown		Total	
	Freq.	Pct.	Freq.	Pct.	Freq.	Pct.	Freq.	Pct.
1 No	5902	86	12392	88	55	85	18924	87.2
2 Yes	975	14	1729	12	10	15	2783	12.8
Valid responses =	6877	32	14121	65	65	0	21707	72.2

Invalid responses include no response.

29C) Within the last 12 months, have you experienced any of the following when drinking alcohol? (only includes students who drank alcohol within the last 12 months)
Brownout (forgot where I was or what I did for short periods of time, but can remember once someone reminds me)

	Male		Female		Unknown		Total	
	Freq.	Pct.	Freq.	Pct.	Freq.	Pct.	Freq.	Pct.
1 No	5279	77	10493	74	49	75	16315	75.1
2 Yes	1607	23	3635	26	16	25	5408	24.9
Valid responses =	6886	32	14128	65	65	0	21723	72.2

Invalid responses include no response.

29D) Within the last 12 months, have you experienced any of the following when drinking alcohol? (only includes students who drank alcohol within the last 12 months)
Got in trouble with the police

	Male		Female		Unknown		Total	
	Freq.	Pct.	Freq.	Pct.	Freq.	Pct.	Freq.	Pct.
1 No	6762	98	13999	99	64	99	21458	98.9
2 Yes	115	2	119	1	1	2	248	1.1
Valid responses =	6877	32	14118	65	65	0	21706	72.2

Invalid responses include no response.

29E) Within the last 12 months, have you experienced any of the following when drinking alcohol? (only includes students who drank alcohol within the last 12 months)
Got in trouble with college/university authorities

	Male		Female		Unknown		Total	
	Freq.	Pct.	Freq.	Pct.	Freq.	Pct.	Freq.	Pct.
1 No	6748	98	13954	99	64	99	21394	98.5
2 Yes	132	2	170	1	1	2	320	1.5
Valid responses =	6880	32	14124	65	65	0	21714	72.2

Invalid responses include no response.

29F) Within the last 12 months, have you experienced any of the following when drinking alcohol? (only includes students who drank alcohol within the last 12 months)
Someone had sex with me without my consent

	Male		Female		Unknown		Total	
	Freq.	Pct.	Freq.	Pct.	Freq.	Pct.	Freq.	Pct.
1 No	6831	99	13869	98	61	97	21388	98.5
2 Yes	53	1	262	2	2	3	334	1.5
Valid responses =	6884	32	14131	65	63	0	21722	72.2

Invalid responses include no response.

29G) Within the last 12 months, have you experienced any of the following when drinking alcohol? (only includes students who drank alcohol within the last 12 months)
Had sex with someone without their consent

	Male		Female		Unknown		Total	
	Freq.	Pct.	Freq.	Pct.	Freq.	Pct.	Freq.	Pct.
1 No	6861	100	14100	100	65	100	21662	99.8
2 Yes	21	0	21	0	0	0	51	0.2
Valid responses =	6882	32	14121	65	65	0	21713	72.2

Invalid responses include no response.

29H) Within the last 12 months, have you experienced any of the following when drinking alcohol? (only includes students who drank alcohol within the last 12 months)
Had unprotected sex

	Male		Female		Unknown		Total	
	Freq.	Pct.	Freq.	Pct.	Freq.	Pct.	Freq.	Pct.
1 No	6071	88	12270	87	59	92	18955	87.4
2 Yes	802	12	1835	13	5	8	2730	12.6
Valid responses =	6873	32	14105	65	64	0	21685	72.1

Invalid responses include no response.

29I) Within the last 12 months, have you experienced any of the following when drinking alcohol? (only includes students who drank alcohol within the last 12 months)
Physically injured myself

	Male		Female		Unknown		Total	
	Freq.	Pct.	Freq.	Pct.	Freq.	Pct.	Freq.	Pct.
1 No	6395	93	13112	93	59	91	20157	92.9
2 Yes	486	7	1006	7	6	9	1552	7.1
Valid responses =	6881	32	14118	65	65	0	21709	72.2

Invalid responses include no response.



AMERICAN COLLEGE HEALTH ASSOCIATION

American College Health Association-National College Health Assessment (ACHA-NCHA III)
Reference Group Data Report - Fall 2019

UNDERGRADUATE STUDENTS

American College Health Association
8455 Colesville Road, Suite 740
Silver Spring, MD 20910
(410) 859-1500
www.acha.org

December 11, 2023
FREQUENCY REPORT
Number of Surveys (n) =

30084 Web Surveys

29J) Within the last 12 months, have you experienced any of the following when drinking alcohol? (only includes students who drank alcohol within the last 12 months)
Physically injured another person

	Male		Female		Unknown		Total	
	Freq.	Pct.	Freq.	Pct.	Freq.	Pct.	Freq.	Pct.
1 No	6793	99	13990	100	64	99	21476	99.4
2 Yes	61	1	65	1	1	2	140	0.6
Valid responses =	6854	32	14055	65	65	0	21616	71.9

Invalid responses include no response.

29K) Within the last 12 months, have you experienced any of the following when drinking alcohol? (only includes students who drank alcohol within the last 12 months)
Seriously considered suicide

	Male		Female		Unknown		Total	
	Freq.	Pct.	Freq.	Pct.	Freq.	Pct.	Freq.	Pct.
1 No	6673	97	13770	98	61	94	21102	97.4
2 Yes	192	3	316	2	4	6	558	2.6
Valid responses =	6865	32	14086	65	65	0	21660	72.0

Invalid responses include no response.

29L) Within the last 12 months, have you experienced any of the following when drinking alcohol? (only includes students who drank alcohol within the last 12 months)
Needed medical help

	Male		Female		Unknown		Total	
	Freq.	Pct.	Freq.	Pct.	Freq.	Pct.	Freq.	Pct.
1 No	6799	99	13957	99	64	100	21441	99.0
2 Yes	66	1	119	1	0	0	206	1.0
Valid responses =	6865	32	14076	65	64	0	21647	72.0

Invalid responses include no response.

30A) Within the last 30 days, did you drive after drinking any alcohol at all? (only includes students who drank alcohol within the last 30 days AND drove a car within the last 30 days)

	Male		Female		Unknown		Total	
	Freq.	Pct.	Freq.	Pct.	Freq.	Pct.	Freq.	Pct.
1 No	3615	83	7695	89	33	94	11625	86.9
2 Yes	748	17	946	11	2	6	1745	13.1
Valid responses =	4363	33	8641	65	35	0	13370	44.4

Invalid responses include no response.

30B) Within the last 12 months, to what extent did your alcohol use affect your academic performance? (only includes students who drank alcohol within the last 12 months)

	Male		Female		Unknown		Total	
	Freq.	Pct.	Freq.	Pct.	Freq.	Pct.	Freq.	Pct.
1 Alcohol use did not affect academic performance	6625	96	13749	97	61	95	21056	97.0
2 Alcohol use negatively impacted performance in class	218	3	314	2	3	5	554	2.6
3 Alcohol use delayed progress towards degree	33	1	63	0	0	0	102	0.5
Valid responses =	6876	32	14126	65	64	0	21712	72.2

Invalid responses include no response.

31A) Within the last 30 days, did you drive within 6 hours of using cannabis/marijuana? (only includes students who used cannabis within the last 30 days AND drove a car within the last 30 days)

	Male		Female		Unknown		Total	
	Freq.	Pct.	Freq.	Pct.	Freq.	Pct.	Freq.	Pct.
1 No	852	58	1741	67	6	67	2680	63.3
2 Yes	607	42	872	33	3	33	1551	36.7
Valid responses =	1459	34	2613	62	9	0	4231	14.1

Invalid responses include no response.

31B) Within the last 12 months, to what extent did your cannabis/marijuana use affect your academic performance? (only includes students who used cannabis within the last 12 months)

	Male		Female		Unknown		Total	
	Freq.	Pct.	Freq.	Pct.	Freq.	Pct.	Freq.	Pct.
1 Marijuana use did not affect academic performance	2837	93	5865	96	21	91	9051	94.6
2 Marijuana use negatively impacted performance in class	180	6	194	3	2	9	401	4.2
3 Marijuana use delayed progress towards degree	49	2	55	1	0	0	114	1.2
Valid responses =	3066	32	6114	64	23	0	9566	31.8

Invalid responses include no response.

32) Do you identify as a person in recovery from alcohol or other drug use?

	Male		Female		Unknown		Total	
	Freq.	Pct.	Freq.	Pct.	Freq.	Pct.	Freq.	Pct.
1 No	7181	98	14575	99	69	96	22479	98.3
2 Yes	138	2	216	2	3	4	397	1.7
Valid responses =	7319	32	14791	65	72	0	22876	76.0

Invalid responses include no response.



AMERICAN COLLEGE HEALTH ASSOCIATION

American College Health Association-National College Health Assessment (ACHA-NCHA III)
Reference Group Data Report - Fall 2019

UNDERGRADUATE STUDENTS

American College Health Association
8455 Colesville Road, Suite 740
Silver Spring, MD 20910
(410) 859-1500
www.acha.org

December 11, 2023
FREQUENCY REPORT
Number of Surveys (n) =

30084 Web Surveys

The following text was displayed to students before this section:

As you answer questions in this section, please include only sexual experiences for which you gave consent and exclude any sexual contact for which you did not consent.

33A) When, if ever, was the last time you had: Oral sex (oral/genital contact)?

	Male		Female		Unknown		Total		Pct.
	Freq.	Pct.	Freq.	Pct.	Freq.	Pct.	Freq.	Pct.	
1 Never	3941	39	6880	37	45	46	11186	37.5	
2 Within the last 2 weeks	2774	28	5958	32	23	24	8989	30.1	
3 More than 2 weeks but within 30 days	694	7	1553	8	5	5	2328	7.8	
4 More than 30 days but within 3 months	871	9	1701	9	10	10	2673	9.0	
5 More than 3 months but within 12 months	938	9	1600	9	7	7	2637	8.8	
6 More than 12 months ago	806	8	1119	6	7	7	2028	6.8	
Valid responses =	10024	34	18811	63	97	0	29841	99.2	

Invalid responses include no response.

33B) When, if ever, was the last time you had: Vaginal intercourse (penis in vagina)?

	Male		Female		Unknown		Total		Pct.
	Freq.	Pct.	Freq.	Pct.	Freq.	Pct.	Freq.	Pct.	
1 Never	4698	47	7373	39	48	50	12553	42.1	
2 Within the last 2 weeks	2631	26	6523	35	22	23	9376	31.4	
3 More than 2 weeks but within 30 days	552	6	1300	7	6	6	1911	6.4	
4 More than 30 days but within 3 months	693	7	1452	8	9	9	2234	7.5	
5 More than 3 months but within 12 months	738	7	1304	7	6	6	2111	7.1	
6 More than 12 months ago	692	7	860	5	5	5	1633	5.5	
Valid responses =	10004	34	18812	63	96	0	29818	99.1	

Invalid responses include no response.

33C) When, if ever, was the last time you had: Anal intercourse (penis in anus)?

	Male		Female		Unknown		Total		Pct.
	Freq.	Pct.	Freq.	Pct.	Freq.	Pct.	Freq.	Pct.	
1 Never	8280	83	15827	85	81	85	24862	83.7	
2 Within the last 2 weeks	334	3	381	2	2	2	763	2.6	
3 More than 2 weeks but within 30 days	138	1	201	1	2	2	362	1.2	
4 More than 30 days but within 3 months	232	2	431	2	2	2	696	2.3	
5 More than 3 months but within 12 months	334	3	698	4	2	2	1079	3.6	
6 More than 12 months ago	658	7	1202	6	6	6	1955	6.6	
Valid responses =	9976	34	18740	63	95	0	29717	98.8	

Invalid responses include no response.

34) Within the last 12 months, with how many partners have you had oral sex, vaginal intercourse, or anal intercourse? (only includes students that have had oral sex or vaginal/anal intercourse in the last 12 months)

	Male		Female		Unknown		Total		Pct.
	Freq.	Pct.	Freq.	Pct.	Freq.	Pct.	Freq.	Pct.	
0 0 Partners	24	0	42	0	0	0	70	0.4	
1 1 Partner	3356	60	7434	64	30	67	11111	62.3	
2 2 Partners	865	16	1826	16	7	16	2782	15.6	
3 3 Partners	485	9	947	8	3	7	1475	8.3	
4 4 Partners	282	5	534	5	1	2	851	4.8	
5 5 Partners	188	3	326	3	1	2	533	3.0	
6 6 Partners	100	2	196	2	1	2	306	1.7	
7 7 Partners	58	1	122	1	0	0	186	1.0	
8 8 to 10 Partners	116	2	172	2	1	2	300	1.7	
9 11 or More Partners	101	2	114	1	1	2	231	1.3	
Valid responses =	5575	31	11713	66	45	0	17845	59.3	

Invalid responses include no response.

	Mean	Median	Std Dev	Min	Max
Male	2.29	1.00	3.5	0	85
Female	1.98	1.00	2.33	0	50
Overall	2.10	1.00	2.85	0	85

35A) Within the last 12 months, did you have sexual partner(s) who were: (only includes students with 1 or more sexual partners in the last 12 months) Women or females

	Male		Female		Unknown		Total		Pct.
	Freq.	Pct.	Freq.	Pct.	Freq.	Pct.	Freq.	Pct.	
1 No	499	9	10550	93	20	46	11332	65.0	
2 Yes	5020	91	838	7	24	55	6111	35.0	
Valid responses =	5519	32	11388	65	44	0	17443	58.0	

Invalid responses include no response.



AMERICAN COLLEGE HEALTH ASSOCIATION

American College Health Association-National College Health Assessment (ACHA-NCHA III)
Reference Group Data Report - Fall 2019

UNDERGRADUATE STUDENTS

American College Health Association
8455 Colesville Road, Suite 740
Silver Spring, MD 20910
(410) 859-1500
www.acha.org

December 11, 2023
FREQUENCY REPORT

Number of Surveys (n) = 30084 Web Surveys

35B) Within the last 12 months, did you have sexual partner(s) who were: (only includes students with 1 or more sexual partners in the last 12 months)
Men or males

	Male		Female		Unknown		Total		Pct.
	Freq.	Pct.	Freq.	Pct.	Freq.	Pct.	Freq.		
1 No	4791	90	475	4	20	47	5480	31.3	
2 Yes	543	10	11148	96	23	54	12016	68.7	
Valid responses =	5334	30	11623	66	43	0	17496	58.2	

Invalid responses include no response.

35C) Within the last 12 months, did you have sexual partner(s) who were: (only includes students with 1 or more sexual partners in the last 12 months)
Trans women

	Male		Female		Unknown		Total		Pct.
	Freq.	Pct.	Freq.	Pct.	Freq.	Pct.	Freq.		
1 No	5259	99	11262	100	40	98	17002	99.4	
2 Yes	35	1	30	0	1	2	107	0.6	
Valid responses =	5294	31	11292	66	41	0	17109	56.9	

Invalid responses include no response.

35D) Within the last 12 months, did you have sexual partner(s) who were: (only includes students with 1 or more sexual partners in the last 12 months)
Trans men

	Male		Female		Unknown		Total		Pct.
	Freq.	Pct.	Freq.	Pct.	Freq.	Pct.	Freq.		
1 No	5231	100	11163	100	40	100	16874	99.3	
2 Yes	27	1	45	0	0	0	114	0.7	
Valid responses =	5258	31	11208	66	40	0	16988	56.5	

Invalid responses include no response.

35E) Within the last 12 months, did you have sexual partner(s) who were: (only includes students with 1 or more sexual partners in the last 12 months)
Genderqueer

	Male		Female		Unknown		Total		Pct.
	Freq.	Pct.	Freq.	Pct.	Freq.	Pct.	Freq.		
1 No	5224	99	11182	99	39	98	16862	98.8	
2 Yes	56	1	74	1	1	3	203	1.2	
Valid responses =	5280	31	11256	66	40	0	17065	56.7	

Invalid responses include no response.

35F) Within the last 12 months, did you have sexual partner(s) who were: (only includes students with 1 or more sexual partners in the last 12 months)
Person(s) with another identity

	Male		Female		Unknown		Total		Pct.
	Freq.	Pct.	Freq.	Pct.	Freq.	Pct.	Freq.		
1 No	5265	99	11247	100	39	95	16991	99.3	
2 Yes	35	1	38	0	2	5	117	0.7	
Valid responses =	5300	31	11285	66	41	0	17108	56.9	

Invalid responses include no response.

36A) Within the last 30 days, how often did you or your partner(s) use a condom or other protective barrier (for example: male condom, female condom, dam, or glove) during: (only includes students that have had oral sex within the last 30 days)
Oral sex (oral/genital contact)?

	Male		Female		Unknown		Total		Pct.
	Freq.	Pct.	Freq.	Pct.	Freq.	Pct.	Freq.		
1 Never	3009	87	6641	89	24	86	9945	88.1	
2 Rarely	130	4	273	4	1	4	421	3.7	
3 Sometimes	106	3	154	2	2	7	268	2.4	
4 Most of the time	82	2	132	2	1	4	218	1.9	
5 Always	132	4	293	4	0	0	438	3.9	
Valid responses =	3459	31	7493	66	28	0	11290	37.5	

Invalid responses include no response.

36B) Within the last 30 days, how often did you or your partner(s) use a condom or other protective barrier (for example: male condom, female condom, dam, or glove) during: (only includes students that have had vaginal intercourse within the last 30 days)
Vaginal intercourse (penis in vagina)?

	Male		Female		Unknown		Total		Pct.
	Freq.	Pct.	Freq.	Pct.	Freq.	Pct.	Freq.		
1 Never	936	30	2974	38	8	30	4005	35.6	
2 Rarely	298	9	729	9	0	0	1056	9.4	
3 Sometimes	351	11	809	10	4	15	1184	10.5	
4 Most of the time	519	16	1226	16	6	22	1788	15.9	
5 Always	1057	33	2058	26	9	33	3204	28.5	
Valid responses =	3161	28	7796	69	27	0	11237	37.4	

Invalid responses include no response.



AMERICAN COLLEGE HEALTH ASSOCIATION

American College Health Association-National College Health Assessment (ACHA-NCHA III)
Reference Group Data Report - Fall 2019

UNDERGRADUATE STUDENTS

American College Health Association
8455 Colesville Road, Suite 740
Silver Spring, MD 20910
(410) 859-1500
www.acha.org

December 11, 2023
FREQUENCY REPORT
Number of Surveys (n) =

30084 Web Surveys

36C) Within the last 30 days, how often did you or your partner(s) use a condom or other protective barrier (for example: male condom, female condom, dam, or glove) during:
(only includes students that have had anal intercourse within the last 30 days)

Anal intercourse (penis in anus)?

	Male		Female		Unknown		Total		Pct.
	Freq.	Pct.	Freq.	Pct.	Freq.	Pct.	Freq.	Pct.	
1 Never	219	47	367	63	3	75	615	54.9	
2 Rarely	36	8	32	6	0	0	81	7.2	
3 Sometimes	48	10	42	7	1	25	94	8.4	
4 Most of the time	54	12	43	7	0	0	103	9.2	
5 Always	113	24	95	16	0	0	227	20.3	
Valid responses =	470	42	579	52	4	0	1120	3.7	

Invalid responses include no response.

37) Did you or your partner use any method to prevent pregnancy the last time you had vaginal intercourse (penis in vagina)?
(only includes students that have had vaginal intercourse within the last 12 months)

	Male		Female		Unknown		Total		Pct.
	Freq.	Pct.	Freq.	Pct.	Freq.	Pct.	Freq.	Pct.	
1 Yes	3918	85	8985	85	32	78	13248	84.9	
2 No, not want prevent pregnancy	86	2	163	2	3	7	260	1.7	
3 No, did not use any method	489	11	1323	13	3	7	1884	12.1	
4 Don't know	114	3	96	1	3	7	219	1.4	
Valid responses =	4607	30	10567	68	41	0	15611	51.9	

Invalid responses include no response.

38A) Please indicate which of the following method(s) you or your partner used to prevent pregnancy the last time you had vaginal intercourse. (Please select ALL that apply)
(only includes students who used a method of pregnancy prevention the last time they had vaginal intercourse)

Birth control pills (monthly or extended cycle)

	Male		Female		Unknown		Total		Pct.
	Freq.	Pct.	Freq.	Pct.	Freq.	Pct.	Freq.	Pct.	
0 Not selected	1885	48	4492	50	16	50	6592	49.8	
1 Selected	2033	52	4493	50	16	50	6656	50.2	
Valid responses =	3918	30	8985	68	32	0	13248	44.0	

Invalid responses include no response.

38B) Please indicate which of the following method(s) you or your partner used to prevent pregnancy the last time you had vaginal intercourse. (Please select ALL that apply)
(only includes students who used a method of pregnancy prevention the last time they had vaginal intercourse)

Birth control shots

	Male		Female		Unknown		Total		Pct.
	Freq.	Pct.	Freq.	Pct.	Freq.	Pct.	Freq.	Pct.	
0 Not selected	3799	97	8698	97	32	100	12830	96.8	
1 Selected	119	3	287	3	0	0	418	3.2	
Valid responses =	3918	30	8985	68	32	0	13248	44.0	

Invalid responses include no response.

38C) Please indicate which of the following method(s) you or your partner used to prevent pregnancy the last time you had vaginal intercourse. (Please select ALL that apply)
(only includes students who used a method of pregnancy prevention the last time they had vaginal intercourse)

Birth control implants

	Male		Female		Unknown		Total		Pct.
	Freq.	Pct.	Freq.	Pct.	Freq.	Pct.	Freq.	Pct.	
0 Not selected	3597	92	8250	92	28	88	12149	91.7	
1 Selected	321	8	735	8	4	13	1099	8.3	
Valid responses =	3918	30	8985	68	32	0	13248	44.0	

Invalid responses include no response.

38D) Please indicate which of the following method(s) you or your partner used to prevent pregnancy the last time you had vaginal intercourse. (Please select ALL that apply)
(only includes students who used a method of pregnancy prevention the last time they had vaginal intercourse)

Birth control patch

	Male		Female		Unknown		Total		Pct.
	Freq.	Pct.	Freq.	Pct.	Freq.	Pct.	Freq.	Pct.	
0 Not selected	3874	99	8909	99	32	100	13122	99.0	
1 Selected	44	1	76	1	0	0	126	1.0	
Valid responses =	3918	30	8985	68	32	0	13248	44.0	

Invalid responses include no response.

38E) Please indicate which of the following method(s) you or your partner used to prevent pregnancy the last time you had vaginal intercourse. (Please select ALL that apply)
(only includes students who used a method of pregnancy prevention the last time they had vaginal intercourse)

The ring

	Male		Female		Unknown		Total		Pct.
	Freq.	Pct.	Freq.	Pct.	Freq.	Pct.	Freq.	Pct.	
0 Not selected	3861	99	8797	98	32	100	12991	98.1	
1 Selected	57	2	188	2	0	0	257	1.9	
Valid responses =	3918	30	8985	68	32	0	13248	44.0	

Invalid responses include no response.



AMERICAN COLLEGE HEALTH ASSOCIATION

American College Health Association-National College Health Assessment (ACHA-NCHA III)
Reference Group Data Report - Fall 2019

UNDERGRADUATE STUDENTS

American College Health Association
8455 Colesville Road, Suite 740
Silver Spring, MD 20910
(410) 859-1500
www.acha.org

December 11, 2023
FREQUENCY REPORT
Number of Surveys (n) =

30084 Web Surveys

38F) Please indicate which of the following method(s) you or your partner used to prevent pregnancy the last time you had vaginal intercourse. (Please select ALL that apply)
(only includes students who used a method of pregnancy prevention the last time they had vaginal intercourse)
Emergency contraception ("morning after pill" or "Plan B")

	Male		Female		Unknown		Total		Pct.
	Freq.	Pct.	Freq.	Pct.	Freq.	Pct.	Freq.	Pct.	
0 Not selected	3730	95	8516	95	29	91	12575	94.9	
1 Selected	188	5	469	5	3	9	673	5.1	
Valid responses =	3918	30	8985	68	32	0	13248	44.0	

Invalid responses include no response.

38G) Please indicate which of the following method(s) you or your partner used to prevent pregnancy the last time you had vaginal intercourse. (Please select ALL that apply)
(only includes students who used a method of pregnancy prevention the last time they had vaginal intercourse)
Intrauterine device (IUD)

	Male		Female		Unknown		Total		Pct.
	Freq.	Pct.	Freq.	Pct.	Freq.	Pct.	Freq.	Pct.	
0 Not selected	3562	91	7909	88	31	97	11766	88.8	
1 Selected	356	9	1076	12	1	3	1482	11.2	
Valid responses =	3918	30	8985	68	32	0	13248	44.0	

Invalid responses include no response.

38H) Please indicate which of the following method(s) you or your partner used to prevent pregnancy the last time you had vaginal intercourse. (Please select ALL that apply)
(only includes students who used a method of pregnancy prevention the last time they had vaginal intercourse)
Male (external) condom

	Male		Female		Unknown		Total		Pct.
	Freq.	Pct.	Freq.	Pct.	Freq.	Pct.	Freq.	Pct.	
0 Not selected	1542	39	4391	49	10	31	6086	45.9	
1 Selected	2376	61	4594	51	22	69	7162	54.1	
Valid responses =	3918	30	8985	68	32	0	13248	44.0	

Invalid responses include no response.

38I) Please indicate which of the following method(s) you or your partner used to prevent pregnancy the last time you had vaginal intercourse. (Please select ALL that apply)
(only includes students who used a method of pregnancy prevention the last time they had vaginal intercourse)
Female (internal) condom

	Male		Female		Unknown		Total		Pct.
	Freq.	Pct.	Freq.	Pct.	Freq.	Pct.	Freq.	Pct.	
0 Not selected	3911	100	8963	100	32	100	13216	99.8	
1 Selected	7	0	22	0	0	0	32	0.2	
Valid responses =	3918	30	8985	68	32	0	13248	44.0	

Invalid responses include no response.

38J) Please indicate which of the following method(s) you or your partner used to prevent pregnancy the last time you had vaginal intercourse. (Please select ALL that apply)
(only includes students who used a method of pregnancy prevention the last time they had vaginal intercourse)
Diaphragm or cervical cap

	Male		Female		Unknown		Total		Pct.
	Freq.	Pct.	Freq.	Pct.	Freq.	Pct.	Freq.	Pct.	
0 Not selected	3914	100	8982	100	32	100	13240	99.9	
1 Selected	4	0	3	0	0	0	8	0.1	
Valid responses =	3918	30	8985	68	32	0	13248	44.0	

Invalid responses include no response.

38K) Please indicate which of the following method(s) you or your partner used to prevent pregnancy the last time you had vaginal intercourse. (Please select ALL that apply)
(only includes students who used a method of pregnancy prevention the last time they had vaginal intercourse)
Contraceptive sponge

	Male		Female		Unknown		Total		Pct.
	Freq.	Pct.	Freq.	Pct.	Freq.	Pct.	Freq.	Pct.	
0 Not selected	3914	100	8979	100	32	100	13236	99.9	
1 Selected	4	0	6	0	0	0	12	0.1	
Valid responses =	3918	30	8985	68	32	0	13248	44.0	

Invalid responses include no response.

38L) Please indicate which of the following method(s) you or your partner used to prevent pregnancy the last time you had vaginal intercourse. (Please select ALL that apply)
(only includes students who used a method of pregnancy prevention the last time they had vaginal intercourse)
Withdrawal

	Male		Female		Unknown		Total		Pct.
	Freq.	Pct.	Freq.	Pct.	Freq.	Pct.	Freq.	Pct.	
0 Not selected	3176	81	6871	77	27	84	10316	77.9	
1 Selected	742	19	2114	24	5	16	2932	22.1	
Valid responses =	3918	30	8985	68	32	0	13248	44.0	

Invalid responses include no response.



AMERICAN COLLEGE HEALTH ASSOCIATION

American College Health Association-National College Health Assessment (ACHA-NCHA III)
Reference Group Data Report - Fall 2019

UNDERGRADUATE STUDENTS

American College Health Association
8455 Colesville Road, Suite 740
Silver Spring, MD 20910
(410) 859-1500
www.acha.org

December 11, 2023
FREQUENCY REPORT
Number of Surveys (n) =

30084 Web Surveys

38M) Please indicate which of the following method(s) you or your partner used to prevent pregnancy the last time you had vaginal intercourse. (Please select ALL that apply)
(only includes students who used a method of pregnancy prevention the last time they had vaginal intercourse)
Fertility awareness (for example: calendar, mucous, and basal body temperature)

	Male		Female		Unknown		Total		Pct.
	Freq.	Pct.	Freq.	Pct.	Freq.	Pct.	Freq.	Pct.	
0 Not selected	3839	98	8638	96	32	100	12800	96.6	
1 Selected	79	2	347	4	0	0	448	3.4	
Valid responses =	3918	30	8985	68	32	0	13248	44.0	

Invalid responses include no response.

38N) Please indicate which of the following method(s) you or your partner used to prevent pregnancy the last time you had vaginal intercourse. (Please select ALL that apply)
(only includes students who used a method of pregnancy prevention the last time they had vaginal intercourse)
Sterilization (for example: hysterectomy, tubes tied, or vasectomy)

	Male		Female		Unknown		Total		Pct.
	Freq.	Pct.	Freq.	Pct.	Freq.	Pct.	Freq.	Pct.	
0 Not selected	3883	99	8874	99	32	100	13091	98.8	
1 Selected	35	1	111	1	0	0	157	1.2	
Valid responses =	3918	30	8985	68	32	0	13248	44.0	

Invalid responses include no response.

38O) Please indicate which of the following method(s) you or your partner used to prevent pregnancy the last time you had vaginal intercourse. (Please select ALL that apply)
(only includes students who used a method of pregnancy prevention the last time they had vaginal intercourse)
Don't know

	Male		Female		Unknown		Total		Pct.
	Freq.	Pct.	Freq.	Pct.	Freq.	Pct.	Freq.	Pct.	
0 Not selected	3872	99	8964	100	32	100	13176	99.5	
1 Selected	46	1	21	0	0	0	72	0.5	
Valid responses =	3918	30	8985	68	32	0	13248	44.0	

Invalid responses include no response.

38P) Please indicate which of the following method(s) you or your partner used to prevent pregnancy the last time you had vaginal intercourse. (Please select ALL that apply)
(only includes students who used a method of pregnancy prevention the last time they had vaginal intercourse)
Other method

	Male		Female		Unknown		Total		Pct.
	Freq.	Pct.	Freq.	Pct.	Freq.	Pct.	Freq.	Pct.	
0 Not selected	3873	99	8885	99	32	100	13093	98.8	
1 Selected	45	1	100	1	0	0	155	1.2	
Valid responses =	3918	30	8985	68	32	0	13248	44.0	

Invalid responses include no response.

39) Within the last 12 months, have you or your partner(s) used emergency contraception ("morning after pill" or "Plan B")?
(only includes students that have had vaginal intercourse within the last 12 months)

	Male		Female		Unknown		Total		Pct.
	Freq.	Pct.	Freq.	Pct.	Freq.	Pct.	Freq.	Pct.	
1 No	3571	78	8355	79	28	68	12258	78.7	
2 Yes	793	17	2028	19	10	24	2893	18.6	
3 Don't know	168	4	26	0	2	5	211	1.4	
4 Not applicable	62	1	133	1	1	2	209	1.3	
Valid responses =	4594	30	10542	68	41	0	15571	51.8	

Invalid responses include no response.

40) Within the last 12 months, have you or your partner(s) become pregnant? (only includes students that have had vaginal intercourse within the last 12 months)

	Male		Female		Unknown		Total		Pct.
	Freq.	Pct.	Freq.	Pct.	Freq.	Pct.	Freq.	Pct.	
1 No	4464	97	10321	98	39	95	15192	97.3	
2 Yes, unintentionally	62	1	145	1	1	2	223	1.4	
3 Yes, intentionally	37	1	62	1	0	0	105	0.7	
4 Don't know	42	1	41	0	1	2	89	0.6	
Valid responses =	4605	30	10569	68	41	0	15609	51.9	

Invalid responses include no response.

41A) Below are 8 statements with which you may agree or disagree.
Using the scale below, indicate your agreement with each item by indicating that response for each statement.
I lead a purposeful and meaningful life.

	Male		Female		Unknown		Total		Pct.
	Freq.	Pct.	Freq.	Pct.	Freq.	Pct.	Freq.	Pct.	
1 Strongly disagree	205	2	225	1	5	5	483	1.6	
2 Disagree	324	3	318	2	4	4	694	2.3	
3 Slightly disagree	346	3	575	3	3	3	989	3.3	
4 Neither agree nor disagree	678	7	1209	6	8	8	2008	6.7	
5 Slightly agree	1571	16	3200	17	19	19	4967	16.5	
6 Agree	3609	36	7360	39	29	30	11291	37.6	
7 Strongly agree	3354	33	6051	32	30	31	9605	32.0	
Valid responses =	10087	34	18938	63	98	0	30037	99.8	

Invalid responses include no response.



AMERICAN COLLEGE HEALTH ASSOCIATION

American College Health Association-National College Health Assessment (ACHA-NCHA III)
Reference Group Data Report - Fall 2019

UNDERGRADUATE STUDENTS

American College Health Association
8455 Colesville Road, Suite 740
Silver Spring, MD 20910
(410) 859-1500
www.acha.org

December 11, 2023
FREQUENCY REPORT
Number of Surveys (n) =

30084 Web Surveys

41B) Below are 8 statements with which you may agree or disagree.

Using the scale below, indicate your agreement with each item by indicating that response for each statement.
My social relationships are supportive and rewarding.

	Male		Female		Unknown		Total Freq.	Pct.
	Freq.	Pct.	Freq.	Pct.	Freq.	Pct.		
1 Strongly disagree	126	1	139	1	3	3	291	1.0
2 Disagree	200	2	289	2	6	6	526	1.8
3 Slightly disagree	300	3	507	3	2	2	856	2.9
4 Neither agree nor disagree	587	6	917	5	5	5	1593	5.3
5 Slightly agree	1737	17	3186	17	17	18	5115	17.0
6 Agree	4108	41	7787	41	34	35	12267	40.9
7 Strongly agree	3021	30	6100	32	29	30	9361	31.2
Valid responses =	10079	34	18925	63	96	0	30009	99.8

Invalid responses include no response.

41C) Below are 8 statements with which you may agree or disagree.

Using the scale below, indicate your agreement with each item by indicating that response for each statement.
I am engaged and interested in my daily activities.

	Male		Female		Unknown		Total Freq.	Pct.
	Freq.	Pct.	Freq.	Pct.	Freq.	Pct.		
1 Strongly disagree	171	2	205	1	2	2	414	1.4
2 Disagree	317	3	462	2	6	6	848	2.8
3 Slightly disagree	447	4	905	5	3	3	1440	4.8
4 Neither agree nor disagree	592	6	1148	6	10	10	1833	6.1
5 Slightly agree	2035	20	4092	22	17	18	6386	21.3
6 Agree	3860	38	7356	39	34	35	11510	38.3
7 Strongly agree	2658	26	4761	25	25	26	7588	25.3
Valid responses =	10080	34	18929	63	97	0	30019	99.8

Invalid responses include no response.

41D) Below are 8 statements with which you may agree or disagree.

Using the scale below, indicate your agreement with each item by indicating that response for each statement.
I actively contribute to the happiness and well-being of others.

	Male		Female		Unknown		Total Freq.	Pct.
	Freq.	Pct.	Freq.	Pct.	Freq.	Pct.		
1 Strongly disagree	117	1	119	1	2	2	260	0.9
2 Disagree	139	1	144	1	3	3	316	1.1
3 Slightly disagree	180	2	278	2	5	5	506	1.7
4 Neither agree nor disagree	717	7	1025	5	10	10	1833	6.1
5 Slightly agree	1701	17	2873	15	14	15	4780	15.9
6 Agree	3968	39	7985	42	27	28	12304	41.0
7 Strongly agree	3257	32	6506	34	35	37	10016	33.4
Valid responses =	10079	34	18930	63	96	0	30015	99.8

Invalid responses include no response.

41E) Below are 8 statements with which you may agree or disagree.

Using the scale below, indicate your agreement with each item by indicating that response for each statement.
I am competent and capable in the activities that are important to me.

	Male		Female		Unknown		Total Freq.	Pct.
	Freq.	Pct.	Freq.	Pct.	Freq.	Pct.		
1 Strongly disagree	93	1	127	1	2	2	247	0.8
2 Disagree	108	1	154	1	1	1	301	1.0
3 Slightly disagree	159	2	331	2	6	6	549	1.8
4 Neither agree nor disagree	313	3	600	3	7	7	979	3.3
5 Slightly agree	1102	11	2261	12	11	12	3526	11.7
6 Agree	4077	40	8060	43	36	38	12498	41.6
7 Strongly agree	4232	42	7398	39	33	34	11923	39.7
Valid responses =	10084	34	18931	63	96	0	30023	99.8

Invalid responses include no response.

41F) Below are 8 statements with which you may agree or disagree.

Using the scale below, indicate your agreement with each item by indicating that response for each statement.
I am a good person and live a good life.

	Male		Female		Unknown		Total Freq.	Pct.
	Freq.	Pct.	Freq.	Pct.	Freq.	Pct.		
1 Strongly disagree	124	1	130	1	3	3	288	1.0
2 Disagree	148	2	158	1	5	5	351	1.2
3 Slightly disagree	243	2	371	2	4	4	679	2.3
4 Neither agree nor disagree	666	7	903	5	10	10	1680	5.6
5 Slightly agree	1410	14	2422	13	14	14	4027	13.4
6 Agree	3791	38	7787	41	30	31	11898	39.6
7 Strongly agree	3702	37	7158	38	31	32	11098	37.0
Valid responses =	10084	34	18929	63	97	0	30021	99.8

Invalid responses include no response.



AMERICAN COLLEGE HEALTH ASSOCIATION

American College Health Association-National College Health Assessment (ACHA-NCHA III)
Reference Group Data Report - Fall 2019

UNDERGRADUATE STUDENTS

American College Health Association
8455 Colesville Road, Suite 740
Silver Spring, MD 20910
(410) 859-1500
www.acha.org

December 11, 2023
FREQUENCY REPORT
Number of Surveys (n) =

30084 Web Surveys

41G) Below are 8 statements with which you may agree or disagree.

Using the scale below, indicate your agreement with each item by indicating that response for each statement.
I am optimistic about my future.

	Male		Female		Unknown		Total	Pct.
	Freq.	Pct.	Freq.	Pct.	Freq.	Pct.		
1 Strongly disagree	232	2	299	2	4	4	587	2.0
2 Disagree	244	2	372	2	7	7	690	2.3
3 Slightly disagree	375	4	699	4	4	4	1161	3.9
4 Neither agree nor disagree	639	6	1028	5	11	12	1780	5.9
5 Slightly agree	1477	15	2864	15	12	13	4519	15.1
6 Agree	3243	32	6658	35	21	22	10156	33.8
7 Strongly agree	3871	38	6997	37	37	39	11112	37.0
Valid responses =	10081	34	18917	63	96	0	30005	99.7

Invalid responses include no response.

41H) Below are 8 statements with which you may agree or disagree.

Using the scale below, indicate your agreement with each item by indicating that response for each statement.
People respect me.

	Male		Female		Unknown		Total	Pct.
	Freq.	Pct.	Freq.	Pct.	Freq.	Pct.		
1 Strongly disagree	133	1	146	1	3	3	314	1.0
2 Disagree	161	2	230	1	2	2	439	1.5
3 Slightly disagree	226	2	445	2	5	5	748	2.5
4 Neither agree nor disagree	890	9	1349	7	14	15	2387	8.0
5 Slightly agree	1532	15	2831	15	12	13	4553	15.2
6 Agree	4105	41	8230	44	31	32	12660	42.2
7 Strongly agree	3026	30	5671	30	29	30	8881	29.6
Valid responses =	10073	34	18902	63	96	0	29982	99.7

Invalid responses include no response.

42A) Please indicate how much you agree with the following statements as they apply to you over the last month

If a particular situation has not occurred recently, answer according to how you think you would have felt.

I am able to adapt when changes occur.

	Male		Female		Unknown		Total	Pct.
	Freq.	Pct.	Freq.	Pct.	Freq.	Pct.		
0 Not at all true	131	1	260	1	4	4	417	1.4
1 Rarely true	202	2	535	3	4	4	793	2.6
2 Sometimes true	1716	17	4084	22	21	22	6071	20.2
3 Often true	4981	49	9274	49	43	45	14703	49.0
4 True nearly all the time	3047	30	4777	25	24	25	8030	26.8
Valid responses =	10077	34	18930	63	96	0	30014	99.8

Invalid responses include no response.

42B) Please indicate how much you agree with the following statements as they apply to you over the last month

If a particular situation has not occurred recently, answer according to how you think you would have felt.

I tend to bounce back after illness, injury, or other hardships.

	Male		Female		Unknown		Total	Pct.
	Freq.	Pct.	Freq.	Pct.	Freq.	Pct.		
0 Not at all true	188	2	370	2	7	7	594	2.0
1 Rarely true	329	3	855	5	2	2	1276	4.3
2 Sometimes true	1655	17	4034	21	26	27	5937	19.8
3 Often true	4185	42	8200	43	30	31	12768	42.6
4 True nearly all the time	3699	37	5443	29	31	32	9388	31.3
Valid responses =	10056	34	18902	63	96	0	29963	99.6

Invalid responses include no response.

43) If in the future you were having a personal problem that was really bothering you, would you consider seeking help from a mental health professional?

	Male		Female		Unknown		Total	Pct.
	Freq.	Pct.	Freq.	Pct.	Freq.	Pct.		
1 No	3485	35	3780	20	34	36	7499	25.1
2 Yes	6542	65	15072	80	61	64	22386	74.9
Valid responses =	10027	34	18852	63	95	0	29885	99.3

Invalid responses include no response.

44A) The next 6 questions ask about how you have been feeling during the past 30 days.

For each question, please select the response that best describes how often you had this feeling.

During the past 30 days, about how often did you feel nervous?

	Male		Female		Unknown		Total	Pct.
	Freq.	Pct.	Freq.	Pct.	Freq.	Pct.		
0 None of the time	1108	11	1162	6	8	8	2324	7.7
1 A little of the time	3144	31	4098	22	17	18	7414	24.7
2 Some of the time	3881	39	7509	40	32	34	11682	38.9
3 Most of the time	1373	14	4168	22	22	23	5865	19.6
4 All of the time	566	6	1977	11	16	17	2708	9.0
Valid responses =	10072	34	18914	63	95	0	29993	99.7

Invalid responses include no response.



AMERICAN COLLEGE HEALTH ASSOCIATION

American College Health Association-National College Health Assessment (ACHA-NCHA III)
Reference Group Data Report - Fall 2019

UNDERGRADUATE STUDENTS

American College Health Association
8455 Colesville Road, Suite 740
Silver Spring, MD 20910
(410) 859-1500
www.acha.org

December 11, 2023
FREQUENCY REPORT
Number of Surveys (n) =

30084 Web Surveys

44B) The next 6 questions ask about how you have been feeling during the past 30 days.
For each question, please select the response that best describes how often you had this feeling.
During the past 30 days, about how often did you feel hopeless?

	Male		Female		Unknown		Total		Pct.
	Freq.	Pct.	Freq.	Pct.	Freq.	Pct.	Freq.	Pct.	
0 None of the time	4231	42	6777	36	32	34	11245	37.7	
1 A little of the time	2797	28	5402	29	22	23	8438	28.3	
2 Some of the time	2030	20	4479	24	22	23	6808	22.8	
3 Most of the time	680	7	1542	8	10	11	2368	7.9	
4 All of the time	290	3	639	3	8	9	1008	3.4	
Valid responses =	10028	34	18839	63	94	0	29867	99.3	

Invalid responses include no response.

44C) The next 6 questions ask about how you have been feeling during the past 30 days.
For each question, please select the response that best describes how often you had this feeling.
During the past 30 days, about how often did you feel restless or fidgety?

	Male		Female		Unknown		Total		Pct.
	Freq.	Pct.	Freq.	Pct.	Freq.	Pct.	Freq.	Pct.	
0 None of the time	2434	24	3487	19	13	14	6029	20.1	
1 A little of the time	2700	27	4667	25	24	25	7545	25.2	
2 Some of the time	2941	29	5849	31	27	28	9081	30.3	
3 Most of the time	1404	14	3424	18	18	19	5067	16.9	
4 All of the time	571	6	1453	8	14	15	2216	7.4	
Valid responses =	10050	34	18880	63	96	0	29938	99.5	

Invalid responses include no response.

44D) The next 6 questions ask about how you have been feeling during the past 30 days.
For each question, please select the response that best describes how often you had this feeling.
During the past 30 days, about how often did you feel so sad nothing could cheer you up?

	Male		Female		Unknown		Total		Pct.
	Freq.	Pct.	Freq.	Pct.	Freq.	Pct.	Freq.	Pct.	
0 None of the time	5333	53	7823	41	36	38	13432	44.8	
1 A little of the time	2556	25	5384	29	23	24	8227	27.4	
2 Some of the time	1497	15	3813	20	21	22	5563	18.6	
3 Most of the time	464	5	1332	7	9	10	1931	6.4	
4 All of the time	222	2	547	3	6	6	823	2.7	
Valid responses =	10072	34	18899	63	95	0	29976	99.6	

Invalid responses include no response.

44E) The next 6 questions ask about how you have been feeling during the past 30 days.
For each question, please select the response that best describes how often you had this feeling.
During the past 30 days, about how often did you feel that everything was an effort?

	Male		Female		Unknown		Total		Pct.
	Freq.	Pct.	Freq.	Pct.	Freq.	Pct.	Freq.	Pct.	
0 None of the time	3235	32	4980	26	22	23	8368	27.9	
1 A little of the time	2783	28	5070	27	25	26	8051	26.8	
2 Some of the time	2380	24	4806	25	23	24	7444	24.8	
3 Most of the time	1146	11	2720	14	14	15	4085	13.6	
4 All of the time	531	5	1335	7	11	12	2044	6.8	
Valid responses =	10075	34	18911	63	95	0	29992	99.7	

Invalid responses include no response.

44F) The next 6 questions ask about how you have been feeling during the past 30 days.
For each question, please select the response that best describes how often you had this feeling.
During the past 30 days, about how often did you feel worthless?

	Male		Female		Unknown		Total		Pct.
	Freq.	Pct.	Freq.	Pct.	Freq.	Pct.	Freq.	Pct.	
0 None of the time	5885	59	10022	53	42	45	16251	54.3	
1 A little of the time	1975	20	4034	21	21	22	6236	20.8	
2 Some of the time	1345	13	2801	15	15	16	4358	14.6	
3 Most of the time	512	5	1284	7	10	11	1916	6.4	
4 All of the time	330	3	727	4	6	6	1158	3.9	
Valid responses =	10047	34	18868	63	94	0	29919	99.5	

Invalid responses include no response.

45A) Indicate how often each of the statements below is descriptive of you.
How often do you feel that you lack companionship?

	Male		Female		Unknown		Total		Pct.
	Freq.	Pct.	Freq.	Pct.	Freq.	Pct.	Freq.	Pct.	
1 Hardly ever	3755	37	6976	37	24	25	11001	36.7	
2 Some of the time	4209	42	8661	46	45	47	13286	44.3	
3 Often	2118	21	3283	17	26	27	5722	19.1	
Valid responses =	10082	34	18920	63	95	0	30009	99.8	

Invalid responses include no response.



AMERICAN COLLEGE HEALTH ASSOCIATION

American College Health Association-National College Health Assessment (ACHA-NCHA III)
Reference Group Data Report - Fall 2019

UNDERGRADUATE STUDENTS

American College Health Association
8455 Colesville Road, Suite 740
Silver Spring, MD 20910
(410) 859-1500
www.acha.org

December 11, 2023
FREQUENCY REPORT
Number of Surveys (n) =

30084 Web Surveys

45B) Indicate how often each of the statements below is descriptive of you.
How often do you feel left out?

	Male		Female		Unknown		Total		Pct.
	Freq.	Pct.	Freq.	Pct.	Freq.	Pct.	Freq.	Pct.	
1 Hardly ever	4097	41	6263	33	29	30	10612	35.4	
2 Some of the time	4418	44	9019	48	46	48	13887	46.3	
3 Often	1564	16	3636	19	21	22	5505	18.3	
Valid responses =	10079	34	18918	63	96	0	30004	99.7	

Invalid responses include no response.

45C) Indicate how often each of the statements below is descriptive of you.
How often do you feel isolated from others?

	Male		Female		Unknown		Total		Pct.
	Freq.	Pct.	Freq.	Pct.	Freq.	Pct.	Freq.	Pct.	
1 Hardly ever	4141	41	7259	38	27	28	11647	38.8	
2 Some of the time	3988	40	7892	42	47	49	12294	41.0	
3 Often	1948	19	3765	20	23	24	6060	20.2	
Valid responses =	10077	34	18916	63	97	0	30001	99.7	

Invalid responses include no response.

46) Within the last 12 months, how often have you intentionally cut, burned, bruised, or otherwise injured yourself?

	Male		Female		Unknown		Total		Pct.
	Freq.	Pct.	Freq.	Pct.	Freq.	Pct.	Freq.	Pct.	
1 Never	8439	93	15293	89	67	80	24394	89.9	
2 Once or twice	508	6	1455	9	12	14	2142	7.9	
3 Monthly	86	1	240	1	2	2	380	1.4	
4 Weekly	35	0	94	1	2	2	150	0.6	
5 Daily or almost daily	9	0	43	0	1	1	64	0.2	
Valid responses =	9077	33	17125	63	84	0	27130	90.2	

Invalid responses include no response.

47A1) Within the last 12 months, have you had problems or challenges with any the following?

Academics

	Male		Female		Unknown		Total		Pct.
	Freq.	Pct.	Freq.	Pct.	Freq.	Pct.	Freq.	Pct.	
1 No	5327	53	9582	51	37	42	15310	51.1	
2 Yes	4727	47	9307	49	52	58	14632	48.9	
Valid responses =	10054	34	18889	63	89	0	29942	99.5	

Invalid responses include no response.

47A2) Within the last 12 months, have you had problems or challenges with any the following?

Career

	Male		Female		Unknown		Total		Pct.
	Freq.	Pct.	Freq.	Pct.	Freq.	Pct.	Freq.	Pct.	
1 No	7116	71	12866	68	52	60	20581	68.7	
2 Yes	2942	29	6022	32	35	40	9364	31.3	
Valid responses =	10058	34	18888	63	87	0	29945	99.5	

Invalid responses include no response.

47A3) Within the last 12 months, have you had problems or challenges with any the following?

Finances

	Male		Female		Unknown		Total		Pct.
	Freq.	Pct.	Freq.	Pct.	Freq.	Pct.	Freq.	Pct.	
1 No	6125	61	9577	51	42	47	16134	53.9	
2 Yes	3929	39	9312	49	48	53	13809	46.1	
Valid responses =	10054	34	18889	63	90	0	29943	99.5	

Invalid responses include no response.

47A4) Within the last 12 months, have you had problems or challenges with any the following?

Procrastination

	Male		Female		Unknown		Total		Pct.
	Freq.	Pct.	Freq.	Pct.	Freq.	Pct.	Freq.	Pct.	
1 No	2913	29	5066	27	23	26	8176	27.3	
2 Yes	7130	71	13801	73	65	74	21733	72.7	
Valid responses =	10043	34	18867	63	88	0	29909	99.4	

Invalid responses include no response.

47A5) Within the last 12 months, have you had problems or challenges with any the following?

Faculty

	Male		Female		Unknown		Total		Pct.
	Freq.	Pct.	Freq.	Pct.	Freq.	Pct.	Freq.	Pct.	
1 No	9009	90	16803	89	70	80	26628	89.1	
2 Yes	1025	10	2046	11	18	21	3253	10.9	
Valid responses =	10034	34	18849	63	88	0	29881	99.3	

Invalid responses include no response.



AMERICAN COLLEGE HEALTH ASSOCIATION

American College Health Association-National College Health Assessment (ACHA-NCHA III)
Reference Group Data Report - Fall 2019

UNDERGRADUATE STUDENTS

American College Health Association
8455 Colesville Road, Suite 740
Silver Spring, MD 20910
(410) 859-1500
www.acha.org

December 11, 2023
FREQUENCY REPORT
Number of Surveys (n) =

30084 Web Surveys

47A6) Within the last 12 months, have you had problems or challenges with any the following?

Family

	Male		Female		Unknown		Total		Pct.
	Freq.	Pct.	Freq.	Pct.	Freq.	Pct.	Freq.	Pct.	
1 No	7434	74	11379	61	50	58	19290	64.8	
2 Yes	2561	26	7406	39	37	43	10486	35.2	
Valid responses =	9995	34	18785	63	87	0	29776	99.0	

Invalid responses include no response.

47A7) Within the last 12 months, have you had problems or challenges with any the following?

Intimate relationships

	Male		Female		Unknown		Total		Pct.
	Freq.	Pct.	Freq.	Pct.	Freq.	Pct.	Freq.	Pct.	
1 No	6547	65	11447	61	46	52	18547	61.9	
2 Yes	3511	35	7458	39	42	48	11415	38.1	
Valid responses =	10058	34	18905	63	88	0	29962	99.6	

Invalid responses include no response.

47A8) Within the last 12 months, have you had problems or challenges with any the following?

Roommate/housemate

	Male		Female		Unknown		Total		Pct.
	Freq.	Pct.	Freq.	Pct.	Freq.	Pct.	Freq.	Pct.	
1 No	8140	81	13546	72	69	79	22399	74.8	
2 Yes	1907	19	5339	28	18	21	7531	25.2	
Valid responses =	10047	34	18885	63	87	0	29930	99.5	

Invalid responses include no response.

47A9) Within the last 12 months, have you had problems or challenges with any the following?

Peers

	Male		Female		Unknown		Total		Pct.
	Freq.	Pct.	Freq.	Pct.	Freq.	Pct.	Freq.	Pct.	
1 No	7991	80	13813	73	60	68	22438	75.0	
2 Yes	2044	20	5060	27	28	32	7466	25.0	
Valid responses =	10035	34	18873	63	88	0	29904	99.4	

Invalid responses include no response.

47A10) Within the last 12 months, have you had problems or challenges with any the following?

Personal appearance

	Male		Female		Unknown		Total		Pct.
	Freq.	Pct.	Freq.	Pct.	Freq.	Pct.	Freq.	Pct.	
1 No	6842	68	9266	49	42	48	16501	55.2	
2 Yes	3194	32	9609	51	45	52	13406	44.8	
Valid responses =	10036	34	18875	63	87	0	29907	99.4	

Invalid responses include no response.

47A11) Within the last 12 months, have you had problems or challenges with any the following?

Health of someone close to me

	Male		Female		Unknown		Total		Pct.
	Freq.	Pct.	Freq.	Pct.	Freq.	Pct.	Freq.	Pct.	
1 No	7222	72	11774	62	46	54	19536	65.3	
2 Yes	2825	28	7095	38	40	47	10375	34.7	
Valid responses =	10047	34	18869	63	86	0	29911	99.4	

Invalid responses include no response.

47A12) Within the last 12 months, have you had problems or challenges with any the following?

Death of a family member, friend, or someone close to me

	Male		Female		Unknown		Total		Pct.
	Freq.	Pct.	Freq.	Pct.	Freq.	Pct.	Freq.	Pct.	
1 No	8142	81	14388	76	62	71	23276	77.7	
2 Yes	1918	19	4510	24	25	29	6679	22.3	
Valid responses =	10060	34	18898	63	87	0	29955	99.6	

Invalid responses include no response.

47A13) Within the last 12 months, have you had problems or challenges with any the following?

Bullying (for example: making threats, spreading rumors, physical or verbal attacks, or excluding someone from a group)

	Male		Female		Unknown		Total		Pct.
	Freq.	Pct.	Freq.	Pct.	Freq.	Pct.	Freq.	Pct.	
1 No	9644	96	17588	93	78	88	28127	93.8	
2 Yes	433	4	1327	7	11	12	1865	6.2	
Valid responses =	10077	34	18915	63	89	0	29992	99.7	

Invalid responses include no response.



AMERICAN COLLEGE HEALTH ASSOCIATION

American College Health Association-National College Health Assessment (ACHA-NCHA III)
Reference Group Data Report - Fall 2019

UNDERGRADUATE STUDENTS

American College Health Association
8455 Colesville Road, Suite 740
Silver Spring, MD 20910
(410) 859-1500
www.acha.org

December 11, 2023
FREQUENCY REPORT
Number of Surveys (n) =

30084 Web Surveys

**47A14) Within the last 12 months, have you had problems or challenges with any the following?
Cyberbullying (use of technology to harass, threaten, embarrass, or target another person)**

	Male		Female		Unknown		Total		Pct.
	Freq.	Pct.	Freq.	Pct.	Freq.	Pct.	Freq.	Pct.	
1 No	9845	98	18336	97	83	93	29106	97.1	
2 Yes	222	2	572	3	6	7	869	2.9	
Valid responses =	10067	34	18908	63	89	0	29975	99.6	

Invalid responses include no response.

**47A15) Within the last 12 months, have you had problems or challenges with any the following?
Hazing (rituals, challenges, and other activities involving harassment, abuse, embarrassment, ridicule, or humiliation used as a way of initiating a person into a group)**

	Male		Female		Unknown		Total		Pct.
	Freq.	Pct.	Freq.	Pct.	Freq.	Pct.	Freq.	Pct.	
1 No	9918	99	18719	99	86	97	29608	98.8	
2 Yes	151	2	189	1	3	3	368	1.2	
Valid responses =	10069	34	18908	63	89	0	29976	99.6	

Invalid responses include no response.

**47A16) Within the last 12 months, have you had problems or challenges with any the following?
Microaggression (a subtle but offensive comment or action directed at a minority or other non-dominant group, whether intentional or unintentional, that reinforces a stereotype)**

	Male		Female		Unknown		Total		Pct.
	Freq.	Pct.	Freq.	Pct.	Freq.	Pct.	Freq.	Pct.	
1 No	9143	91	16134	85	65	73	25891	86.3	
2 Yes	933	9	2775	15	24	27	4094	13.7	
Valid responses =	10076	34	18909	63	89	0	29985	99.7	

Invalid responses include no response.

**47A17) Within the last 12 months, have you had problems or challenges with any the following?
Sexual Harassment (unwelcomed sexual advances, requests for sexual favors, and other verbal or physical conduct of a sexual nature)**

	Male		Female		Unknown		Total		Pct.
	Freq.	Pct.	Freq.	Pct.	Freq.	Pct.	Freq.	Pct.	
1 No	9799	97	16663	88	74	82	27304	91.1	
2 Yes	267	3	2253	12	16	18	2680	8.9	
Valid responses =	10066	34	18916	63	90	0	29984	99.7	

Invalid responses include no response.

**47A18) Within the last 12 months, have you had problems or challenges with any the following?
Discrimination (the unjust or prejudicial treatment of a person based on the group, class, or category to which the person is perceived to belong)**

	Male		Female		Unknown		Total		Pct.
	Freq.	Pct.	Freq.	Pct.	Freq.	Pct.	Freq.	Pct.	
1 No	9248	92	16988	90	74	83	26970	90.0	
2 Yes	819	8	1920	10	15	17	3003	10.0	
Valid responses =	10067	34	18908	63	89	0	29973	99.6	

Invalid responses include no response.

**47B1) Within the last 12 months, to what extent did the following issue(s) cause you distress?
(only includes students that had problems or challenges with this issue within the last 12 months)**

Academics

	Male		Female		Unknown		Total		Pct.
	Freq.	Pct.	Freq.	Pct.	Freq.	Pct.	Freq.	Pct.	
1 No Distress	78	2	74	1	1	2	158	1.1	
2 Minimal Distress	845	18	1034	11	5	10	1942	13.3	
3 Moderate Distress	2105	45	3787	41	20	39	6139	42.1	
4 High Distress	1688	36	4387	47	26	50	6355	43.5	
Valid responses =	4716	32	9282	64	52	0	14594	48.5	

Invalid responses include no response.

**47B2) Within the last 12 months, to what extent did the following issue(s) cause you distress?
(only includes students that had problems or challenges with this issue within the last 12 months)**

Career

	Male		Female		Unknown		Total		Pct.
	Freq.	Pct.	Freq.	Pct.	Freq.	Pct.	Freq.	Pct.	
1 No Distress	133	5	157	3	3	9	308	3.3	
2 Minimal Distress	873	30	1580	26	8	23	2549	27.4	
3 Moderate Distress	1197	41	2425	41	13	37	3765	40.4	
4 High Distress	724	25	1830	31	11	31	2694	28.9	
Valid responses =	2927	31	5992	64	35	0	9316	31.0	

Invalid responses include no response.



AMERICAN COLLEGE HEALTH ASSOCIATION

American College Health Association-National College Health Assessment (ACHA-NCHA III)
Reference Group Data Report - Fall 2019

UNDERGRADUATE STUDENTS

American College Health Association
8455 Colesville Road, Suite 740
Silver Spring, MD 20910
(410) 859-1500
www.acha.org

December 11, 2023
FREQUENCY REPORT
Number of Surveys (n) =

30084 Web Surveys

47B3) Within the last 12 months, to what extent did the following issue(s) cause you distress?
(only includes students that had problems or challenges with this issue within the last 12 months)
Finances

	Male		Female		Unknown		Total		Pct.
	Freq.	Pct.	Freq.	Pct.	Freq.	Pct.	Freq.	Pct.	
1 No Distress	86	2	136	2	2	4	234	1.7	
2 Minimal Distress	1157	30	2015	22	10	21	3277	23.8	
3 Moderate Distress	1587	41	3606	39	14	30	5390	39.2	
4 High Distress	1082	28	3514	38	21	45	4848	35.3	
Valid responses =	3912	28	9271	67	47	0	13749	45.7	

Invalid responses include no response.

47B4) Within the last 12 months, to what extent did the following issue(s) cause you distress?
(only includes students that had problems or challenges with this issue within the last 12 months)
Procrastination

	Male		Female		Unknown		Total		Pct.
	Freq.	Pct.	Freq.	Pct.	Freq.	Pct.	Freq.	Pct.	
1 No Distress	307	4	399	3	0	0	729	3.4	
2 Minimal Distress	2711	38	4608	34	22	34	7542	34.9	
3 Moderate Distress	2688	38	5444	40	28	44	8433	39.0	
4 High Distress	1372	19	3276	24	14	22	4899	22.7	
Valid responses =	7078	33	13727	64	64	0	21603	71.8	

Invalid responses include no response.

47B5) Within the last 12 months, to what extent did the following issue(s) cause you distress?
(only includes students that had problems or challenges with this issue within the last 12 months)
Faculty

	Male		Female		Unknown		Total		Pct.
	Freq.	Pct.	Freq.	Pct.	Freq.	Pct.	Freq.	Pct.	
1 No Distress	84	8	119	6	2	11	214	6.6	
2 Minimal Distress	446	44	832	41	10	56	1346	41.7	
3 Moderate Distress	323	32	686	34	3	17	1066	33.0	
4 High Distress	164	16	394	19	3	17	604	18.7	
Valid responses =	1017	31	2031	63	18	1	3230	10.7	

Invalid responses include no response.

47B6) Within the last 12 months, to what extent did the following issue(s) cause you distress?
(only includes students that had problems or challenges with this issue within the last 12 months)
Family

	Male		Female		Unknown		Total		Pct.
	Freq.	Pct.	Freq.	Pct.	Freq.	Pct.	Freq.	Pct.	
1 No Distress	113	4	198	3	1	3	327	3.1	
2 Minimal Distress	999	39	2157	29	11	30	3278	31.4	
3 Moderate Distress	891	35	2808	38	14	38	3886	37.3	
4 High Distress	548	22	2199	30	11	30	2935	28.2	
Valid responses =	2551	24	7362	71	37	0	10426	34.7	

Invalid responses include no response.

47B7) Within the last 12 months, to what extent did the following issue(s) cause you distress?
(only includes students that had problems or challenges with this issue within the last 12 months)
Intimate relationships

	Male		Female		Unknown		Total		Pct.
	Freq.	Pct.	Freq.	Pct.	Freq.	Pct.	Freq.	Pct.	
1 No Distress	210	6	264	4	2	5	493	4.3	
2 Minimal Distress	1138	33	2323	31	11	26	3584	31.5	
3 Moderate Distress	1262	36	2760	37	17	41	4176	36.7	
4 High Distress	885	25	2091	28	12	29	3122	27.4	
Valid responses =	3495	31	7438	65	42	0	11375	37.8	

Invalid responses include no response.

47B8) Within the last 12 months, to what extent did the following issue(s) cause you distress?
(only includes students that had problems or challenges with this issue within the last 12 months)
Roommate/housemate

	Male		Female		Unknown		Total		Pct.
	Freq.	Pct.	Freq.	Pct.	Freq.	Pct.	Freq.	Pct.	
1 No Distress	118	6	225	4	4	22	357	4.8	
2 Minimal Distress	940	50	2116	40	4	22	3162	42.2	
3 Moderate Distress	576	31	1857	35	3	17	2520	33.6	
4 High Distress	257	14	1124	21	7	39	1459	19.5	
Valid responses =	1891	25	5322	71	18	0	7498	24.9	

Invalid responses include no response.



AMERICAN COLLEGE HEALTH ASSOCIATION

American College Health Association-National College Health Assessment (ACHA-NCHA III)
Reference Group Data Report - Fall 2019

UNDERGRADUATE STUDENTS

American College Health Association
8455 Colesville Road, Suite 740
Silver Spring, MD 20910
(410) 859-1500
www.acha.org

December 11, 2023
FREQUENCY REPORT
Number of Surveys (n) =

30084 Web Surveys

47B9) Within the last 12 months, to what extent did the following issue(s) cause you distress?
(only includes students that had problems or challenges with this issue within the last 12 months)
Peers

	Male		Female		Unknown		Total Freq.	Pct.
	Freq.	Pct.	Freq.	Pct.	Freq.	Pct.		
1 No Distress	182	9	256	5	3	11	453	6.1
2 Minimal Distress	1090	54	2459	49	11	39	3708	50.0
3 Moderate Distress	588	29	1702	34	11	39	2423	32.7
4 High Distress	172	9	611	12	3	11	837	11.3
Valid responses =	2032	27	5028	68	28	0	7421	24.7

Invalid responses include no response.

47B10) Within the last 12 months, to what extent did the following issue(s) cause you distress?
(only includes students that had problems or challenges with this issue within the last 12 months)
Personal appearance

	Male		Female		Unknown		Total Freq.	Pct.
	Freq.	Pct.	Freq.	Pct.	Freq.	Pct.		
1 No Distress	136	4	191	2	2	4	345	2.6
2 Minimal Distress	1506	47	3420	36	15	33	5083	38.1
3 Moderate Distress	1078	34	3655	38	12	27	4964	37.2
4 High Distress	458	14	2308	24	16	36	2961	22.2
Valid responses =	3178	24	9574	72	45	0	13353	44.4

Invalid responses include no response.

47B11) Within the last 12 months, to what extent did the following issue(s) cause you distress?
(only includes students that had problems or challenges with this issue within the last 12 months)
Health of someone close to me

	Male		Female		Unknown		Total Freq.	Pct.
	Freq.	Pct.	Freq.	Pct.	Freq.	Pct.		
1 No Distress	155	6	233	3	1	3	405	3.9
2 Minimal Distress	1058	38	2076	29	13	33	3256	31.5
3 Moderate Distress	1012	36	2799	40	15	38	3985	38.6
4 High Distress	592	21	1958	28	11	28	2691	26.0
Valid responses =	2817	27	7066	68	40	0	10337	34.4

Invalid responses include no response.

47B12) Within the last 12 months, to what extent did the following issue(s) cause you distress?
(only includes students that had problems or challenges with this issue within the last 12 months)
Death of a family member, friend, or someone close to me

	Male		Female		Unknown		Total Freq.	Pct.
	Freq.	Pct.	Freq.	Pct.	Freq.	Pct.		
1 No Distress	113	6	160	4	0	0	277	4.2
2 Minimal Distress	545	29	906	20	7	29	1507	22.7
3 Moderate Distress	637	33	1518	34	10	42	2239	33.7
4 High Distress	616	32	1912	43	7	29	2630	39.5
Valid responses =	1911	29	4496	68	24	0	6653	22.1

Invalid responses include no response.

47B13) Within the last 12 months, to what extent did the following issue(s) cause you distress?
(only includes students that had problems or challenges with this issue within the last 12 months)
Bullying (for example: making threats, spreading rumors, physical or verbal attacks, or excluding someone from a group)

	Male		Female		Unknown		Total Freq.	Pct.
	Freq.	Pct.	Freq.	Pct.	Freq.	Pct.		
1 No Distress	39	9	108	8	2	18	155	8.3
2 Minimal Distress	198	46	483	36	5	46	711	38.1
3 Moderate Distress	125	29	422	32	2	18	586	31.4
4 High Distress	70	16	314	24	2	18	412	22.1
Valid responses =	432	23	1327	71	11	1	1864	6.2

Invalid responses include no response.

47B14) Within the last 12 months, to what extent did the following issue(s) cause you distress?
(only includes students that had problems or challenges with this issue within the last 12 months)
Cyberbullying (use of technology to harass, threaten, embarrass, or target another person)

	Male		Female		Unknown		Total Freq.	Pct.
	Freq.	Pct.	Freq.	Pct.	Freq.	Pct.		
1 No Distress	44	20	51	9	1	17	101	11.6
2 Minimal Distress	88	40	220	39	3	50	334	38.5
3 Moderate Distress	60	27	167	29	0	0	247	28.5
4 High Distress	30	14	133	23	2	33	186	21.4
Valid responses =	222	26	571	66	6	1	868	2.9

Invalid responses include no response.



AMERICAN COLLEGE HEALTH ASSOCIATION

American College Health Association-National College Health Assessment (ACHA-NCHA III)
Reference Group Data Report - Fall 2019

UNDERGRADUATE STUDENTS

American College Health Association
8455 Colesville Road, Suite 740
Silver Spring, MD 20910
(410) 859-1500
www.acha.org

December 11, 2023
FREQUENCY REPORT
Number of Surveys (n) =

30084 Web Surveys

47B15) Within the last 12 months, to what extent did the following issue(s) cause you distress?

(only includes students that had problems or challenges with this issue within the last 12 months)

Hazing (rituals, challenges, and other activities involving harassment, abuse, embarrassment, ridicule, or humiliation used as a way of initiating a person into a group)

	Male		Female		Unknown		Total		Pct.	
	Freq.	Pct.	Freq.	Pct.	Freq.	Pct.	Freq.	Pct.		
1 No Distress	35	23	50	27	1	33	90	24.5		
2 Minimal Distress	72	48	51	27	2	67	131	35.7		
3 Moderate Distress	28	19	55	29	0	0	86	23.4		
4 High Distress	16	11	32	17	0	0	60	16.3		
Valid responses =	151	41	188	51	3	1	367	1.2		

Invalid responses include no response.

47B16) Within the last 12 months, to what extent did the following issue(s) cause you distress?

(only includes students that had problems or challenges with this issue within the last 12 months)

Microaggression (a subtle but offensive comment or action directed at a minority or other non-dominant group, whether intentional or unintentional, that reinforces a stereotype)

	Male		Female		Unknown		Total		Pct.	
	Freq.	Pct.	Freq.	Pct.	Freq.	Pct.	Freq.	Pct.		
1 No Distress	181	20	278	10	2	8	481	11.8		
2 Minimal Distress	492	53	1478	53	12	50	2157	52.8		
3 Moderate Distress	195	21	763	28	9	38	1084	26.5		
4 High Distress	61	7	251	9	1	4	362	8.9		
Valid responses =	929	23	2770	68	24	1	4084	13.6		

Invalid responses include no response.

47B17) Within the last 12 months, to what extent did the following issue(s) cause you distress?

(only includes students that had problems or challenges with this issue within the last 12 months)

Sexual Harassment (unwelcomed sexual advances, requests for sexual favors, and other verbal or physical conduct of a sexual nature)

	Male		Female		Unknown		Total		Pct.	
	Freq.	Pct.	Freq.	Pct.	Freq.	Pct.	Freq.	Pct.		
1 No Distress	35	13	133	6	2	13	172	6.4		
2 Minimal Distress	119	45	844	38	5	31	1011	37.8		
3 Moderate Distress	61	23	765	34	6	38	883	33.0		
4 High Distress	52	20	506	23	3	19	609	22.8		
Valid responses =	267	10	2248	84	16	1	2675	8.9		

Invalid responses include no response.

47B18) Within the last 12 months, to what extent did the following issue(s) cause you distress?

(only includes students that had problems or challenges with this issue within the last 12 months)

Discrimination (the unjust or prejudicial treatment of a person based on the group, class, or category to which the person is perceived to belong)

	Male		Female		Unknown		Total		Pct.	
	Freq.	Pct.	Freq.	Pct.	Freq.	Pct.	Freq.	Pct.		
1 No Distress	127	16	152	8	3	20	294	9.8		
2 Minimal Distress	365	45	857	45	5	33	1316	44.0		
3 Moderate Distress	220	27	620	32	3	20	922	30.8		
4 High Distress	103	13	287	15	4	27	462	15.4		
Valid responses =	815	27	1916	64	15	1	2994	10.0		

Invalid responses include no response.

47C2) Within the last 12 months, to what extent did the following issue(s) negatively affect your academic performance?

(only includes students that had problems or challenges with this issue within the last 12 months)

Career

	Male		Female		Unknown		Total		Pct.	
	Freq.	Pct.	Freq.	Pct.	Freq.	Pct.	Freq.	Pct.		
1 Did not affect academic performance	1836	63	3880	65	14	40	5949	63.8		
2 Negatively impacted performance in a class	825	28	1536	26	12	34	2479	26.6		
3 Delayed progress towards degree	267	9	584	10	9	26	899	9.6		
Valid responses =	2928	31	6000	64	35	0	9327	31.0		

Invalid responses include no response.

47C3) Within the last 12 months, to what extent did the following issue(s) negatively affect your academic performance?

(only includes students that had problems or challenges with this issue within the last 12 months)

Finances

	Male		Female		Unknown		Total		Pct.	
	Freq.	Pct.	Freq.	Pct.	Freq.	Pct.	Freq.	Pct.		
1 Did not affect academic performance	2529	65	6036	65	22	46	8876	64.6		
2 Negatively impacted performance in a class	1010	26	2246	24	17	35	3424	24.9		
3 Delayed progress towards degree	370	10	989	11	9	19	1447	10.5		
Valid responses =	3909	28	9271	67	48	0	13747	45.7		

Invalid responses include no response.



AMERICAN COLLEGE HEALTH ASSOCIATION

American College Health Association-National College Health Assessment (ACHA-NCHA III)
Reference Group Data Report - Fall 2019

UNDERGRADUATE STUDENTS

American College Health Association
8455 Colesville Road, Suite 740
Silver Spring, MD 20910
(410) 859-1500
www.acha.org

December 11, 2023
FREQUENCY REPORT
Number of Surveys (n) =

30084 Web Surveys

47C4) Within the last 12 months, to what extent did the following issue(s) negatively affect your academic performance?
(only includes students that had problems or challenges with this issue within the last 12 months)

Procrastination

	Male		Female		Unknown		Total Freq.	Pct.	
	Freq.	Pct.	Freq.	Pct.	Freq.	Pct.			
1 Did not affect academic performance	2325	33	4998	36	17	27	7548	34.9	
2 Negatively impacted performance in a class	4124	58	7517	55	34	54	12104	56.0	
3 Delayed progress towards degree	641	9	1232	9	12	19	1980	9.2	
Valid responses =	7090	33	13747	64	63	0	21632	71.9	

Invalid responses include no response.

47C5) Within the last 12 months, to what extent did the following issue(s) negatively affect your academic performance?
(only includes students that had problems or challenges with this issue within the last 12 months)

Faculty

	Male		Female		Unknown		Total Freq.	Pct.	
	Freq.	Pct.	Freq.	Pct.	Freq.	Pct.			
1 Did not affect academic performance	418	42	920	45	12	71	1410	43.9	
2 Negatively impacted performance in a class	460	46	883	44	4	24	1422	44.3	
3 Delayed progress towards degree	126	13	225	11	1	6	381	11.9	
Valid responses =	1004	31	2028	63	17	1	3213	10.7	

Invalid responses include no response.

47C6) Within the last 12 months, to what extent did the following issue(s) negatively affect your academic performance?
(only includes students that had problems or challenges with this issue within the last 12 months)

Family

	Male		Female		Unknown		Total Freq.	Pct.	
	Freq.	Pct.	Freq.	Pct.	Freq.	Pct.			
1 Did not affect academic performance	1792	70	4913	67	19	53	7009	67.3	
2 Negatively impacted performance in a class	618	24	1964	27	16	44	2748	26.4	
3 Delayed progress towards degree	135	5	484	7	1	3	665	6.4	
Valid responses =	2545	24	7361	71	36	0	10422	34.6	

Invalid responses include no response.

47C7) Within the last 12 months, to what extent did the following issue(s) negatively affect your academic performance?
(only includes students that had problems or challenges with this issue within the last 12 months)

Intimate relationships

	Male		Female		Unknown		Total Freq.	Pct.	
	Freq.	Pct.	Freq.	Pct.	Freq.	Pct.			
1 Did not affect academic performance	2427	69	5057	68	22	52	7736	68.1	
2 Negatively impacted performance in a class	921	26	2055	28	18	43	3131	27.6	
3 Delayed progress towards degree	147	4	309	4	2	5	491	4.3	
Valid responses =	3495	31	7421	65	42	0	11358	37.8	

Invalid responses include no response.

47C8) Within the last 12 months, to what extent did the following issue(s) negatively affect your academic performance?
(only includes students that had problems or challenges with this issue within the last 12 months)

Roommate/housemate

	Male		Female		Unknown		Total Freq.	Pct.	
	Freq.	Pct.	Freq.	Pct.	Freq.	Pct.			
1 Did not affect academic performance	1508	79	4159	78	12	67	5863	78.3	
2 Negatively impacted performance in a class	347	18	1003	19	4	22	1423	19.0	
3 Delayed progress towards degree	45	2	140	3	2	11	201	2.7	
Valid responses =	1900	25	5302	71	18	0	7487	24.9	

Invalid responses include no response.

47C9) Within the last 12 months, to what extent did the following issue(s) negatively affect your academic performance?
(only includes students that had problems or challenges with this issue within the last 12 months)

Peers

	Male		Female		Unknown		Total Freq.	Pct.	
	Freq.	Pct.	Freq.	Pct.	Freq.	Pct.			
1 Did not affect academic performance	1585	79	4026	81	15	54	5857	79.5	
2 Negatively impacted performance in a class	382	19	863	17	8	29	1333	18.1	
3 Delayed progress towards degree	51	3	106	2	5	18	181	2.5	
Valid responses =	2018	27	4995	68	28	0	7371	24.5	

Invalid responses include no response.



AMERICAN COLLEGE HEALTH ASSOCIATION

American College Health Association-National College Health Assessment (ACHA-NCHA III)
Reference Group Data Report - Fall 2019

UNDERGRADUATE STUDENTS

American College Health Association
8455 Colesville Road, Suite 740
Silver Spring, MD 20910
(410) 859-1500
www.acha.org

December 11, 2023
FREQUENCY REPORT
Number of Surveys (n) =

30084 Web Surveys

47C10) Within the last 12 months, to what extent did the following issue(s) negatively affect your academic performance?

(only includes students that had problems or challenges with this issue within the last 12 months)

Personal appearance

	Male		Female		Unknown		Total	
	Freq.	Pct.	Freq.	Pct.	Freq.	Pct.	Freq.	Pct.
1 Did not affect academic performance	2742	86	8165	85	32	71	11366	85.2
2 Negatively impacted performance in a class	386	12	1199	13	9	20	1700	12.7
3 Delayed progress towards degree	51	2	197	2	4	9	273	2.0
Valid responses =	3179	24	9561	72	45	0	13339	44.3

Invalid responses include no response.

47C11) Within the last 12 months, to what extent did the following issue(s) negatively affect your academic performance?

(only includes students that had problems or challenges with this issue within the last 12 months)

Health of someone close to me

	Male		Female		Unknown		Total	
	Freq.	Pct.	Freq.	Pct.	Freq.	Pct.	Freq.	Pct.
1 Did not affect academic performance	2110	75	5017	71	24	60	7422	71.8
2 Negatively impacted performance in a class	602	21	1699	24	12	30	2421	23.4
3 Delayed progress towards degree	105	4	347	5	4	10	491	4.8
Valid responses =	2817	27	7063	68	40	0	10334	34.4

Invalid responses include no response.

47C12) Within the last 12 months, to what extent did the following issue(s) negatively affect your academic performance?

(only includes students that had problems or challenges with this issue within the last 12 months)

Death of a family member, friend, or someone close to me

	Male		Female		Unknown		Total	
	Freq.	Pct.	Freq.	Pct.	Freq.	Pct.	Freq.	Pct.
1 Did not affect academic performance	1240	65	2586	58	12	48	3947	59.3
2 Negatively impacted performance in a class	541	28	1547	34	11	44	2184	32.8
3 Delayed progress towards degree	132	7	364	8	2	8	527	7.9
Valid responses =	1913	29	4497	68	25	0	6658	22.1

Invalid responses include no response.

47C13) Within the last 12 months, to what extent did the following issue(s) negatively affect your academic performance?

(only includes students that had problems or challenges with this issue within the last 12 months)

Bullying (for example: making threats, spreading rumors, physical or verbal attacks, or excluding someone from a group)

	Male		Female		Unknown		Total	
	Freq.	Pct.	Freq.	Pct.	Freq.	Pct.	Freq.	Pct.
1 Did not affect academic performance	294	69	913	69	5	46	1271	68.4
2 Negatively impacted performance in a class	113	26	351	27	1	9	490	26.4
3 Delayed progress towards degree	22	5	60	5	5	46	97	5.2
Valid responses =	429	23	1324	71	11	1	1858	6.2

Invalid responses include no response.

47C14) Within the last 12 months, to what extent did the following issue(s) negatively affect your academic performance?

(only includes students that had problems or challenges with this issue within the last 12 months)

Cyberbullying (use of technology to harass, threaten, embarrass, or target another person)

	Male		Female		Unknown		Total	
	Freq.	Pct.	Freq.	Pct.	Freq.	Pct.	Freq.	Pct.
1 Did not affect academic performance	150	68	402	71	3	50	595	68.9
2 Negatively impacted performance in a class	50	23	134	24	1	17	203	23.5
3 Delayed progress towards degree	20	9	32	6	2	33	65	7.5
Valid responses =	220	25	568	66	6	1	863	2.9

Invalid responses include no response.

47C15) Within the last 12 months, to what extent did the following issue(s) negatively affect your academic performance?

(only includes students that had problems or challenges with this issue within the last 12 months)

Hazing (rituals, challenges, and other activities involving harassment, abuse, embarrassment, ridicule, or humiliation used as a way of initiating a person into a group)

	Male		Female		Unknown		Total	
	Freq.	Pct.	Freq.	Pct.	Freq.	Pct.	Freq.	Pct.
1 Did not affect academic performance	106	71	129	69	0	0	245	67.3
2 Negatively impacted performance in a class	31	21	45	24	3	100	86	23.6
3 Delayed progress towards degree	12	8	14	7	0	0	33	9.1
Valid responses =	149	41	188	52	3	1	364	1.2

Invalid responses include no response.



AMERICAN COLLEGE HEALTH ASSOCIATION

American College Health Association-National College Health Assessment (ACHA-NCHA III)
Reference Group Data Report - Fall 2019

UNDERGRADUATE STUDENTS

American College Health Association
8455 Colesville Road, Suite 740
Silver Spring, MD 20910
(410) 859-1500
www.acha.org

December 11, 2023
FREQUENCY REPORT
Number of Surveys (n) =

30084 Web Surveys

47C16) Within the last 12 months, to what extent did the following issue(s) negatively affect your academic performance?
(only includes students that had problems or challenges with this issue within the last 12 months)

Microaggression (a subtle but offensive comment or action directed at a minority or other non-dominant group, whether intentional or unintentional, that reinforces a stereotype) Discrimination (the unjust or prejudicial treatment of a person based on the group, class, or category to which the person is perceived to belong.)

	Male		Female		Unknown		Total	
	Freq.	Pct.	Freq.	Pct.	Freq.	Pct.	Freq.	Pct.
1 Did not affect academic performance	798	86	2351	85	17	71	3446	84.3
2 Negatively impacted performance in a class	103	11	371	13	6	25	543	13.3
3 Delayed progress towards degree	27	3	51	2	1	4	97	2.4
Valid responses =	928	23	2773	68	24	1	4086	13.6

Invalid responses include no response.

47C17) Within the last 12 months, to what extent did the following issue(s) negatively affect your academic performance?
(only includes students that had problems or challenges with this issue within the last 12 months)

Sexual Harassment (unwelcomed sexual advances, requests for sexual favors, and other verbal or physical conduct of a sexual nature)

	Male		Female		Unknown		Total	
	Freq.	Pct.	Freq.	Pct.	Freq.	Pct.	Freq.	Pct.
1 Did not affect academic performance	197	74	1734	77	10	67	2038	76.4
2 Negatively impacted performance in a class	53	20	414	19	3	20	500	18.7
3 Delayed progress towards degree	16	6	94	4	2	13	129	4.8
Valid responses =	266	10	2242	84	15	1	2667	8.9

Invalid responses include no response.

47C18) Within the last 12 months, to what extent did the following issue(s) negatively affect your academic performance?
(only includes students that had problems or challenges with this issue within the last 12 months)

Discrimination

	Male		Female		Unknown		Total	
	Freq.	Pct.	Freq.	Pct.	Freq.	Pct.	Freq.	Pct.
1 Did not affect academic performance	619	76	1463	77	8	53	2241	75.6
2 Negatively impacted performance in a class	152	19	354	19	3	20	581	19.6
3 Delayed progress towards degree	40	5	78	4	4	27	144	4.9
Valid responses =	811	27	1895	64	15	1	2966	9.9

Invalid responses include no response.

48) Within the last 30 days, how would you rate the overall level of stress you have experienced?

	Male		Female		Unknown		Total	
	Freq.	Pct.	Freq.	Pct.	Freq.	Pct.	Freq.	Pct.
1 No stress	333	3	175	1	2	2	518	1.7
2 Low	3169	32	3213	17	19	20	6544	21.8
3 Moderate	4578	46	9571	51	51	53	14581	48.6
4 High	1988	20	5970	32	24	25	8361	27.9
Valid responses =	10068	34	18929	63	96	0	30004	99.7

Invalid responses include no response.

49) Have you ever thought about or attempted to kill yourself?

	Male		Female		Unknown		Total	
	Freq.	Pct.	Freq.	Pct.	Freq.	Pct.	Freq.	Pct.
1 Never	6003	60	10478	55	49	51	16750	55.8
2 Just a brief passing thought	2476	25	4589	24	21	22	7322	24.4
3 Planned at least once, but did not try do it	861	9	1757	9	7	7	2793	9.3
4 Planned at least once, wanted to die	432	4	1027	5	6	6	1600	5.3
5 Attempted, but did not want to die	149	2	504	3	9	9	702	2.3
6 Attempted, really hoped to die	166	2	559	3	4	4	839	2.8
Valid responses =	10087	34	18914	63	96	0	30006	99.7

Invalid responses include no response.

50) How often have you thought about killing yourself in the past year?

	Male		Female		Unknown		Total	
	Freq.	Pct.	Freq.	Pct.	Freq.	Pct.	Freq.	Pct.
1 Never	7238	72	12740	67	53	58	20400	68.0
2 Rarely (1 time)	1257	13	2721	14	15	16	4132	13.8
3 Sometimes (2 times)	735	7	1805	10	11	12	2715	9.1
4 Often (3-4 times)	377	4	857	5	8	9	1335	4.5
5 Very often (5 or more times)	472	5	787	4	5	5	1404	4.7
Valid responses =	10079	34	18910	63	92	0	29986	99.7

Invalid responses include no response.



AMERICAN COLLEGE HEALTH ASSOCIATION

American College Health Association-National College Health Assessment (ACHA-NCHA III)
Reference Group Data Report - Fall 2019

UNDERGRADUATE STUDENTS

American College Health Association
8455 Colesville Road, Suite 740
Silver Spring, MD 20910
(410) 859-1500
www.acha.org

December 11, 2023
FREQUENCY REPORT
Number of Surveys (n) =

30084 Web Surveys

51) Have you ever told someone that you were going to commit suicide, or that you might do it?

	Male		Female		Unknown		Total		
	Freq.	Pct.	Freq.	Pct.	Freq.	Pct.	Freq.	Pct.	
1 No	8509	84	15241	81	71	79	24376	81.3	
2 Yes, one time, did not want to die	818	8	1793	10	7	8	2724	9.1	
3 Yes, one time, wanted to die	355	4	921	5	6	7	1387	4.6	
4 Yes, more than once, did not want to do it	249	3	497	3	4	4	808	2.7	
5 Yes, more than once, wanted to do it	149	2	465	3	2	2	698	2.3	
Valid responses =	10080	34	18917	63	90	0	29993	99.7	

Invalid responses include no response.

52) How likely is it that you will attempt suicide someday?

	Male		Female		Unknown		Total		
	Freq.	Pct.	Freq.	Pct.	Freq.	Pct.	Freq.	Pct.	
0 Never	6938	69	13060	69	58	64	20378	67.9	
1 No chance at all	1366	14	2408	13	10	11	3934	13.1	
2 Rather unlikely	1178	12	2166	11	14	15	3584	11.9	
3 Unlikely	376	4	818	4	8	9	1315	4.4	
4 Likely	138	1	346	2	1	1	547	1.8	
5 Rather likely	54	1	71	0	0	0	145	0.5	
6 Very likely	35	0	57	0	0	0	106	0.4	
Valid responses =	10085	34	18926	63	91	0	30009	99.8	

Invalid responses include no response.

53) Within the last 12 months, have you attempted suicide?

	Male		Female		Unknown		Total		
	Freq.	Pct.	Freq.	Pct.	Freq.	Pct.	Freq.	Pct.	
1 No	9775	97	18457	98	92	97	29170	97.3	
2 Yes	300	3	455	2	3	3	820	2.7	
Valid responses =	10075	34	18912	63	95	0	29990	99.7	

Invalid responses include no response.

54A) Have you ever received psychological or mental health services?

	Male		Female		Unknown		Total		
	Freq.	Pct.	Freq.	Pct.	Freq.	Pct.	Freq.	Pct.	
1 No	6940	69	10201	54	51	56	17500	58.3	
2 Yes	3141	31	8733	46	40	44	12520	41.7	
Valid responses =	10081	34	18934	63	91	0	30020	99.8	

Invalid responses include no response.

54B) Within in the last 12 months, have you received psychological or mental health services?

	Male		Female		Unknown		Total		
	Freq.	Pct.	Freq.	Pct.	Freq.	Pct.	Freq.	Pct.	
1 No	8440	84	13405	71	60	67	22379	74.6	
2 Yes	1635	16	5518	29	29	33	7621	25.4	
Valid responses =	10075	34	18923	63	89	0	30000	99.7	

Invalid responses include no response.

54C1) Were the psychological or mental health services you received in the last 12 months provided by: (only includes students that received psychological or mental health services within the last 12 months) My current campus health and/or counseling center?

	Male		Female		Unknown		Total		
	Freq.	Pct.	Freq.	Pct.	Freq.	Pct.	Freq.	Pct.	
1 No	740	47	2436	45	15	54	3371	45.4	
2 Yes	849	53	2948	55	13	46	4061	54.6	
Valid responses =	1589	21	5384	72	28	0	7432	24.7	

Invalid responses include no response.

54C2) Were the psychological or mental health services you received in the last 12 months provided by: (only includes students that received psychological or mental health services within the last 12 months) A mental health provider in the local community near my campus?

	Male		Female		Unknown		Total		
	Freq.	Pct.	Freq.	Pct.	Freq.	Pct.	Freq.	Pct.	
1 No	1249	80	4166	78	22	76	5734	78.2	
2 Yes	312	20	1146	22	7	24	1594	21.8	
Valid responses =	1561	21	5312	72	29	0	7328	24.4	

Invalid responses include no response.

54C3) Were the psychological or mental health services you received in the last 12 months provided by: (only includes students that received psychological or mental health services within the last 12 months) A mental health provider in my home town?

	Male		Female		Unknown		Total		
	Freq.	Pct.	Freq.	Pct.	Freq.	Pct.	Freq.	Pct.	
1 No	887	56	2715	50	14	50	3838	51.7	
2 Yes	694	44	2669	50	14	50	3582	48.3	
Valid responses =	1581	21	5384	73	28	0	7420	24.7	

Invalid responses include no response.

54C4) Were the psychological or mental health services you received in the last 12 months provided by: (only includes students that received psychological or mental health services within the last 12 months)



AMERICAN COLLEGE HEALTH ASSOCIATION

American College Health Association-National College Health Assessment (ACHA-NCHA III)
Reference Group Data Report - Fall 2019

UNDERGRADUATE STUDENTS

American College Health Association
8455 Colesville Road, Suite 740
Silver Spring, MD 20910
(410) 859-1500
www.acha.org

December 11, 2023
FREQUENCY REPORT
Number of Surveys (n) =

30084 Web Surveys

A mental health provider not described above

	Male		Female		Unknown		Total		Pct.
	Freq.	Pct.	Freq.	Pct.	Freq.	Pct.	Freq.	Pct.	
1 No	1269	90	4285	93	19	86	5902	92.0	
2 Yes	140	10	331	7	3	14	513	8.0	
Valid responses =	1409	22	4616	72	22	0	6415	21.3	

Invalid responses include no response.

55A) Within the last 12 months, have you visited any medical provider (for example: a nurse practitioner, physician assistant, primary care doctor, or other type of medical doctor) for a check-up or any other medical reasons?

	Male		Female		Unknown		Total		Pct.
	Freq.	Pct.	Freq.	Pct.	Freq.	Pct.	Freq.	Pct.	
1 No	4034	40	4360	23	26	29	8663	28.9	
2 Yes	6043	60	14571	77	63	71	21347	71.1	
Valid responses =	10077	34	18931	63	89	0	30010	99.8	

Invalid responses include no response.

55B1) Were the medical services you received in the last 12 months provided by: (only includes students that visited any medical provider within the last 12 months) My current campus health center?

	Male		Female		Unknown		Total		Pct.
	Freq.	Pct.	Freq.	Pct.	Freq.	Pct.	Freq.	Pct.	
1 No	3959	70	8915	64	40	70	13327	65.6	
2 Yes	1736	31	5006	36	17	30	6991	34.4	
Valid responses =	5695	28	13921	69	57	0	20318	67.5	

Invalid responses include no response.

55B2) Were the medical services you received in the last 12 months provided by: (only includes students that visited any medical provider within the last 12 months) A medical service provider in the local community near my campus?

	Male		Female		Unknown		Total		Pct.
	Freq.	Pct.	Freq.	Pct.	Freq.	Pct.	Freq.	Pct.	
1 No	4334	77	10104	73	44	76	14906	73.8	
2 Yes	1333	24	3728	27	14	24	5289	26.2	
Valid responses =	5667	28	13832	68	58	0	20195	67.1	

Invalid responses include no response.

55B3) Were the medical services you received in the last 12 months provided by: (only includes students that visited any medical provider within the last 12 months) A medical service provider in my home town?

	Male		Female		Unknown		Total		Pct.
	Freq.	Pct.	Freq.	Pct.	Freq.	Pct.	Freq.	Pct.	
1 No	1249	21	2711	19	14	24	4166	20.0	
2 Yes	4615	79	11526	81	45	76	16655	80.0	
Valid responses =	5864	28	14237	68	59	0	20821	69.2	

Invalid responses include no response.

55B4) Were the medical services you received in the last 12 months provided by: (only includes students that visited any medical provider within the last 12 months) A medical service provider not described above?

	Male		Female		Unknown		Total		Pct.
	Freq.	Pct.	Freq.	Pct.	Freq.	Pct.	Freq.	Pct.	
1 No	4499	94	11036	95	47	94	16081	94.4	
2 Yes	294	6	618	5	3	6	961	5.6	
Valid responses =	4793	28	11654	68	50	0	17042	56.6	

Invalid responses include no response.

56) Have you had a gynecologic visit or exam (for example: contraception, STI testing, pelvic exam, or pap test) with a healthcare provider (for example: OB-GYN, nurse practitioner, or physician's assistant)?

	Male		Female		Unknown		Total		Pct.
	Freq.	Pct.	Freq.	Pct.	Freq.	Pct.	Freq.	Pct.	
1 No	6791	67	9429	50	54	61	16776	55.9	
2 Yes	511	5	9181	49	23	26	10004	33.3	
3 Don't know	210	2	198	1	2	2	432	1.4	
4 Not applicable	2572	26	128	1	10	11	2811	9.4	
Valid responses =	10084	34	18936	63	89	0	30023	99.8	

Invalid responses include no response.

57) Have you had a dental exam and cleaning in the last 12 months?

	Male		Female		Unknown		Total		Pct.
	Freq.	Pct.	Freq.	Pct.	Freq.	Pct.	Freq.	Pct.	
1 No	2455	24	4130	22	20	21	6878	22.9	
2 Yes	7439	74	14378	76	72	77	22502	74.9	
3 Don't know	190	2	433	2	2	2	653	2.2	
Valid responses =	10084	34	18941	63	94	0	30033	99.8	

Invalid responses include no response.



AMERICAN COLLEGE HEALTH ASSOCIATION

American College Health Association-National College Health Assessment (ACHA-NCHA III)
Reference Group Data Report - Fall 2019

UNDERGRADUATE STUDENTS

American College Health Association
8455 Colesville Road, Suite 740
Silver Spring, MD 20910
(410) 859-1500
www.acha.org

December 11, 2023
FREQUENCY REPORT
Number of Surveys (n) =

30084 Web Surveys

58) When you are outdoors in the sun, how often do you wear sunscreen?

	Male		Female		Unknown		Total		Pct.
	Freq.	Pct.	Freq.	Pct.	Freq.	Pct.	Freq.	Pct.	
1 Never	2313	23	2445	13	17	18	4971	16.5	
2 Rarely	3423	34	4517	24	17	18	8216	27.4	
3 Sometimes	2707	27	5817	31	37	40	8810	29.3	
4 Usually	1380	14	4648	25	16	17	6204	20.7	
5 Always	260	3	1522	8	6	7	1838	6.1	
Valid responses =	10083	34	18949	63	93	0	30039	99.9	

Invalid responses include no response.

59A) When you are outdoors in the sun, how often do you do the following to protect your skin from ultraviolet (UV) exposure?

Wear a shirt with sleeves

	Male		Female		Unknown		Total		Pct.
	Freq.	Pct.	Freq.	Pct.	Freq.	Pct.	Freq.	Pct.	
1 Never	1835	18	3799	20	16	18	5818	19.5	
2 Rarely	2028	20	4208	22	15	17	6410	21.5	
3 Sometimes	2654	26	6034	32	26	29	8968	30.0	
4 Usually	2365	24	3645	19	24	27	6245	20.9	
5 Always	1155	12	1156	6	8	9	2437	8.2	
Valid responses =	10037	34	18842	63	89	0	29878	99.3	

Invalid responses include no response.

59B) When you are outdoors in the sun, how often do you do the following to protect your skin from ultraviolet (UV) exposure?

Wear sunglasses

	Male		Female		Unknown		Total		Pct.
	Freq.	Pct.	Freq.	Pct.	Freq.	Pct.	Freq.	Pct.	
1 Never	2023	20	2726	14	17	19	4965	16.6	
2 Rarely	1733	17	2849	15	14	16	4743	15.8	
3 Sometimes	2533	25	4937	26	20	23	7703	25.7	
4 Usually	2472	25	5623	30	22	25	8344	27.9	
5 Always	1285	13	2748	15	16	18	4172	13.9	
Valid responses =	10046	34	18883	63	89	0	29927	99.5	

Invalid responses include no response.

59C) When you are outdoors in the sun, how often do you do the following to protect your skin from ultraviolet (UV) exposure?

Stay in the shade

	Male		Female		Unknown		Total		Pct.
	Freq.	Pct.	Freq.	Pct.	Freq.	Pct.	Freq.	Pct.	
1 Never	558	6	864	5	3	3	1479	4.9	
2 Rarely	1178	12	2235	12	5	6	3490	11.7	
3 Sometimes	4193	42	7593	40	31	36	12111	40.5	
4 Usually	3426	34	6567	35	36	41	10404	34.8	
5 Always	684	7	1621	9	12	14	2430	8.1	
Valid responses =	10039	34	18880	63	87	0	29914	99.4	

Invalid responses include no response.

59D) When you are outdoors in the sun, how often do you do the following to protect your skin from ultraviolet (UV) exposure?

Wear a hat

	Male		Female		Unknown		Total		Pct.
	Freq.	Pct.	Freq.	Pct.	Freq.	Pct.	Freq.	Pct.	
1 Never	2117	21	5031	27	26	30	7428	24.9	
2 Rarely	1987	20	5049	27	25	29	7270	24.4	
3 Sometimes	2907	29	5980	32	18	21	9144	30.6	
4 Usually	2038	20	2165	12	16	18	4373	14.7	
5 Always	967	10	604	3	2	2	1623	5.4	
Valid responses =	10016	34	18829	63	87	0	29838	99.2	

Invalid responses include no response.



AMERICAN COLLEGE HEALTH ASSOCIATION

American College Health Association-National College Health Assessment (ACHA-NCHA III)
Reference Group Data Report - Fall 2019

UNDERGRADUATE STUDENTS

American College Health Association
8455 Colesville Road, Suite 740
Silver Spring, MD 20910
(410) 859-1500
www.acha.org

December 11, 2023
FREQUENCY REPORT
Number of Surveys (n) =

30084 Web Surveys

60) In the last 12 months, how many times have you spent time outdoors with the intention of getting a tan?

	Male		Female		Unknown		Total	
	Freq.	Pct.	Freq.	Pct.	Freq.	Pct.	Freq.	Pct.
0 0 times	6044	61	7140	38	45	55	13778	46.5
1 1 time	393	4	710	4	1	1	1137	3.8
2 2 times	595	6	1273	7	11	13	1937	6.5
3 3 times	392	4	998	5	4	5	1426	4.8
4 4 times	214	2	609	3	2	2	850	2.9
5 5 times	415	4	1239	7	6	7	1701	5.7
6 6 to 10 times	812	8	2398	13	6	7	3277	11.1
7 11 to 15 times	231	2	875	5	1	1	1126	3.8
8 16 to 20 times	284	3	1123	6	2	2	1439	4.9
9 21 to 49 times	275	3	1217	7	2	2	1523	5.1
10 50 or More times	277	3	1113	6	2	2	1410	4.8
Valid responses =	9932	34	18695	63	82	0	29604	98.4

Invalid responses include no response.

	Mean	Median	Std Dev	Min	Max
Male	5.80	0.00	21.14	0	365
Female	10.82	3.00	24.56	0	365
Overall	8.96	1.00	23.54	0	365

61) The Human Papillomavirus (HPV) vaccine (for example: Gardasil, Silgard, or Cervarix) is recommended, but usually not required, and is given in a series of 2 or 3 shots based on your age. Which of the following best describes your vaccination status for HPV?

	Male		Female		Unknown		Total	
	Freq.	Pct.	Freq.	Pct.	Freq.	Pct.	Freq.	Pct.
1 Have not received HPV vaccine	2028	20	3272	17	20	25	5481	18.3
2 Have started, but not completed HPV vaccine	495	5	1290	7	4	5	1848	6.2
3 Completed HPV vaccine	4442	44	10535	56	33	41	15492	51.8
4 I don't know my HPV vaccination status	3090	31	3791	20	24	30	7113	23.8
Valid responses =	10055	34	18888	63	81	0	29934	99.5

Invalid responses include no response.

62) Did you have a flu vaccine within the last 12 months?

	Male		Female		Unknown		Total	
	Freq.	Pct.	Freq.	Pct.	Freq.	Pct.	Freq.	Pct.
1 No	4780	48	8919	47	41	48	14199	47.4
2 Yes	4430	44	8821	47	34	40	13656	45.6
3 Don't know	859	9	1156	6	11	13	2103	7.0
Valid responses =	10069	34	18896	63	86	0	29958	99.6

Invalid responses include no response.

63A1) Within the last 12 months, have you been diagnosed by a healthcare professional with any of the following?

Bronchitis

	Male		Female		Unknown		Total	
	Freq.	Pct.	Freq.	Pct.	Freq.	Pct.	Freq.	Pct.
1 No	9752	97	17720	94	77	93	28393	95.0
2 Yes	276	3	1140	6	6	7	1486	5.0
Valid responses =	10028	34	18860	63	83	0	29879	99.3

Invalid responses include no response.

63A2) Within the last 12 months, have you been diagnosed by a healthcare professional with any of the following?

Chlamydia

	Male		Female		Unknown		Total	
	Freq.	Pct.	Freq.	Pct.	Freq.	Pct.	Freq.	Pct.
1 No	9884	99	18335	98	83	100	29183	98.5
2 Yes	80	1	354	2	0	0	454	1.5
Valid responses =	9964	34	18689	63	83	0	29637	98.5

Invalid responses include no response.

63A3) Within the last 12 months, have you been diagnosed by a healthcare professional with any of the following?

Chicken Pox (Varicella)

	Male		Female		Unknown		Total	
	Freq.	Pct.	Freq.	Pct.	Freq.	Pct.	Freq.	Pct.
1 No	9896	100	18543	100	82	100	29416	99.6
2 Yes	30	0	79	0	0	0	121	0.4
Valid responses =	9926	34	18622	63	82	0	29537	98.2

Invalid responses include no response.

63A4) Within the last 12 months, have you been diagnosed by a healthcare professional with any of the following?

Cold/virus or other respiratory illness (for example: sinus infection, ear infection, strep throat, tonsillitis, pharyngitis, or laryngitis)

	Male		Female		Unknown		Total	
	Freq.	Pct.	Freq.	Pct.	Freq.	Pct.	Freq.	Pct.
1 No	7207	72	10708	57	57	69	18527	61.9
2 Yes	2835	28	8164	43	26	31	11380	38.1
Valid responses =	10042	34	18872	63	83	0	29907	99.4

Invalid responses include no response.

63A5) Within the last 12 months, have you been diagnosed by a healthcare professional with any of the following?

Concussion



AMERICAN COLLEGE HEALTH ASSOCIATION

American College Health Association-National College Health Assessment (ACHA-NCHA III)
Reference Group Data Report - Fall 2019

UNDERGRADUATE STUDENTS

American College Health Association
8455 Colesville Road, Suite 740
Silver Spring, MD 20910
(410) 859-1500
www.acha.org

December 11, 2023
FREQUENCY REPORT
Number of Surveys (n) =

30084 Web Surveys

	Male		Female		Unknown		Total	
	Freq.	Pct.	Freq.	Pct.	Freq.	Pct.	Freq.	Pct.
1 No	9784	98	18153	96	80	96	28875	96.8
2 Yes	236	2	671	4	3	4	956	3.2
Valid responses =	10020	34	18824	63	83	0	29831	99.2

Invalid responses include no response.

63A6) Within the last 12 months, have you been diagnosed by a healthcare professional with any of the following? Gonorrhea

	Male		Female		Unknown		Total	
	Freq.	Pct.	Freq.	Pct.	Freq.	Pct.	Freq.	Pct.
1 No	9896	100	18536	100	80	99	29394	99.6
2 Yes	46	1	65	0	1	1	129	0.4
Valid responses =	9942	34	18601	63	81	0	29523	98.1

Invalid responses include no response.

63A7) Within the last 12 months, have you been diagnosed by a healthcare professional with any of the following? Flu (influenza) or flu-like illness

	Male		Female		Unknown		Total	
	Freq.	Pct.	Freq.	Pct.	Freq.	Pct.	Freq.	Pct.
1 No	9137	91	16682	88	71	86	26691	89.3
2 Yes	910	9	2184	12	12	15	3212	10.7
Valid responses =	10047	34	18866	63	83	0	29903	99.4

Invalid responses include no response.

63A8) Within the last 12 months, have you been diagnosed by a healthcare professional with any of the following? Mumps

	Male		Female		Unknown		Total	
	Freq.	Pct.	Freq.	Pct.	Freq.	Pct.	Freq.	Pct.
1 No	9905	100	18573	100	79	99	29445	99.8
2 Yes	23	0	30	0	1	1	67	0.2
Valid responses =	9928	34	18603	63	80	0	29512	98.1

Invalid responses include no response.

63A9) Within the last 12 months, have you been diagnosed by a healthcare professional with any of the following? Mononucleosis (mono)

	Male		Female		Unknown		Total	
	Freq.	Pct.	Freq.	Pct.	Freq.	Pct.	Freq.	Pct.
1 No	9795	99	18178	98	78	98	28929	98.1
2 Yes	140	1	406	2	2	3	570	1.9
Valid responses =	9935	34	18584	63	80	0	29499	98.1

Invalid responses include no response.

63A10) Within the last 12 months, have you been diagnosed by a healthcare professional with any of the following? Orthopedic injury (for example: broken bone, fracture, sprain, bursitis, tendinitis, or ligament injury)

	Male		Female		Unknown		Total	
	Freq.	Pct.	Freq.	Pct.	Freq.	Pct.	Freq.	Pct.
1 No	9242	92	16862	89	71	87	26979	90.3
2 Yes	801	8	1989	11	11	13	2907	9.7
Valid responses =	10043	34	18851	63	82	0	29886	99.3

Invalid responses include no response.

63A11) Within the last 12 months, have you been diagnosed by a healthcare professional with any of the following? Pelvic Inflammatory Disease

	Male		Female		Unknown		Total	
	Freq.	Pct.	Freq.	Pct.	Freq.	Pct.	Freq.	Pct.
1 No	10019	100	18794	100	81	99	29785	99.7
2 Yes	15	0	58	0	1	1	89	0.3
Valid responses =	10034	34	18852	63	82	0	29874	99.3

Invalid responses include no response.

63A12) Within the last 12 months, have you been diagnosed by a healthcare professional with any of the following? Pneumonia

	Male		Female		Unknown		Total	
	Freq.	Pct.	Freq.	Pct.	Freq.	Pct.	Freq.	Pct.
1 No	9854	99	18387	98	79	98	29194	98.4
2 Yes	119	1	327	2	2	3	472	1.6
Valid responses =	9973	34	18714	63	81	0	29666	98.6

Invalid responses include no response.



AMERICAN COLLEGE HEALTH ASSOCIATION

American College Health Association-National College Health Assessment (ACHA-NCHA III)
Reference Group Data Report - Fall 2019

UNDERGRADUATE STUDENTS

American College Health Association
8455 Colesville Road, Suite 740
Silver Spring, MD 20910
(410) 859-1500
www.acha.org

December 11, 2023
FREQUENCY REPORT
Number of Surveys (n) =

30084 Web Surveys

63A13) Within the last 12 months, have you been diagnosed by a healthcare professional with any of the following?

Shingles

	Male		Female		Unknown		Total		Pct.
	Freq.	Pct.	Freq.	Pct.	Freq.	Pct.	Freq.	Pct.	
1 No	9915	100	18613	100	79	99	29490	99.7	
2 Yes	28	0	60	0	1	1	102	0.3	
Valid responses =	9943	34	18673	63	80	0	29592	98.4	

Invalid responses include no response.

63A14) Within the last 12 months, have you been diagnosed by a healthcare professional with any of the following?

Stomach or GI virus or bug, food poisoning, or gastritis

	Male		Female		Unknown		Total		Pct.
	Freq.	Pct.	Freq.	Pct.	Freq.	Pct.	Freq.	Pct.	
1 No	9375	94	16721	89	75	90	26958	90.3	
2 Yes	652	7	2109	11	8	10	2886	9.7	
Valid responses =	10027	34	18830	63	83	0	29844	99.2	

Invalid responses include no response.

63A15) Within the last 12 months, have you been diagnosed by a healthcare professional with any of the following?

Urinary tract infection

	Male		Female		Unknown		Total		Pct.
	Freq.	Pct.	Freq.	Pct.	Freq.	Pct.	Freq.	Pct.	
1 No	9946	99	16160	86	77	93	26977	90.3	
2 Yes	79	1	2694	14	6	7	2891	9.7	
Valid responses =	10025	34	18854	63	83	0	29868	99.3	

Invalid responses include no response.

63A16) Within the last 12 months, have you been diagnosed by a healthcare professional with any of the following?

Other short-term, temporary illness not listed above

	Male		Female		Unknown		Total		Pct.
	Freq.	Pct.	Freq.	Pct.	Freq.	Pct.	Freq.	Pct.	
1 No	8775	98	15864	96	70	96	25441	96.4	
2 Yes	212	2	689	4	3	4	951	3.6	
Valid responses =	8987	34	16553	63	73	0	26392	87.7	

Invalid responses include no response.

63B1) Within the last 12 months, to what extent did the following negatively affect your academic performance?

(only includes students who have been diagnosed within the last 12 months)

Bronchitis

	Male		Female		Unknown		Total		Pct.
	Freq.	Pct.	Freq.	Pct.	Freq.	Pct.	Freq.	Pct.	
1 Did not affect academic performance	156	59	571	51	1	20	749	51.7	
2 Negatively impacted performance in a class	99	37	491	44	3	60	629	43.4	
3 Delayed progress towards degree	11	4	54	5	1	20	72	5.0	
Valid responses =	266	18	1116	77	5	0	1450	4.8	

Invalid responses include no response.

63B2) Within the last 12 months, to what extent did the following negatively affect your academic performance?

(only includes students who have been diagnosed within the last 12 months)

Chlamydia

	Male		Female		Unknown		Total		Pct.
	Freq.	Pct.	Freq.	Pct.	Freq.	Pct.	Freq.	Pct.	
1 Did not affect academic performance	65	89	285	85	0	0	357	83.6	
2 Negatively impacted performance in a class	7	10	41	12	0	0	52	12.2	
3 Delayed progress towards degree	1	1	10	3	0	0	18	4.2	
Valid responses =	73	17	336	79	0	0	427	1.4	

Invalid responses include no response.

63B3) Within the last 12 months, to what extent did the following negatively affect your academic performance?

(only includes students who have been diagnosed within the last 12 months)

Chicken Pox (Varicella)

	Male		Female		Unknown		Total		Pct.
	Freq.	Pct.	Freq.	Pct.	Freq.	Pct.	Freq.	Pct.	
1 Did not affect academic performance	21	78	63	85	0	0	86	76.8	
2 Negatively impacted performance in a class	3	11	5	7	0	0	12	10.7	
3 Delayed progress towards degree	3	11	6	8	0	0	14	12.5	
Valid responses =	27	24	74	66	0	0	112	0.4	

Invalid responses include no response.



AMERICAN COLLEGE HEALTH ASSOCIATION

American College Health Association-National College Health Assessment (ACHA-NCHA III)
Reference Group Data Report - Fall 2019

UNDERGRADUATE STUDENTS

American College Health Association
8455 Colesville Road, Suite 740
Silver Spring, MD 20910
(410) 859-1500
www.acha.org

December 11, 2023
FREQUENCY REPORT
Number of Surveys (n) =

30084 Web Surveys

63B4) Within the last 12 months, to what extent did the following negatively affect your academic performance?

(only includes students who have been diagnosed within the last 12 months)

Cold/virus or other respiratory illness (for example: sinus infection, ear infection, strep throat, tonsillitis, pharyngitis, or laryngitis)

	Male		Female		Unknown		Total	Pct.	
	Freq.	Pct.	Freq.	Pct.	Freq.	Pct.			
1 Did not affect academic performance	1750	63	4517	56	12	46	6425	57.2	
2 Negatively impacted performance in a class	992	36	3342	41	13	50	4537	40.4	
3 Delayed progress towards degree	47	2	207	3	1	4	267	2.4	
Valid responses =	2789	25	8066	72	26	0	11229	37.3	

Invalid responses include no response.

63B5) Within the last 12 months, to what extent did the following negatively affect your academic performance?

(only includes students who have been diagnosed within the last 12 months)

Concussion

	Male		Female		Unknown		Total	Pct.	
	Freq.	Pct.	Freq.	Pct.	Freq.	Pct.			
1 Did not affect academic performance	85	38	215	33	0	0	310	33.5	
2 Negatively impacted performance in a class	112	50	368	56	3	100	510	55.1	
3 Delayed progress towards degree	28	12	69	11	0	0	105	11.4	
Valid responses =	225	24	652	70	3	0	925	3.1	

Invalid responses include no response.

63B6) Within the last 12 months, to what extent did the following negatively affect your academic performance?

(only includes students who have been diagnosed within the last 12 months)

Gonorrhea

	Male		Female		Unknown		Total	Pct.	
	Freq.	Pct.	Freq.	Pct.	Freq.	Pct.			
1 Did not affect academic performance	31	76	53	83	0	0	87	71.3	
2 Negatively impacted performance in a class	9	22	7	11	1	100	23	18.9	
3 Delayed progress towards degree	1	2	4	6	0	0	12	9.8	
Valid responses =	41	34	64	52	1	1	122	0.4	

Invalid responses include no response.

63B7) Within the last 12 months, to what extent did the following negatively affect your academic performance?

(only includes students who have been diagnosed within the last 12 months)

Flu (influenza) or flu-like illness

	Male		Female		Unknown		Total	Pct.	
	Freq.	Pct.	Freq.	Pct.	Freq.	Pct.			
1 Did not affect academic performance	462	52	951	44	5	42	1454	46.2	
2 Negatively impacted performance in a class	400	45	1087	51	7	58	1555	49.4	
3 Delayed progress towards degree	24	3	108	5	0	0	140	4.4	
Valid responses =	886	28	2146	68	12	0	3149	10.5	

Invalid responses include no response.

63B8) Within the last 12 months, to what extent did the following negatively affect your academic performance?

(only includes students who have been diagnosed within the last 12 months)

Mumps

	Male		Female		Unknown		Total	Pct.	
	Freq.	Pct.	Freq.	Pct.	Freq.	Pct.			
1 Did not affect academic performance	10	46	24	80	0	0	36	55.4	
2 Negatively impacted performance in a class	9	41	4	13	1	100	17	26.2	
3 Delayed progress towards degree	3	14	2	7	0	0	12	18.5	
Valid responses =	22	34	30	46	1	2	65	0.2	

Invalid responses include no response.

63B9) Within the last 12 months, to what extent did the following negatively affect your academic performance?

(only includes students who have been diagnosed within the last 12 months)

Mononucleosis (mono)

	Male		Female		Unknown		Total	Pct.	
	Freq.	Pct.	Freq.	Pct.	Freq.	Pct.			
1 Did not affect academic performance	59	43	151	38	1	50	214	38.6	
2 Negatively impacted performance in a class	66	49	206	52	1	50	284	51.3	
3 Delayed progress towards degree	11	8	38	10	0	0	56	10.1	
Valid responses =	136	25	395	71	2	0	554	1.8	

Invalid responses include no response.

63B10) Within the last 12 months, to what extent did the following negatively affect your academic performance?

(only includes students who have been diagnosed within the last 12 months)

Orthopedic injury (for example: broken bone, fracture, sprain, bursitis, tendinitis, or ligament injury)

	Male		Female		Unknown		Total	Pct.	
	Freq.	Pct.	Freq.	Pct.	Freq.	Pct.			
1 Did not affect academic performance	564	71	1377	70	6	55	2001	69.5	
2 Negatively impacted performance in a class	199	25	512	26	5	46	755	26.2	
3 Delayed progress towards degree	29	4	84	4	0	0	123	4.3	
Valid responses =	792	28	1973	69	11	0	2879	9.6	

Invalid responses include no response.



AMERICAN COLLEGE HEALTH ASSOCIATION

American College Health Association-National College Health Assessment (ACHA-NCHA III)
Reference Group Data Report - Fall 2019

UNDERGRADUATE STUDENTS

American College Health Association
8455 Colesville Road, Suite 740
Silver Spring, MD 20910
(410) 859-1500
www.acha.org

December 11, 2023
FREQUENCY REPORT
Number of Surveys (n) =

30084 Web Surveys

63B11) Within the last 12 months, to what extent did the following negatively affect your academic performance?

(only includes students who have been diagnosed within the last 12 months)

Pelvic Inflammatory Disease

	Male		Female		Unknown		Total Freq.	Pct.	
	Freq.	Pct.	Freq.	Pct.	Freq.	Pct.			
1 Did not affect academic performance	8	57	35	64	0	0	47	55.3	
2 Negatively impacted performance in a class	2	14	12	22	1	100	19	22.4	
3 Delayed progress towards degree	4	29	8	15	0	0	19	22.4	
Valid responses =	14	16	55	65	1	1	85	0.3	

Invalid responses include no response.

63B12) Within the last 12 months, to what extent did the following negatively affect your academic performance?

(only includes students who have been diagnosed within the last 12 months)

Pneumonia

	Male		Female		Unknown		Total Freq.	Pct.	
	Freq.	Pct.	Freq.	Pct.	Freq.	Pct.			
1 Did not affect academic performance	59	51	145	46	0	0	208	45.5	
2 Negatively impacted performance in a class	46	40	150	47	1	100	209	45.7	
3 Delayed progress towards degree	11	10	22	7	0	0	40	8.8	
Valid responses =	116	25	317	69	1	0	457	1.5	

Invalid responses include no response.

63B13) Within the last 12 months, to what extent did the following negatively affect your academic performance?

(only includes students who have been diagnosed within the last 12 months)

Shingles

	Male		Female		Unknown		Total Freq.	Pct.	
	Freq.	Pct.	Freq.	Pct.	Freq.	Pct.			
1 Did not affect academic performance	16	57	37	63	0	0	55	54.5	
2 Negatively impacted performance in a class	9	32	18	31	1	100	34	33.7	
3 Delayed progress towards degree	3	11	4	7	0	0	12	11.9	
Valid responses =	28	28	59	58	1	1	101	0.3	

Invalid responses include no response.

63B14) Within the last 12 months, to what extent did the following negatively affect your academic performance?

(only includes students who have been diagnosed within the last 12 months)

Stomach or GI virus or bug, food poisoning, or gastritis

	Male		Female		Unknown		Total Freq.	Pct.	
	Freq.	Pct.	Freq.	Pct.	Freq.	Pct.			
1 Did not affect academic performance	399	63	1095	53	4	50	1543	54.4	
2 Negatively impacted performance in a class	212	33	877	42	4	50	1153	40.7	
3 Delayed progress towards degree	26	4	102	5	0	0	138	4.9	
Valid responses =	637	22	2074	73	8	0	2834	9.4	

Invalid responses include no response.

63B15) Within the last 12 months, to what extent did the following negatively affect your academic performance?

(only includes students who have been diagnosed within the last 12 months)

Urinary tract infection

	Male		Female		Unknown		Total Freq.	Pct.	
	Freq.	Pct.	Freq.	Pct.	Freq.	Pct.			
1 Did not affect academic performance	57	75	2010	78	4	67	2140	77.6	
2 Negatively impacted performance in a class	14	18	510	20	2	33	557	20.2	
3 Delayed progress towards degree	5	7	50	2	0	0	61	2.2	
Valid responses =	76	3	2570	93	6	0	2758	9.2	

Invalid responses include no response.

63B16) Within the last 12 months, to what extent did the following negatively affect your academic performance?

(only includes students who have been diagnosed within the last 12 months)

Other short-term, temporary illness not listed above

	Male		Female		Unknown		Total Freq.	Pct.	
	Freq.	Pct.	Freq.	Pct.	Freq.	Pct.			
1 Did not affect academic performance	141	69	441	67	2	67	609	67.1	
2 Negatively impacted performance in a class	53	26	178	27	1	33	248	27.3	
3 Delayed progress towards degree	11	5	36	6	0	0	51	5.6	
Valid responses =	205	23	655	72	3	0	908	3.0	

Invalid responses include no response.

64) Have you ever been tested for HIV?

	Male		Female		Unknown		Total Freq.	Pct.	
	Freq.	Pct.	Freq.	Pct.	Freq.	Pct.			
1 Yes, within the last 12 months	1145	11	3441	18	10	11	4777	15.9	
2 Yes, more than 12 months ago	650	7	1405	7	5	6	2154	7.2	
3 No	7333	73	11986	63	69	76	19970	66.6	
4 Unsure	943	9	2091	11	7	8	3096	10.3	
Valid responses =	10071	34	18923	63	91	0	29997	99.7	

Invalid responses include no response.



AMERICAN COLLEGE HEALTH ASSOCIATION

American College Health Association-National College Health Assessment (ACHA-NCHA III)
Reference Group Data Report - Fall 2019

UNDERGRADUATE STUDENTS

American College Health Association
8455 Colesville Road, Suite 740
Silver Spring, MD 20910
(410) 859-1500
www.acha.org

December 11, 2023
FREQUENCY REPORT
Number of Surveys (n) =

30084 Web Surveys

65A1) Have you ever been diagnosed by a healthcare or mental health professional with any of the following ongoing or chronic conditions?

Acne

	Male		Female		Unknown		Total		Pct.
	Freq.	Pct.	Freq.	Pct.	Freq.	Pct.	Freq.	Pct.	
1 No	7541	76	13544	72	56	68	21788	73.4	
2 Yes	2429	24	5193	28	27	33	7905	26.6	
Valid responses =	9970	34	18737	63	83	0	29693	98.7	

Invalid responses include no response.

65A2) Have you ever been diagnosed by a healthcare or mental health professional with any of the following ongoing or chronic conditions?

ADD/ADHD - Attention Deficit/Hyperactivity Disorder

	Male		Female		Unknown		Total		Pct.
	Freq.	Pct.	Freq.	Pct.	Freq.	Pct.	Freq.	Pct.	
1 No	9043	90	17417	93	75	93	27280	91.4	
2 Yes	986	10	1404	8	6	7	2555	8.6	
Valid responses =	10029	34	18821	63	81	0	29835	99.2	

Invalid responses include no response.

65A3) Have you ever been diagnosed by a healthcare or mental health professional with any of the following ongoing or chronic conditions?

Alcohol or Other Drug-Related Abuse or Addiction

	Male		Female		Unknown		Total		Pct.
	Freq.	Pct.	Freq.	Pct.	Freq.	Pct.	Freq.	Pct.	
1 No	9933	99	18730	99	81	100	29615	99.0	
2 Yes	116	1	150	1	0	0	304	1.0	
Valid responses =	10049	34	18880	63	81	0	29919	99.5	

Invalid responses include no response.

65A4) Have you ever been diagnosed by a healthcare or mental health professional with any of the following ongoing or chronic conditions?

Allergies - food allergy

	Male		Female		Unknown		Total		Pct.
	Freq.	Pct.	Freq.	Pct.	Freq.	Pct.	Freq.	Pct.	
1 No	9132	91	16411	87	74	87	26380	88.4	
2 Yes	871	9	2418	13	11	13	3447	11.6	
Valid responses =	10003	34	18829	63	85	0	29827	99.1	

Invalid responses include no response.

65A5) Have you ever been diagnosed by a healthcare or mental health professional with any of the following ongoing or chronic conditions?

Allergies - animals/pets

	Male		Female		Unknown		Total		Pct.
	Freq.	Pct.	Freq.	Pct.	Freq.	Pct.	Freq.	Pct.	
1 No	8831	88	16222	87	71	88	25879	87.1	
2 Yes	1162	12	2505	13	10	12	3830	12.9	
Valid responses =	9993	34	18727	63	81	0	29709	98.8	

Invalid responses include no response.

65A6) Have you ever been diagnosed by a healthcare or mental health professional with any of the following ongoing or chronic conditions?

Allergies - environmental (for example: pollen, grass, dust, mold)

	Male		Female		Unknown		Total		Pct.
	Freq.	Pct.	Freq.	Pct.	Freq.	Pct.	Freq.	Pct.	
1 No	7412	74	13108	70	59	72	21172	70.9	
2 Yes	2617	26	5728	30	23	28	8681	29.1	
Valid responses =	10029	34	18836	63	82	0	29853	99.2	

Invalid responses include no response.

65A7) Have you ever been diagnosed by a healthcare or mental health professional with any of the following ongoing or chronic conditions?

Anxiety (for example: Generalized Anxiety, Social Anxiety, Panic Disorder, Specific Phobia)

	Male		Female		Unknown		Total		Pct.
	Freq.	Pct.	Freq.	Pct.	Freq.	Pct.	Freq.	Pct.	
1 No	8764	87	13539	72	62	76	22878	76.4	
2 Yes	1296	13	5354	28	20	24	7065	23.6	
Valid responses =	10060	34	18893	63	82	0	29943	99.5	

Invalid responses include no response.

65A8) Have you ever been diagnosed by a healthcare or mental health professional with any of the following ongoing or chronic conditions?

Asthma

	Male		Female		Unknown		Total		Pct.
	Freq.	Pct.	Freq.	Pct.	Freq.	Pct.	Freq.	Pct.	
1 No	8440	85	15496	83	68	83	24717	83.1	
2 Yes	1548	16	3274	17	14	17	5025	16.9	
Valid responses =	9988	34	18770	63	82	0	29742	98.9	

Invalid responses include no response.



AMERICAN COLLEGE HEALTH ASSOCIATION

American College Health Association-National College Health Assessment (ACHA-NCHA III)
Reference Group Data Report - Fall 2019

UNDERGRADUATE STUDENTS

American College Health Association
8455 Colesville Road, Suite 740
Silver Spring, MD 20910
(410) 859-1500
www.acha.org

December 11, 2023
FREQUENCY REPORT

Number of Surveys (n) = 30084 Web Surveys

65A9) Have you ever been diagnosed by a healthcare or mental health professional with any of the following ongoing or chronic conditions?

Autism spectrum

	Male		Female		Unknown		Total	
	Freq.	Pct.	Freq.	Pct.	Freq.	Pct.	Freq.	Pct.
1 No	9775	98	18596	99	75	92	29279	98.7
2 Yes	202	2	109	1	7	9	385	1.3
Valid responses =	9977	34	18705	63	82	0	29664	98.6

Invalid responses include no response.

65A10) Have you ever been diagnosed by a healthcare or mental health professional with any of the following ongoing or chronic conditions?

Bipolar and Related Conditions (for example: Bipolar I, II, Hypomanic Episode)

	Male		Female		Unknown		Total	
	Freq.	Pct.	Freq.	Pct.	Freq.	Pct.	Freq.	Pct.
1 No	9904	99	18431	98	77	95	29254	97.9
2 Yes	138	1	428	2	4	5	636	2.1
Valid responses =	10042	34	18859	63	81	0	29890	99.4

Invalid responses include no response.

65A11) Have you ever been diagnosed by a healthcare or mental health professional with any of the following ongoing or chronic conditions?

Borderline Personality Disorder (BPD), Avoidant Personality, Dependent Personality, or another personality disorder

	Male		Female		Unknown		Total	
	Freq.	Pct.	Freq.	Pct.	Freq.	Pct.	Freq.	Pct.
1 No	10006	100	18692	99	78	95	29640	99.0
2 Yes	53	1	189	1	4	5	292	1.0
Valid responses =	10059	34	18881	63	82	0	29932	99.5

Invalid responses include no response.

65A12) Have you ever been diagnosed by a healthcare or mental health professional with any of the following ongoing or chronic conditions?

Cancer

	Male		Female		Unknown		Total	
	Freq.	Pct.	Freq.	Pct.	Freq.	Pct.	Freq.	Pct.
1 No	9957	99	18693	99	80	99	29616	99.3
2 Yes	66	1	128	1	1	1	214	0.7
Valid responses =	10023	34	18821	63	81	0	29830	99.2

Invalid responses include no response.

65A13) Have you ever been diagnosed by a healthcare or mental health professional with any of the following ongoing or chronic conditions?

Celiac disease

	Male		Female		Unknown		Total	
	Freq.	Pct.	Freq.	Pct.	Freq.	Pct.	Freq.	Pct.
1 No	9852	100	18226	99	76	99	29024	99.2
2 Yes	47	1	161	1	1	1	233	0.8
Valid responses =	9899	34	18387	63	77	0	29257	97.3

Invalid responses include no response.

65A14) Have you ever been diagnosed by a healthcare or mental health professional with any of the following ongoing or chronic conditions?

Chronic pain (for example: back or joint pain, arthritis, nerve pain)

	Male		Female		Unknown		Total	
	Freq.	Pct.	Freq.	Pct.	Freq.	Pct.	Freq.	Pct.
1 No	9652	96	17486	93	69	84	28001	94.0
2 Yes	363	4	1306	7	13	16	1790	6.0
Valid responses =	10015	34	18792	63	82	0	29791	99.0

Invalid responses include no response.

65A15) Have you ever been diagnosed by a healthcare or mental health professional with any of the following ongoing or chronic conditions?

Depression (for example: Major depression, persistent depressive disorder, disruptive mood disorder)

	Male		Female		Unknown		Total	
	Freq.	Pct.	Freq.	Pct.	Freq.	Pct.	Freq.	Pct.
1 No	8900	89	14688	78	65	80	24177	80.9
2 Yes	1150	11	4175	22	16	20	5726	19.1
Valid responses =	10050	34	18863	63	81	0	29903	99.4

Invalid responses include no response.

65A16) Have you ever been diagnosed by a healthcare or mental health professional with any of the following ongoing or chronic conditions?

Diabetes or pre-diabetes/insulin resistance

	Male		Female		Unknown		Total	
	Freq.	Pct.	Freq.	Pct.	Freq.	Pct.	Freq.	Pct.
1 No	9877	98	18415	98	80	99	29247	97.9
2 Yes	161	2	441	2	1	1	636	2.1
Valid responses =	10038	34	18856	63	81	0	29883	99.3

Invalid responses include no response.



AMERICAN COLLEGE HEALTH ASSOCIATION

American College Health Association-National College Health Assessment (ACHA-NCHA III)
Reference Group Data Report - Fall 2019

UNDERGRADUATE STUDENTS

American College Health Association
8455 Colesville Road, Suite 740
Silver Spring, MD 20910
(410) 859-1500
www.acha.org

December 11, 2023
FREQUENCY REPORT

Number of Surveys (n) = 30084 Web Surveys

65A17) Have you ever been diagnosed by a healthcare or mental health professional with any of the following ongoing or chronic conditions? Eating Disorders (for example: Anorexia Nervosa, Bulimia Nervosa, Binge-Eating)

	Male		Female		Unknown		Total	
	Freq.	Pct.	Freq.	Pct.	Freq.	Pct.	Freq.	Pct.
1 No	9951	99	17943	95	75	93	28791	96.3
2 Yes	93	1	932	5	6	7	1119	3.7
Valid responses =	10044	34	18875	63	81	0	29910	99.4

Invalid responses include no response.

65A18) Have you ever been diagnosed by a healthcare or mental health professional with any of the following ongoing or chronic conditions? Endometriosis

	Male		Female		Unknown		Total	
	Freq.	Pct.	Freq.	Pct.	Freq.	Pct.	Freq.	Pct.
1 No	10004	100	18479	98	78	98	29441	98.8
2 Yes	12	0	327	2	2	3	369	1.2
Valid responses =	10016	34	18806	63	80	0	29810	99.1

Invalid responses include no response.

65A19) Have you ever been diagnosed by a healthcare or mental health professional with any of the following ongoing or chronic conditions? Gambling Disorder

	Male		Female		Unknown		Total	
	Freq.	Pct.	Freq.	Pct.	Freq.	Pct.	Freq.	Pct.
1 No	9971	100	18701	100	79	99	29641	99.9
2 Yes	17	0	10	0	1	1	38	0.1
Valid responses =	9988	34	18711	63	80	0	29679	98.7

Invalid responses include no response.

65A20) Have you ever been diagnosed by a healthcare or mental health professional with any of the following ongoing or chronic conditions? Genital herpes

	Male		Female		Unknown		Total	
	Freq.	Pct.	Freq.	Pct.	Freq.	Pct.	Freq.	Pct.
1 No	9888	100	18404	99	76	99	29242	99.3
2 Yes	35	0	140	1	1	1	192	0.7
Valid responses =	9923	34	18544	63	77	0	29434	97.8

Invalid responses include no response.

65A21) Have you ever been diagnosed by a healthcare or mental health professional with any of the following ongoing or chronic conditions? Gastroesophageal Reflux Disease (GERD) or acid reflux

	Male		Female		Unknown		Total	
	Freq.	Pct.	Freq.	Pct.	Freq.	Pct.	Freq.	Pct.
1 No	9830	98	17978	96	78	98	28723	96.3
2 Yes	206	2	830	4	2	3	1106	3.7
Valid responses =	10036	34	18808	63	80	0	29829	99.2

Invalid responses include no response.

65A22) Have you ever been diagnosed by a healthcare or mental health professional with any of the following ongoing or chronic conditions? Heart & vascular disorders (for example: atrial fibrillation or other cardiac arrhythmia, mitral valve prolapse or other valvular heart disease, congenital heart condition)

	Male		Female		Unknown		Total	
	Freq.	Pct.	Freq.	Pct.	Freq.	Pct.	Freq.	Pct.
1 No	9874	98	18442	98	78	96	29265	97.9
2 Yes	173	2	431	2	3	4	641	2.1
Valid responses =	10047	34	18873	63	81	0	29906	99.4

Invalid responses include no response.

65A23) Have you ever been diagnosed by a healthcare or mental health professional with any of the following ongoing or chronic conditions? Hepatitis B or C

	Male		Female		Unknown		Total	
	Freq.	Pct.	Freq.	Pct.	Freq.	Pct.	Freq.	Pct.
1 No	9991	100	18754	100	80	100	29714	99.8
2 Yes	31	0	29	0	0	0	71	0.2
Valid responses =	10022	34	18783	63	80	0	29785	99.0

Invalid responses include no response.

65A24) Have you ever been diagnosed by a healthcare or mental health professional with any of the following ongoing or chronic conditions? High blood pressure (hypertension)

	Male		Female		Unknown		Total	
	Freq.	Pct.	Freq.	Pct.	Freq.	Pct.	Freq.	Pct.
1 No	9712	97	18363	98	79	98	29015	97.7
2 Yes	288	3	360	2	2	3	693	2.3
Valid responses =	10000	34	18723	63	81	0	29708	98.8

Invalid responses include no response.



AMERICAN COLLEGE HEALTH ASSOCIATION

American College Health Association-National College Health Assessment (ACHA-NCHA III)
Reference Group Data Report - Fall 2019

UNDERGRADUATE STUDENTS

American College Health Association
8455 Colesville Road, Suite 740
Silver Spring, MD 20910
(410) 859-1500
www.acha.org

December 11, 2023
FREQUENCY REPORT

Number of Surveys (n) = 30084 Web Surveys

65A25) Have you ever been diagnosed by a healthcare or mental health professional with any of the following ongoing or chronic conditions?

High cholesterol (hyperlipidemia)

	Male		Female		Unknown		Total	
	Freq.	Pct.	Freq.	Pct.	Freq.	Pct.	Freq.	Pct.
1 No	9838	98	18386	98	79	99	29174	97.7
2 Yes	200	2	456	2	1	1	691	2.3
Valid responses =	10038	34	18842	63	80	0	29865	99.3

Invalid responses include no response.

65A26) Have you ever been diagnosed by a healthcare or mental health professional with any of the following ongoing or chronic conditions?

HIV or AIDS

	Male		Female		Unknown		Total	
	Freq.	Pct.	Freq.	Pct.	Freq.	Pct.	Freq.	Pct.
1 No	9928	100	18611	100	80	99	29507	99.8
2 Yes	23	0	12	0	1	1	48	0.2
Valid responses =	9951	34	18623	63	81	0	29555	98.2

Invalid responses include no response.

65A27) Have you ever been diagnosed by a healthcare or mental health professional with any of the following ongoing or chronic conditions?

Human papillomavirus (HPV) or genital warts

	Male		Female		Unknown		Total	
	Freq.	Pct.	Freq.	Pct.	Freq.	Pct.	Freq.	Pct.
1 No	9996	100	18635	99	78	96	29599	99.1
2 Yes	45	0	211	1	3	4	277	0.9
Valid responses =	10041	34	18846	63	81	0	29876	99.3

Invalid responses include no response.

65A28) Have you ever been diagnosed by a healthcare or mental health professional with any of the following ongoing or chronic conditions?

Insomnia

	Male		Female		Unknown		Total	
	Freq.	Pct.	Freq.	Pct.	Freq.	Pct.	Freq.	Pct.
1 No	9703	97	17772	95	72	91	28332	95.2
2 Yes	302	3	1002	5	7	9	1430	4.8
Valid responses =	10005	34	18774	63	79	0	29762	98.9

Invalid responses include no response.

65A29) Have you ever been diagnosed by a healthcare or mental health professional with any of the following ongoing or chronic conditions?

Irritable bowel syndrome (spastic colon or spastic bowel)

	Male		Female		Unknown		Total	
	Freq.	Pct.	Freq.	Pct.	Freq.	Pct.	Freq.	Pct.
1 No	9864	98	18052	96	79	98	28833	96.6
2 Yes	162	2	784	4	2	3	1014	3.4
Valid responses =	10026	34	18836	63	81	0	29847	99.2

Invalid responses include no response.

65A30) Have you ever been diagnosed by a healthcare or mental health professional with any of the following ongoing or chronic conditions?

Migraine headaches

	Male		Female		Unknown		Total	
	Freq.	Pct.	Freq.	Pct.	Freq.	Pct.	Freq.	Pct.
1 No	9469	95	16389	87	73	90	26701	89.9
2 Yes	512	5	2352	13	8	10	3002	10.1
Valid responses =	9981	34	18741	63	81	0	29703	98.7

Invalid responses include no response.

65A31) Have you ever been diagnosed by a healthcare or mental health professional with any of the following ongoing or chronic conditions?

Obsessive-Compulsive and Related Conditions (for example: OCD, Body Dysmorphia, Hoarding, Trichotillomania, other body-focused repetitive behavior disorders)

	Male		Female		Unknown		Total	
	Freq.	Pct.	Freq.	Pct.	Freq.	Pct.	Freq.	Pct.
1 No	9816	98	17964	95	73	90	28666	95.9
2 Yes	233	2	900	5	8	10	1235	4.1
Valid responses =	10049	34	18864	63	81	0	29901	99.4

Invalid responses include no response.

65A32) Have you ever been diagnosed by a healthcare or mental health professional with any of the following ongoing or chronic conditions?

Polycystic Ovarian Syndrome (PCOS)

	Male		Female		Unknown		Total	
	Freq.	Pct.	Freq.	Pct.	Freq.	Pct.	Freq.	Pct.
1 No	9986	100	18138	96	80	99	29060	97.5
2 Yes	11	0	674	4	1	1	732	2.5
Valid responses =	9997	34	18812	63	81	0	29792	99.0

Invalid responses include no response.



AMERICAN COLLEGE HEALTH ASSOCIATION

American College Health Association-National College Health Assessment (ACHA-NCHA III)

Reference Group Data Report - Fall 2019

UNDERGRADUATE STUDENTS

American College Health Association

8455 Colesville Road, Suite 740

Silver Spring, MD 20910

(410) 859-1500

www.acha.org

December 11, 2023

FREQUENCY REPORT

Number of Surveys (n) =

30084 Web Surveys

**65A33) Have you ever been diagnosed by a healthcare or mental health professional with any of the following ongoing or chronic conditions?
PTSD (Posttraumatic Stress Disorder), Acute Stress Disorder, Adjustment Disorder, or another trauma- or stressor-related condition**

	Male		Female		Unknown		Total		Pct.
	Freq.	Pct.	Freq.	Pct.	Freq.	Pct.	Freq.	Pct.	
1 No	9827	98	17830	95	74	91	28504	95.3	
2 Yes	216	2	1044	6	7	9	1401	4.7	
Valid responses =	10043	34	18874	63	81	0	29905	99.4	

Invalid responses include no response.

**65A34) Have you ever been diagnosed by a healthcare or mental health professional with any of the following ongoing or chronic conditions?
Schizophrenia and Other Psychotic Conditions (for example: Schizophrenia, Schizoaffective Disorder, Schizophreniform Disorder, Delusional Disorder)**

	Male		Female		Unknown		Total		Pct.
	Freq.	Pct.	Freq.	Pct.	Freq.	Pct.	Freq.	Pct.	
1 No	9999	100	18820	100	79	98	29779	99.6	
2 Yes	48	1	45	0	2	3	121	0.4	
Valid responses =	10047	34	18865	63	81	0	29900	99.4	

Invalid responses include no response.

**65A35) Have you ever been diagnosed by a healthcare or mental health professional with any of the following ongoing or chronic conditions?
Sleep Apnea**

	Male		Female		Unknown		Total		Pct.
	Freq.	Pct.	Freq.	Pct.	Freq.	Pct.	Freq.	Pct.	
1 No	9837	98	18557	99	77	96	29348	98.4	
2 Yes	188	2	246	1	3	4	466	1.6	
Valid responses =	10025	34	18803	63	80	0	29814	99.1	

Invalid responses include no response.

**65A36) Have you ever been diagnosed by a healthcare or mental health professional with any of the following ongoing or chronic conditions?
Thyroid condition or disorder**

	Male		Female		Unknown		Total		Pct.
	Freq.	Pct.	Freq.	Pct.	Freq.	Pct.	Freq.	Pct.	
1 No	9917	99	18106	97	77	95	28966	97.5	
2 Yes	80	1	620	3	4	5	741	2.5	
Valid responses =	9997	34	18726	63	81	0	29707	98.7	

Invalid responses include no response.

**65A37) Have you ever been diagnosed by a healthcare or mental health professional with any of the following ongoing or chronic conditions?
Tourette's or other neurodevelopmental condition not already listed**

	Male		Female		Unknown		Total		Pct.
	Freq.	Pct.	Freq.	Pct.	Freq.	Pct.	Freq.	Pct.	
1 No	9998	100	18825	100	80	99	29798	99.7	
2 Yes	42	0	38	0	1	1	96	0.3	
Valid responses =	10040	34	18863	63	81	0	29894	99.4	

Invalid responses include no response.

**65A38) Have you ever been diagnosed by a healthcare or mental health professional with any of the following ongoing or chronic conditions?
Traumatic brain injury (TBI)**

	Male		Female		Unknown		Total		Pct.
	Freq.	Pct.	Freq.	Pct.	Freq.	Pct.	Freq.	Pct.	
1 No	9906	99	18605	99	78	98	29476	99.1	
2 Yes	104	1	157	1	2	3	281	0.9	
Valid responses =	10010	34	18762	63	80	0	29757	98.9	

Invalid responses include no response.

**65A39) Have you ever been diagnosed by a healthcare or mental health professional with any of the following ongoing or chronic conditions?
Urinary system disorder (for example: bladder or kidney disease, urinary reflux, interstitial cystitis)**

	Male		Female		Unknown		Total		Pct.
	Freq.	Pct.	Freq.	Pct.	Freq.	Pct.	Freq.	Pct.	
1 No	9994	100	18607	99	80	98	29566	98.8	
2 Yes	53	1	266	1	2	2	348	1.2	
Valid responses =	10047	34	18873	63	82	0	29914	99.4	

Invalid responses include no response.

**65A40) Have you ever been diagnosed by a healthcare or mental health professional with any of the following ongoing or chronic conditions?
Other ongoing or chronic condition not listed above**

	Male		Female		Unknown		Total		Pct.
	Freq.	Pct.	Freq.	Pct.	Freq.	Pct.	Freq.	Pct.	
1 No	9365	97	16788	95	72	91	26982	95.5	
2 Yes	263	3	916	5	7	9	1275	4.5	
Valid responses =	9628	34	17704	63	79	0	28257	93.9	

Invalid responses include no response.



AMERICAN COLLEGE HEALTH ASSOCIATION

American College Health Association-National College Health Assessment (ACHA-NCHA III)
Reference Group Data Report - Fall 2019

UNDERGRADUATE STUDENTS

American College Health Association
8455 Colesville Road, Suite 740
Silver Spring, MD 20910
(410) 859-1500
www.acha.org

December 11, 2023
FREQUENCY REPORT

Number of Surveys (n) = 30084 Web Surveys

65B1) Please indicate in which of the following categories you have an other ongoing or chronic condition that has been diagnosed by a healthcare or mental health professional. (only includes students that selected having an other ongoing or chronic condition not listed above)
Allergic & immunologic disorder

	Male		Female		Unknown		Total		Pct.
	Freq.	Pct.	Freq.	Pct.	Freq.	Pct.	Freq.	Pct.	
1 No	198	82	736	90	5	83	1001	87.0	
2 Yes	43	18	84	10	1	17	150	13.0	
Valid responses =	241	21	820	71	6	1	1151	3.8	

Invalid responses include no response.

65B2) Please indicate in which of the following categories you have an other ongoing or chronic condition that has been diagnosed by a healthcare or mental health professional. (only includes students that selected having an other ongoing or chronic condition not listed above)
Autoimmune disorder

	Male		Female		Unknown		Total		Pct.
	Freq.	Pct.	Freq.	Pct.	Freq.	Pct.	Freq.	Pct.	
1 No	200	84	624	75	5	83	892	76.6	
2 Yes	38	16	212	25	1	17	272	23.4	
Valid responses =	238	20	836	72	6	1	1164	3.9	

Invalid responses include no response.

65B3) Please indicate in which of the following categories you have an other ongoing or chronic condition that has been diagnosed by a healthcare or mental health professional. (only includes students that selected having an other ongoing or chronic condition not listed above)
Blood disorder

	Male		Female		Unknown		Total		Pct.
	Freq.	Pct.	Freq.	Pct.	Freq.	Pct.	Freq.	Pct.	
1 No	213	91	708	87	3	60	989	87.0	
2 Yes	21	9	108	13	2	40	148	13.0	
Valid responses =	234	21	816	72	5	0	1137	3.8	

Invalid responses include no response.

65B4) Please indicate in which of the following categories you have an other ongoing or chronic condition that has been diagnosed by a healthcare or mental health professional. (only includes students that selected having an other ongoing or chronic condition not listed above)
Brain & nervous system disorder

	Male		Female		Unknown		Total		Pct.
	Freq.	Pct.	Freq.	Pct.	Freq.	Pct.	Freq.	Pct.	
1 No	203	85	718	88	5	83	989	86.3	
2 Yes	35	15	101	12	1	17	157	13.7	
Valid responses =	238	21	819	71	6	1	1146	3.8	

Invalid responses include no response.

65B5) Please indicate in which of the following categories you have an other ongoing or chronic condition that has been diagnosed by a healthcare or mental health professional. (only includes students that selected having an other ongoing or chronic condition not listed above)
Hair, skin, nails disorder

	Male		Female		Unknown		Total		Pct.
	Freq.	Pct.	Freq.	Pct.	Freq.	Pct.	Freq.	Pct.	
1 No	197	82	744	91	5	83	1008	87.6	
2 Yes	43	18	78	10	1	17	143	12.4	
Valid responses =	240	21	822	71	6	1	1151	3.8	

Invalid responses include no response.

65B6) Please indicate in which of the following categories you have an other ongoing or chronic condition that has been diagnosed by a healthcare or mental health professional. (only includes students that selected having an other ongoing or chronic condition not listed above)
Digestive system disorder

	Male		Female		Unknown		Total		Pct.
	Freq.	Pct.	Freq.	Pct.	Freq.	Pct.	Freq.	Pct.	
1 No	194	82	675	82	4	67	936	81.2	
2 Yes	44	19	150	18	2	33	217	18.8	
Valid responses =	238	21	825	72	6	1	1153	3.8	

Invalid responses include no response.

65B7) Please indicate in which of the following categories you have an other ongoing or chronic condition that has been diagnosed by a healthcare or mental health professional. (only includes students that selected having an other ongoing or chronic condition not listed above)
Endocrine system disorder

	Male		Female		Unknown		Total		Pct.
	Freq.	Pct.	Freq.	Pct.	Freq.	Pct.	Freq.	Pct.	
1 No	216	92	775	95	5	83	1068	93.4	
2 Yes	19	8	45	6	1	17	76	6.6	
Valid responses =	235	21	820	72	6	1	1144	3.8	

Invalid responses include no response.



AMERICAN COLLEGE HEALTH ASSOCIATION

American College Health Association-National College Health Assessment (ACHA-NCHA III)
Reference Group Data Report - Fall 2019

UNDERGRADUATE STUDENTS

American College Health Association
8455 Colesville Road, Suite 740
Silver Spring, MD 20910
(410) 859-1500
www.acha.org

December 11, 2023
FREQUENCY REPORT

Number of Surveys (n) = 30084 Web Surveys

65B8) Please indicate in which of the following categories you have an other ongoing or chronic condition that has been diagnosed by a healthcare or mental health professional. (only includes students that selected having an other ongoing or chronic condition not listed above)
Eye/ear/nose/throat disorder

	Male		Female		Unknown		Total		Pct.
	Freq.	Pct.	Freq.	Pct.	Freq.	Pct.	Freq.	Pct.	
1 No	204	85	741	91	5	83	1018	88.8	
2 Yes	35	15	78	10	1	17	128	11.2	
Valid responses =	239	21	819	71	6	1	1146	3.8	

Invalid responses include no response.

65B9) Please indicate in which of the following categories you have an other ongoing or chronic condition that has been diagnosed by a healthcare or mental health professional. (only includes students that selected having an other ongoing or chronic condition not listed above)
Heart & vascular disorder

	Male		Female		Unknown		Total		Pct.
	Freq.	Pct.	Freq.	Pct.	Freq.	Pct.	Freq.	Pct.	
1 No	219	93	761	94	5	83	1059	93.5	
2 Yes	17	7	47	6	1	17	74	6.5	
Valid responses =	236	21	808	71	6	1	1133	3.8	

Invalid responses include no response.

65B10) Please indicate in which of the following categories you have an other ongoing or chronic condition that has been diagnosed by a healthcare or mental health professional. (only includes students that selected having an other ongoing or chronic condition not listed above)
Infectious disease

	Male		Female		Unknown		Total		Pct.
	Freq.	Pct.	Freq.	Pct.	Freq.	Pct.	Freq.	Pct.	
1 No	218	94	790	98	4	67	1088	96.5	
2 Yes	15	6	15	2	2	33	39	3.5	
Valid responses =	233	21	805	71	6	1	1127	3.7	

Invalid responses include no response.

65B11) Please indicate in which of the following categories you have an other ongoing or chronic condition that has been diagnosed by a healthcare or mental health professional. (only includes students that selected having an other ongoing or chronic condition not listed above)
Mental health/psychological disorder

	Male		Female		Unknown		Total		Pct.
	Freq.	Pct.	Freq.	Pct.	Freq.	Pct.	Freq.	Pct.	
1 No	199	84	685	84	4	67	941	82.2	
2 Yes	38	16	133	16	2	33	204	17.8	
Valid responses =	237	21	818	71	6	1	1145	3.8	

Invalid responses include no response.

65B12) Please indicate in which of the following categories you have an other ongoing or chronic condition that has been diagnosed by a healthcare or mental health professional. (only includes students that selected having an other ongoing or chronic condition not listed above)
Musculoskeletal disorder

	Male		Female		Unknown		Total		Pct.
	Freq.	Pct.	Freq.	Pct.	Freq.	Pct.	Freq.	Pct.	
1 No	209	87	727	88	4	67	1006	87.3	
2 Yes	31	13	95	12	2	33	146	12.7	
Valid responses =	240	21	822	71	6	1	1152	3.8	

Invalid responses include no response.

65B13) Please indicate in which of the following categories you have an other ongoing or chronic condition that has been diagnosed by a healthcare or mental health professional. (only includes students that selected having an other ongoing or chronic condition not listed above)
Reproductive system disorder

	Male		Female		Unknown		Total		Pct.
	Freq.	Pct.	Freq.	Pct.	Freq.	Pct.	Freq.	Pct.	
1 No	224	96	749	92	5	83	1049	92.2	
2 Yes	10	4	66	8	1	17	89	7.8	
Valid responses =	234	21	815	72	6	1	1138	3.8	

Invalid responses include no response.

65B14) Please indicate in which of the following categories you have an other ongoing or chronic condition that has been diagnosed by a healthcare or mental health professional. (only includes students that selected having an other ongoing or chronic condition not listed above)
Respiratory disorder

	Male		Female		Unknown		Total		Pct.
	Freq.	Pct.	Freq.	Pct.	Freq.	Pct.	Freq.	Pct.	
1 No	218	93	764	96	4	80	1054	94.2	
2 Yes	16	7	35	4	1	20	65	5.8	
Valid responses =	234	21	799	71	5	0	1119	3.7	

Invalid responses include no response.



AMERICAN COLLEGE HEALTH ASSOCIATION

American College Health Association-National College Health Assessment (ACHA-NCHA III)
Reference Group Data Report - Fall 2019

UNDERGRADUATE STUDENTS

American College Health Association
8455 Colesville Road, Suite 740
Silver Spring, MD 20910
(410) 859-1500
www.acha.org

December 11, 2023
FREQUENCY REPORT
Number of Surveys (n) =

30084 Web Surveys

65B15) Please indicate in which of the following categories you have an other ongoing or chronic condition that has been diagnosed by a healthcare or mental health professional. (only includes students that selected having an other ongoing or chronic condition not listed above)
Sleep-wake disorder

	Male		Female		Unknown		Total Freq.	Pct.	
	Freq.	Pct.	Freq.	Pct.	Freq.	Pct.			
1 No	216	92	771	96	5	83	1065	94.2	
2 Yes	20	9	35	4	1	17	66	5.8	
Valid responses =	236	21	806	71	6	1	1131	3.8	

Invalid responses include no response.

65B16) Please indicate in which of the following categories you have an other ongoing or chronic condition that has been diagnosed by a healthcare or mental health professional. (only includes students that selected having an other ongoing or chronic condition not listed above)
Urinary system disorder

	Male		Female		Unknown		Total Freq.	Pct.	
	Freq.	Pct.	Freq.	Pct.	Freq.	Pct.			
1 No	222	95	792	98	5	83	1093	96.3	
2 Yes	13	6	19	2	1	17	42	3.7	
Valid responses =	235	21	811	71	6	1	1135	3.8	

Invalid responses include no response.

65B17) Please indicate in which of the following categories you have an other ongoing or chronic condition that has been diagnosed by a healthcare or mental health professional. (only includes students that selected having an other ongoing or chronic condition not listed above)
Other ongoing or chronic condition not previously reported

	Male		Female		Unknown		Total Freq.	Pct.	
	Freq.	Pct.	Freq.	Pct.	Freq.	Pct.			
1 No	149	69	487	67	1	20	685	67.1	
2 Yes	67	31	238	33	4	80	336	32.9	
Valid responses =	216	21	725	71	5	0	1021	3.4	

Invalid responses include no response.

65C1) Have you ever been diagnosed with any of the following ongoing or chronic allergic & immunologic disorders? (only includes students that selected having an ongoing/chronic allergic & immunologic disorder not listed above)

Anaphylaxis

	Male		Female		Unknown		Total Freq.	Pct.	
	Freq.	Pct.	Freq.	Pct.	Freq.	Pct.			
1 No	37	88	73	89	0	0	122	83.0	
2 Yes	5	12	9	11	1	100	25	17.0	
Valid responses =	42	29	82	56	1	1	147	0.5	

Invalid responses include no response.

65C2) Have you ever been diagnosed with any of the following ongoing or chronic allergic & immunologic disorders? (only includes students that selected having an ongoing/chronic allergic & immunologic disorder not listed above)

Medication allergy

	Male		Female		Unknown		Total Freq.	Pct.	
	Freq.	Pct.	Freq.	Pct.	Freq.	Pct.			
1 No	25	60	52	63	0	0	84	57.1	
2 Yes	17	41	31	37	1	100	63	42.9	
Valid responses =	42	29	83	56	1	1	147	0.5	

Invalid responses include no response.

65C3) Have you ever been diagnosed with any of the following ongoing or chronic allergic & immunologic disorders? (only includes students that selected having an ongoing/chronic allergic & immunologic disorder not listed above)

Latex allergy

	Male		Female		Unknown		Total Freq.	Pct.	
	Freq.	Pct.	Freq.	Pct.	Freq.	Pct.			
1 No	36	86	77	93	0	0	127	86.4	
2 Yes	6	14	6	7	1	100	20	13.6	
Valid responses =	42	29	83	56	1	1	147	0.5	

Invalid responses include no response.

65C4) Have you ever been diagnosed with any of the following ongoing or chronic allergic & immunologic disorders? (only includes students that selected having an ongoing/chronic allergic & immunologic disorder not listed above)

Insect/bee sting allergy

	Male		Female		Unknown		Total Freq.	Pct.	
	Freq.	Pct.	Freq.	Pct.	Freq.	Pct.			
1 No	36	86	75	92	0	0	121	82.9	
2 Yes	6	14	7	9	1	100	25	17.1	
Valid responses =	42	29	82	56	1	1	146	0.5	

Invalid responses include no response.



AMERICAN COLLEGE HEALTH ASSOCIATION

American College Health Association-National College Health Assessment (ACHA-NCHA III)
Reference Group Data Report - Fall 2019

UNDERGRADUATE STUDENTS

American College Health Association
8455 Colesville Road, Suite 740
Silver Spring, MD 20910
(410) 859-1500
www.acha.org

December 11, 2023
FREQUENCY REPORT
Number of Surveys (n) =

30084 Web Surveys

65C5) Have you ever been diagnosed with any of the following ongoing or chronic allergic & immunologic disorders?
(only includes students that selected having an ongoing/chronic allergic & immunologic disorder not listed above)

Immune deficiency

	Male		Female		Unknown		Total Freq.	Pct.	
	Freq.	Pct.	Freq.	Pct.	Freq.	Pct.			
1 No	31	74	53	63	0	0	95	64.6	
2 Yes	11	26	31	37	1	100	52	35.4	
Valid responses =	42	29	84	57	1	1	147	0.5	

Invalid responses include no response.

65C6) Have you ever been diagnosed with any of the following ongoing or chronic allergic & immunologic disorders?
(only includes students that selected having an ongoing/chronic allergic & immunologic disorder not listed above)

Other allergic or immunologic condition not previously reported

	Male		Female		Unknown		Total Freq.	Pct.	
	Freq.	Pct.	Freq.	Pct.	Freq.	Pct.			
1 No	25	69	58	78	0	0	93	71.5	
2 Yes	11	31	16	22	1	100	37	28.5	
Valid responses =	36	28	74	57	1	1	130	0.4	

Invalid responses include no response.

65D1) Have you ever been diagnosed with any of the following ongoing or chronic autoimmune disorders?
(only includes students that selected having an ongoing/chronic autoimmune disorder not listed above)

Other allergic or immunologic condition

	Male		Female		Unknown		Total Freq.	Pct.	
	Freq.	Pct.	Freq.	Pct.	Freq.	Pct.			
1 No	23	64	162	84	0	0	198	78.6	
2 Yes	13	36	32	17	1	100	54	21.4	
Valid responses =	36	14	194	77	1	0	252	0.8	

Invalid responses include no response.

65D2) Have you ever been diagnosed with any of the following ongoing or chronic autoimmune disorders?
(only includes students that selected having an ongoing/chronic autoimmune disorder not listed above)

Rheumatoid Arthritis

	Male		Female		Unknown		Total Freq.	Pct.	
	Freq.	Pct.	Freq.	Pct.	Freq.	Pct.			
1 No	27	71	170	85	0	0	211	81.2	
2 Yes	11	29	31	15	1	100	49	18.8	
Valid responses =	38	15	201	77	1	0	260	0.9	

Invalid responses include no response.

65D3) Have you ever been diagnosed with any of the following ongoing or chronic autoimmune disorders?
(only includes students that selected having an ongoing/chronic autoimmune disorder not listed above)

Scleroderma

	Male		Female		Unknown		Total Freq.	Pct.	
	Freq.	Pct.	Freq.	Pct.	Freq.	Pct.			
1 No	31	86	186	97	0	0	231	93.1	
2 Yes	5	14	5	3	1	100	17	6.9	
Valid responses =	36	15	191	77	1	0	248	0.8	

Invalid responses include no response.

65D4) Have you ever been diagnosed with any of the following ongoing or chronic autoimmune disorders?
(only includes students that selected having an ongoing/chronic autoimmune disorder not listed above)

Systemic Lupus Erythematosus

	Male		Female		Unknown		Total Freq.	Pct.	
	Freq.	Pct.	Freq.	Pct.	Freq.	Pct.			
1 No	29	81	173	87	0	0	216	84.4	
2 Yes	7	19	26	13	1	100	40	15.6	
Valid responses =	36	14	199	78	1	0	256	0.9	

Invalid responses include no response.

65D5) Have you ever been diagnosed with any of the following ongoing or chronic autoimmune disorders?
(only includes students that selected having an ongoing/chronic autoimmune disorder not listed above)

Other autoimmune disorder not previously reported

	Male		Female		Unknown		Total Freq.	Pct.	
	Freq.	Pct.	Freq.	Pct.	Freq.	Pct.			
1 No	21	66	98	50	0	0	128	51.8	
2 Yes	11	34	97	50	1	100	119	48.2	
Valid responses =	32	13	195	79	1	0	247	0.8	

Invalid responses include no response.



AMERICAN COLLEGE HEALTH ASSOCIATION

American College Health Association-National College Health Assessment (ACHA-NCHA III)
Reference Group Data Report - Fall 2019

UNDERGRADUATE STUDENTS

American College Health Association
8455 Colesville Road, Suite 740
Silver Spring, MD 20910
(410) 859-1500
www.acha.org

December 11, 2023
FREQUENCY REPORT
Number of Surveys (n) =

30084 Web Surveys

65E1) Have you ever been diagnosed with any of the following ongoing or chronic blood disorders?
(only includes students that selected having an ongoing/chronic blood disorder not listed above)

Anemia

	Male		Female		Unknown		Total Freq.	Pct.	
	Freq.	Pct.	Freq.	Pct.	Freq.	Pct.			
1 No	13	62	41	40	0	0	59	41.5	
2 Yes	8	38	62	60	2	100	83	58.5	
Valid responses =	21	15	103	73	2	1	142	0.5	

Invalid responses include no response.

65E2) Have you ever been diagnosed with any of the following ongoing or chronic blood disorders?
(only includes students that selected having an ongoing/chronic blood disorder not listed above)

Hemophilia

	Male		Female		Unknown		Total Freq.	Pct.	
	Freq.	Pct.	Freq.	Pct.	Freq.	Pct.			
1 No	15	75	94	96	1	50	120	88.2	
2 Yes	5	25	4	4	1	50	16	11.8	
Valid responses =	20	15	98	72	2	1	136	0.5	

Invalid responses include no response.

65E3) Have you ever been diagnosed with any of the following ongoing or chronic blood disorders?
(only includes students that selected having an ongoing/chronic blood disorder not listed above)

Hypercoagulable states

	Male		Female		Unknown		Total Freq.	Pct.	
	Freq.	Pct.	Freq.	Pct.	Freq.	Pct.			
1 No	15	71	94	96	1	50	118	86.1	
2 Yes	6	29	4	4	1	50	19	13.9	
Valid responses =	21	15	98	72	2	1	137	0.5	

Invalid responses include no response.

65E4) Have you ever been diagnosed with any of the following ongoing or chronic blood disorders?
(only includes students that selected having an ongoing/chronic blood disorder not listed above)

Platelet Conditions

	Male		Female		Unknown		Total Freq.	Pct.	
	Freq.	Pct.	Freq.	Pct.	Freq.	Pct.			
1 No	17	81	87	87	1	50	113	81.3	
2 Yes	4	19	13	13	1	50	26	18.7	
Valid responses =	21	15	100	72	2	1	139	0.5	

Invalid responses include no response.

65E5) Have you ever been diagnosed with any of the following ongoing or chronic blood disorders?
(only includes students that selected having an ongoing/chronic blood disorder not listed above)

Sickle Cell Disease

	Male		Female		Unknown		Total Freq.	Pct.	
	Freq.	Pct.	Freq.	Pct.	Freq.	Pct.			
1 No	16	76	91	92	0	0	116	84.7	
2 Yes	5	24	8	8	1	100	21	15.3	
Valid responses =	21	15	99	72	1	1	137	0.5	

Invalid responses include no response.

65E6) Have you ever been diagnosed with any of the following ongoing or chronic blood disorders?
(only includes students that selected having an ongoing/chronic blood disorder not listed above)

Other blood condition not previously reported

	Male		Female		Unknown		Total Freq.	Pct.	
	Freq.	Pct.	Freq.	Pct.	Freq.	Pct.			
1 No	9	56	59	66	0	0	77	62.6	
2 Yes	7	44	30	34	1	100	46	37.4	
Valid responses =	16	13	89	72	1	1	123	0.4	

Invalid responses include no response.

65F1) Have you ever been diagnosed with any of the following ongoing or chronic brain & nervous system disorders?
(only includes students that selected having an ongoing/chronic brain & nervous system disorder not listed above)

Cerebral Palsy

	Male		Female		Unknown		Total Freq.	Pct.	
	Freq.	Pct.	Freq.	Pct.	Freq.	Pct.			
1 No	30	91	95	97	0	0	140	92.1	
2 Yes	3	9	3	3	1	100	12	7.9	
Valid responses =	33	22	98	64	1	1	152	0.5	

Invalid responses include no response.



AMERICAN COLLEGE HEALTH ASSOCIATION

American College Health Association-National College Health Assessment (ACHA-NCHA III)
Reference Group Data Report - Fall 2019

UNDERGRADUATE STUDENTS

American College Health Association
8455 Colesville Road, Suite 740
Silver Spring, MD 20910
(410) 859-1500
www.acha.org

December 11, 2023
FREQUENCY REPORT
Number of Surveys (n) =

30084 Web Surveys

65F2) Have you ever been diagnosed with any of the following ongoing or chronic brain & nervous system disorders?
(only includes students that selected having an ongoing/chronic brain & nervous system disorder not listed above)

Epilepsy

	Male		Female		Unknown		Total Freq.	Pct.	
	Freq.	Pct.	Freq.	Pct.	Freq.	Pct.			
1 No	24	69	76	78	0	0	113	73.4	
2 Yes	11	31	22	22	1	100	41	26.6	
Valid responses =	35	23	98	64	1	1	154	0.5	

Invalid responses include no response.

65F3) Have you ever been diagnosed with any of the following ongoing or chronic brain & nervous system disorders?
(only includes students that selected having an ongoing/chronic brain & nervous system disorder not listed above)

Seizure Conditions

	Male		Female		Unknown		Total Freq.	Pct.	
	Freq.	Pct.	Freq.	Pct.	Freq.	Pct.			
1 No	20	57	75	76	0	0	106	68.4	
2 Yes	15	43	24	24	1	100	49	31.6	
Valid responses =	35	23	99	64	1	1	155	0.5	

Invalid responses include no response.

65F4) Have you ever been diagnosed with any of the following ongoing or chronic brain & nervous system disorders?
(only includes students that selected having an ongoing/chronic brain & nervous system disorder not listed above)

Multiple Sclerosis

	Male		Female		Unknown		Total Freq.	Pct.	
	Freq.	Pct.	Freq.	Pct.	Freq.	Pct.			
1 No	31	91	89	93	0	0	134	88.7	
2 Yes	3	9	7	7	1	100	17	11.3	
Valid responses =	34	23	96	64	1	1	151	0.5	

Invalid responses include no response.

65F5) Have you ever been diagnosed with any of the following ongoing or chronic brain & nervous system disorders?
(only includes students that selected having an ongoing/chronic brain & nervous system disorder not listed above)

Other brain or nervous system condition not previously reported

	Male		Female		Unknown		Total Freq.	Pct.	
	Freq.	Pct.	Freq.	Pct.	Freq.	Pct.			
1 No	22	69	48	56	0	0	80	58.0	
2 Yes	10	31	38	44	1	100	58	42.0	
Valid responses =	32	23	86	62	1	1	138	0.5	

Invalid responses include no response.

65G1) Have you ever been diagnosed with any of the following ongoing or chronic hair, skin, nail disorders?
(only includes students that selected having an ongoing/chronic hair, skin, nail disorder not listed above)

Alopecia

	Male		Female		Unknown		Total Freq.	Pct.	
	Freq.	Pct.	Freq.	Pct.	Freq.	Pct.			
1 No	34	85	65	93	0	0	113	86.3	
2 Yes	6	15	5	7	1	100	18	13.7	
Valid responses =	40	31	70	53	1	1	131	0.4	

Invalid responses include no response.

65G2) Have you ever been diagnosed with any of the following ongoing or chronic hair, skin, nail disorders?
(only includes students that selected having an ongoing/chronic hair, skin, nail disorder not listed above)

Eczema

	Male		Female		Unknown		Total Freq.	Pct.	
	Freq.	Pct.	Freq.	Pct.	Freq.	Pct.			
1 No	17	42	35	48	0	0	58	42.6	
2 Yes	24	59	38	52	1	100	78	57.4	
Valid responses =	41	30	73	54	1	1	136	0.5	

Invalid responses include no response.

65G3) Have you ever been diagnosed with any of the following ongoing or chronic hair, skin, nail disorders?
(only includes students that selected having an ongoing/chronic hair, skin, nail disorder not listed above)

Hirsutism

	Male		Female		Unknown		Total Freq.	Pct.	
	Freq.	Pct.	Freq.	Pct.	Freq.	Pct.			
1 No	33	83	65	94	0	0	113	86.9	
2 Yes	7	18	4	6	1	100	17	13.1	
Valid responses =	40	31	69	53	1	1	130	0.4	

Invalid responses include no response.



AMERICAN COLLEGE HEALTH ASSOCIATION

American College Health Association-National College Health Assessment (ACHA-NCHA III)
Reference Group Data Report - Fall 2019

UNDERGRADUATE STUDENTS

American College Health Association
8455 Colesville Road, Suite 740
Silver Spring, MD 20910
(410) 859-1500
www.acha.org

December 11, 2023
FREQUENCY REPORT
Number of Surveys (n) =

30084 Web Surveys

65G4) Have you ever been diagnosed with any of the following ongoing or chronic hair, skin, nail disorders?
(only includes students that selected having an ongoing/chronic hair, skin, nail disorder not listed above)

Hyperhidrosis

	Male		Female		Unknown		Total Freq.	Pct.	
	Freq.	Pct.	Freq.	Pct.	Freq.	Pct.			
1 No	35	85	65	94	0	0	114	87.0	
2 Yes	6	15	4	6	1	100	17	13.0	
Valid responses =	41	31	69	53	1	1	131	0.4	

Invalid responses include no response.

65G5) Have you ever been diagnosed with any of the following ongoing or chronic hair, skin, nail disorders?
(only includes students that selected having an ongoing/chronic hair, skin, nail disorder not listed above)

Photodermatitis

	Male		Female		Unknown		Total Freq.	Pct.	
	Freq.	Pct.	Freq.	Pct.	Freq.	Pct.			
1 No	36	90	66	96	0	0	117	90.0	
2 Yes	4	10	3	4	1	100	13	10.0	
Valid responses =	40	31	69	53	1	1	130	0.4	

Invalid responses include no response.

65G6) Have you ever been diagnosed with any of the following ongoing or chronic hair, skin, nail disorders?
(only includes students that selected having an ongoing/chronic hair, skin, nail disorder not listed above)

Psoriasis

	Male		Female		Unknown		Total Freq.	Pct.	
	Freq.	Pct.	Freq.	Pct.	Freq.	Pct.			
1 No	30	73	49	69	0	0	91	68.9	
2 Yes	11	27	22	31	1	100	41	31.1	
Valid responses =	41	31	71	54	1	1	132	0.4	

Invalid responses include no response.

65G7) Have you ever been diagnosed with any of the following ongoing or chronic hair, skin, nail disorders?
(only includes students that selected having an ongoing/chronic hair, skin, nail disorder not listed above)

Vitiligo

	Male		Female		Unknown		Total Freq.	Pct.	
	Freq.	Pct.	Freq.	Pct.	Freq.	Pct.			
1 No	33	83	66	96	0	0	113	86.9	
2 Yes	7	18	3	4	1	100	17	13.1	
Valid responses =	40	31	69	53	1	1	130	0.4	

Invalid responses include no response.

65G8) Have you ever been diagnosed with any of the following ongoing or chronic hair, skin, nail disorders?
(only includes students that selected having an ongoing/chronic hair, skin, nail disorder not listed above)

Other hair, skin, or nail condition not previously reported

	Male		Female		Unknown		Total Freq.	Pct.	
	Freq.	Pct.	Freq.	Pct.	Freq.	Pct.			
1 No	26	70	49	78	0	0	86	71.1	
2 Yes	11	30	14	22	1	100	35	28.9	
Valid responses =	37	31	63	52	1	1	121	0.4	

Invalid responses include no response.

65H1) Have you ever been diagnosed with any of the following ongoing or chronic digestive system disorders?
(only includes students that selected having an ongoing/chronic digestive system disorder not listed above)

Crohn's Disease

	Male		Female		Unknown		Total Freq.	Pct.	
	Freq.	Pct.	Freq.	Pct.	Freq.	Pct.			
1 No	27	63	103	71	1	50	142	67.9	
2 Yes	16	37	42	29	1	50	67	32.1	
Valid responses =	43	21	145	69	2	1	209	0.7	

Invalid responses include no response.

65H2) Have you ever been diagnosed with any of the following ongoing or chronic digestive system disorders?
(only includes students that selected having an ongoing/chronic digestive system disorder not listed above)

Diverticular Disease

	Male		Female		Unknown		Total Freq.	Pct.	
	Freq.	Pct.	Freq.	Pct.	Freq.	Pct.			
1 No	38	91	137	99	1	50	190	94.1	
2 Yes	4	10	2	1	1	50	12	5.9	
Valid responses =	42	21	139	69	2	1	202	0.7	

Invalid responses include no response.



AMERICAN COLLEGE HEALTH ASSOCIATION

American College Health Association-National College Health Assessment (ACHA-NCHA III)
Reference Group Data Report - Fall 2019

UNDERGRADUATE STUDENTS

American College Health Association
8455 Colesville Road, Suite 740
Silver Spring, MD 20910
(410) 859-1500
www.acha.org

December 11, 2023
FREQUENCY REPORT
Number of Surveys (n) =

30084 Web Surveys

65H3) Have you ever been diagnosed with any of the following ongoing or chronic digestive system disorders?
(only includes students that selected having an ongoing/chronic digestive system disorder not listed above)

Esophageal Disease

	Male		Female		Unknown		Total Freq.	Pct.	
	Freq.	Pct.	Freq.	Pct.	Freq.	Pct.			
1 No	35	83	136	98	1	50	184	91.1	
2 Yes	7	17	3	2	1	50	18	8.9	
Valid responses =	42	21	139	69	2	1	202	0.7	

Invalid responses include no response.

65H4) Have you ever been diagnosed with any of the following ongoing or chronic digestive system disorders?
(only includes students that selected having an ongoing/chronic digestive system disorder not listed above)

Gallbladder Disease

	Male		Female		Unknown		Total Freq.	Pct.	
	Freq.	Pct.	Freq.	Pct.	Freq.	Pct.			
1 No	36	86	127	92	1	50	177	88.1	
2 Yes	6	14	11	8	1	50	24	11.9	
Valid responses =	42	21	138	69	2	1	201	0.7	

Invalid responses include no response.

65H5) Have you ever been diagnosed with any of the following ongoing or chronic digestive system disorders?
(only includes students that selected having an ongoing/chronic digestive system disorder not listed above)

Ulcerative Colitis

	Male		Female		Unknown		Total Freq.	Pct.	
	Freq.	Pct.	Freq.	Pct.	Freq.	Pct.			
1 No	35	83	115	81	1	50	164	80.0	
2 Yes	7	17	27	19	1	50	41	20.0	
Valid responses =	42	20	142	69	2	1	205	0.7	

Invalid responses include no response.

65H6) Have you ever been diagnosed with any of the following ongoing or chronic digestive system disorders?
(only includes students that selected having an ongoing/chronic digestive system disorder not listed above)

Other digestive system condition not previously reported

	Male		Female		Unknown		Total Freq.	Pct.	
	Freq.	Pct.	Freq.	Pct.	Freq.	Pct.			
1 No	26	70	81	62	0	0	114	60.6	
2 Yes	11	30	49	38	2	100	74	39.4	
Valid responses =	37	20	130	69	2	1	188	0.6	

Invalid responses include no response.

65J1) Have you ever been diagnosed with any of the following ongoing or chronic eye, ear, nose, throat disorders?
(only includes students that selected having an ongoing/chronic eye, ear, nose, throat disorder not listed above)

Hearing loss

	Male		Female		Unknown		Total Freq.	Pct.	
	Freq.	Pct.	Freq.	Pct.	Freq.	Pct.			
1 No	22	63	52	72	0	0	80	66.1	
2 Yes	13	37	20	28	1	100	41	33.9	
Valid responses =	35	29	72	60	1	1	121	0.4	

Invalid responses include no response.

65J2) Have you ever been diagnosed with any of the following ongoing or chronic eye, ear, nose, throat disorders?
(only includes students that selected having an ongoing/chronic eye, ear, nose, throat disorder not listed above)

Uveitis

	Male		Female		Unknown		Total Freq.	Pct.	
	Freq.	Pct.	Freq.	Pct.	Freq.	Pct.			
1 No	31	89	67	94	0	0	106	89.1	
2 Yes	4	11	4	6	0	0	13	10.9	
Valid responses =	35	29	71	60	0	0	119	0.4	

Invalid responses include no response.

65J3) Have you ever been diagnosed with any of the following ongoing or chronic eye, ear, nose, throat disorders?
(only includes students that selected having an ongoing/chronic eye, ear, nose, throat disorder not listed above)

Vertigo

	Male		Female		Unknown		Total Freq.	Pct.	
	Freq.	Pct.	Freq.	Pct.	Freq.	Pct.			
1 No	30	86	57	79	0	0	94	77.7	
2 Yes	5	14	15	21	1	100	27	22.3	
Valid responses =	35	29	72	60	1	1	121	0.4	

Invalid responses include no response.



AMERICAN COLLEGE HEALTH ASSOCIATION

American College Health Association-National College Health Assessment (ACHA-NCHA III)

Reference Group Data Report - Fall 2019

UNDERGRADUATE STUDENTS

American College Health Association

8455 Colesville Road, Suite 740

Silver Spring, MD 20910

(410) 859-1500

www.acha.org

December 11, 2023

FREQUENCY REPORT

Number of Surveys (n) =

30084 Web Surveys

65J4) Have you ever been diagnosed with any of the following ongoing or chronic eye, ear, nose, throat disorders?

(only includes students that selected having an ongoing/chronic eye, ear, nose, throat disorder not listed above)

Other eye/ear/nose/throat condition not previously reported

	Male		Female		Unknown		Total Freq.	Pct.
	Freq.	Pct.	Freq.	Pct.	Freq.	Pct.		
1 No	17	57	27	42	0	0	47	43.5
2 Yes	13	43	37	58	1	100	61	56.5
Valid responses =	30	28	64	59	1	1	108	0.4

Invalid responses include no response.

65K1) Have you ever been diagnosed with any of the following ongoing or chronic heart & vascular system disorders?

(only includes students that selected having an ongoing/chronic heart & vascular system disorder not listed above)

Cardiac Arrhythmia

	Male		Female		Unknown		Total Freq.	Pct.
	Freq.	Pct.	Freq.	Pct.	Freq.	Pct.		
1 No	13	77	33	77	0	0	49	71.0
2 Yes	4	24	10	23	0	0	20	29.0
Valid responses =	17	25	43	62	0	0	69	0.2

Invalid responses include no response.

65K2) Have you ever been diagnosed with any of the following ongoing or chronic heart & vascular system disorders?

(only includes students that selected having an ongoing/chronic heart & vascular system disorder not listed above)

Coronary Artery Disease

	Male		Female		Unknown		Total Freq.	Pct.
	Freq.	Pct.	Freq.	Pct.	Freq.	Pct.		
1 No	14	82	39	93	0	0	57	82.6
2 Yes	3	18	3	7	1	100	12	17.4
Valid responses =	17	25	42	61	1	1	69	0.2

Invalid responses include no response.

65K3) Have you ever been diagnosed with any of the following ongoing or chronic heart & vascular system disorders?

(only includes students that selected having an ongoing/chronic heart & vascular system disorder not listed above)

Congenital Heart Condition

	Male		Female		Unknown		Total Freq.	Pct.
	Freq.	Pct.	Freq.	Pct.	Freq.	Pct.		
1 No	12	71	40	95	0	0	56	82.4
2 Yes	5	29	2	5	0	0	12	17.6
Valid responses =	17	25	42	62	0	0	68	0.2

Invalid responses include no response.

65K4) Have you ever been diagnosed with any of the following ongoing or chronic heart & vascular system disorders?

(only includes students that selected having an ongoing/chronic heart & vascular system disorder not listed above)

Congestive Heart Failure

	Male		Female		Unknown		Total Freq.	Pct.
	Freq.	Pct.	Freq.	Pct.	Freq.	Pct.		
1 No	13	77	40	98	0	0	56	84.8
2 Yes	4	24	1	2	0	0	10	15.2
Valid responses =	17	26	41	62	0	0	66	0.2

Invalid responses include no response.

65K5) Have you ever been diagnosed with any of the following ongoing or chronic heart & vascular system disorders?

(only includes students that selected having an ongoing/chronic heart & vascular system disorder not listed above)

Heart Murmur

	Male		Female		Unknown		Total Freq.	Pct.
	Freq.	Pct.	Freq.	Pct.	Freq.	Pct.		
1 No	9	53	28	68	0	0	40	59.7
2 Yes	8	47	13	32	0	0	27	40.3
Valid responses =	17	25	41	61	0	0	67	0.2

Invalid responses include no response.

65K6) Have you ever been diagnosed with any of the following ongoing or chronic heart & vascular system disorders?

(only includes students that selected having an ongoing/chronic heart & vascular system disorder not listed above)

Valvular Heart Disease (for example: Mitral valve prolapse)

	Male		Female		Unknown		Total Freq.	Pct.
	Freq.	Pct.	Freq.	Pct.	Freq.	Pct.		
1 No	11	65	39	91	0	0	54	78.3
2 Yes	6	35	4	9	0	0	15	21.7
Valid responses =	17	25	43	62	0	0	69	0.2

Invalid responses include no response.



AMERICAN COLLEGE HEALTH ASSOCIATION

American College Health Association-National College Health Assessment (ACHA-NCHA III)
Reference Group Data Report - Fall 2019

UNDERGRADUATE STUDENTS

American College Health Association
8455 Colesville Road, Suite 740
Silver Spring, MD 20910
(410) 859-1500
www.acha.org

December 11, 2023
FREQUENCY REPORT
Number of Surveys (n) =

30084 Web Surveys

65K7) Have you ever been diagnosed with any of the following ongoing or chronic heart & vascular system disorders?
(only includes students that selected having an ongoing/chronic heart & vascular system disorder not listed above)
Other heart or vascular condition not previously reported

	Male		Female		Unknown		Total Freq.	Pct.	
	Freq.	Pct.	Freq.	Pct.	Freq.	Pct.			
1 No	11	73	21	49	0	0	36	53.7	
2 Yes	4	27	22	51	0	0	31	46.3	
Valid responses =	15	22	43	64	0	0	67	0.2	

Invalid responses include no response.

65L1) Have you ever been diagnosed with any of the following ongoing or chronic infectious diseases?
(only includes students that selected having an ongoing/chronic infectious disease not listed above)
Lyme Disease

	Male		Female		Unknown		Total Freq.	Pct.	
	Freq.	Pct.	Freq.	Pct.	Freq.	Pct.			
1 No	11	79	10	77	0	0	25	71.4	
2 Yes	3	21	3	23	1	100	10	28.6	
Valid responses =	14	40	13	37	1	3	35	0.1	

Invalid responses include no response.

65L2) Have you ever been diagnosed with any of the following ongoing or chronic infectious diseases?
(only includes students that selected having an ongoing/chronic infectious disease not listed above)
Other infectious disease not previously reported

	Male		Female		Unknown		Total Freq.	Pct.	
	Freq.	Pct.	Freq.	Pct.	Freq.	Pct.			
1 No	9	75	8	67	0	0	20	64.5	
2 Yes	3	25	4	33	0	0	11	35.5	
Valid responses =	12	39	12	39	0	0	31	0.1	

Invalid responses include no response.

65N1) Have you ever been diagnosed with any of the following ongoing or chronic musculoskeletal disorders?
(only includes students that selected having an ongoing/chronic musculoskeletal disorders not listed above)
Carpal Tunnel Syndrome

	Male		Female		Unknown		Total Freq.	Pct.	
	Freq.	Pct.	Freq.	Pct.	Freq.	Pct.			
1 No	26	90	78	87	1	100	117	86.0	
2 Yes	3	10	12	13	0	0	19	14.0	
Valid responses =	29	21	90	66	1	1	136	0.5	

Invalid responses include no response.

65N2) Have you ever been diagnosed with any of the following ongoing or chronic musculoskeletal disorders?
(only includes students that selected having an ongoing/chronic musculoskeletal disorders not listed above)
Fibromyalgia

	Male		Female		Unknown		Total Freq.	Pct.	
	Freq.	Pct.	Freq.	Pct.	Freq.	Pct.			
1 No	25	86	68	76	1	100	104	77.0	
2 Yes	4	14	21	24	0	0	31	23.0	
Valid responses =	29	21	89	66	1	1	135	0.4	

Invalid responses include no response.

65N3) Have you ever been diagnosed with any of the following ongoing or chronic musculoskeletal disorders?
(only includes students that selected having an ongoing/chronic musculoskeletal disorders not listed above)
Gout

	Male		Female		Unknown		Total Freq.	Pct.	
	Freq.	Pct.	Freq.	Pct.	Freq.	Pct.			
1 No	26	90	84	97	1	100	122	91.7	
2 Yes	3	10	3	3	0	0	11	8.3	
Valid responses =	29	22	87	65	1	1	133	0.4	

Invalid responses include no response.

65N4) Have you ever been diagnosed with any of the following ongoing or chronic musculoskeletal disorders?
(only includes students that selected having an ongoing/chronic musculoskeletal disorders not listed above)
Muscular Dystrophy

	Male		Female		Unknown		Total Freq.	Pct.	
	Freq.	Pct.	Freq.	Pct.	Freq.	Pct.			
1 No	25	86	84	97	1	100	121	91.0	
2 Yes	4	14	3	3	0	0	12	9.0	
Valid responses =	29	22	87	65	1	1	133	0.4	

Invalid responses include no response.



AMERICAN COLLEGE HEALTH ASSOCIATION

American College Health Association-National College Health Assessment (ACHA-NCHA III)
Reference Group Data Report - Fall 2019

UNDERGRADUATE STUDENTS

American College Health Association
8455 Colesville Road, Suite 740
Silver Spring, MD 20910
(410) 859-1500
www.acha.org

December 11, 2023
FREQUENCY REPORT
Number of Surveys (n) =

30084 Web Surveys

65N5) Have you ever been diagnosed with any of the following ongoing or chronic musculoskeletal disorders?

(only includes students that selected having an ongoing/chronic musculoskeletal disorders not listed above)

Osteoarthritis

	Male		Female		Unknown		Total Freq.	Pct.	
	Freq.	Pct.	Freq.	Pct.	Freq.	Pct.			
1 No	25	86	74	83	1	100	111	82.2	
2 Yes	4	14	15	17	0	0	24	17.8	
Valid responses =	29	21	89	66	1	1	135	0.4	

Invalid responses include no response.

65N6) Have you ever been diagnosed with any of the following ongoing or chronic musculoskeletal disorders?

(only includes students that selected having an ongoing/chronic musculoskeletal disorders not listed above)

Osteoporosis

	Male		Female		Unknown		Total Freq.	Pct.	
	Freq.	Pct.	Freq.	Pct.	Freq.	Pct.			
1 No	26	90	83	95	1	100	121	91.0	
2 Yes	3	10	4	5	0	0	12	9.0	
Valid responses =	29	22	87	65	1	1	133	0.4	

Invalid responses include no response.

65N7) Have you ever been diagnosed with any of the following ongoing or chronic musculoskeletal disorders?

(only includes students that selected having an ongoing/chronic musculoskeletal disorders not listed above)

Temporomandibular Joint Dysfunction

	Male		Female		Unknown		Total Freq.	Pct.	
	Freq.	Pct.	Freq.	Pct.	Freq.	Pct.			
1 No	26	90	70	79	1	100	108	80.0	
2 Yes	3	10	19	21	0	0	27	20.0	
Valid responses =	29	21	89	66	1	1	135	0.4	

Invalid responses include no response.

65N8) Have you ever been diagnosed with any of the following ongoing or chronic musculoskeletal disorders?

(only includes students that selected having an ongoing/chronic musculoskeletal disorders not listed above)

Other musculoskeletal condition not previously reported

	Male		Female		Unknown		Total Freq.	Pct.	
	Freq.	Pct.	Freq.	Pct.	Freq.	Pct.			
1 No	13	46	29	34	0	0	45	34.1	
2 Yes	15	54	57	66	0	0	87	65.9	
Valid responses =	28	21	86	65	0	0	132	0.4	

Invalid responses include no response.

65O1) Have you ever been diagnosed with any of the following ongoing or chronic reproductive system disorders?

(only includes students that selected having an ongoing/chronic reproductive system disorders not listed above)

Amenorrhea

	Male		Female		Unknown		Total Freq.	Pct.	
	Freq.	Pct.	Freq.	Pct.	Freq.	Pct.			
1 No	5	56	53	86	0	0	64	77.1	
2 Yes	4	44	9	15	0	0	19	22.9	
Valid responses =	9	11	62	75	0	0	83	0.3	

Invalid responses include no response.

65O2) Have you ever been diagnosed with any of the following ongoing or chronic reproductive system disorders?

(only includes students that selected having an ongoing/chronic reproductive system disorders not listed above)

Cervical Dysplasia

	Male		Female		Unknown		Total Freq.	Pct.	
	Freq.	Pct.	Freq.	Pct.	Freq.	Pct.			
1 No	5	63	60	97	0	0	72	87.8	
2 Yes	3	38	2	3	0	0	10	12.2	
Valid responses =	8	10	62	76	0	0	82	0.3	

Invalid responses include no response.

65O3) Have you ever been diagnosed with any of the following ongoing or chronic reproductive system disorders?

(only includes students that selected having an ongoing/chronic reproductive system disorders not listed above)

Premenstrual Syndrome (PMS), Premenstrual Dysphoric Disorder (PMDD), or painful periods (Dysmenorrhea)

	Male		Female		Unknown		Total Freq.	Pct.	
	Freq.	Pct.	Freq.	Pct.	Freq.	Pct.			
1 No	6	67	34	55	0	0	44	53.0	
2 Yes	3	33	28	45	0	0	39	47.0	
Valid responses =	9	11	62	75	0	0	83	0.3	

Invalid responses include no response.



AMERICAN COLLEGE HEALTH ASSOCIATION

American College Health Association-National College Health Assessment (ACHA-NCHA III)
Reference Group Data Report - Fall 2019

UNDERGRADUATE STUDENTS

American College Health Association
8455 Colesville Road, Suite 740
Silver Spring, MD 20910
(410) 859-1500
www.acha.org

December 11, 2023
FREQUENCY REPORT
Number of Surveys (n) =

30084 Web Surveys

65O4) Have you ever been diagnosed with any of the following ongoing or chronic reproductive system disorders?
(only includes students that selected having an ongoing/chronic reproductive system disorders not listed above)

Prostatitis

	Male		Female		Unknown		Total Freq.	Pct.	
	Freq.	Pct.	Freq.	Pct.	Freq.	Pct.			
1 No	6	67	59	97	0	0	73	89.0	
2 Yes	3	33	2	3	0	0	9	11.0	
Valid responses =	9	11	61	74	0	0	82	0.3	

Invalid responses include no response.

65O5) Have you ever been diagnosed with any of the following ongoing or chronic reproductive system disorders?
(only includes students that selected having an ongoing/chronic reproductive system disorders not listed above)

Sexual Dysfunction

	Male		Female		Unknown		Total Freq.	Pct.	
	Freq.	Pct.	Freq.	Pct.	Freq.	Pct.			
1 No	4	50	59	95	0	0	70	85.4	
2 Yes	4	50	3	5	0	0	12	14.6	
Valid responses =	8	10	62	76	0	0	82	0.3	

Invalid responses include no response.

65O6) Have you ever been diagnosed with any of the following ongoing or chronic reproductive system disorders?
(only includes students that selected having an ongoing/chronic reproductive system disorders not listed above)

Other reproductive system condition not previously reported

	Male		Female		Unknown		Total Freq.	Pct.	
	Freq.	Pct.	Freq.	Pct.	Freq.	Pct.			
1 No	6	75	32	56	0	0	46	59.7	
2 Yes	2	25	25	44	0	0	31	40.3	
Valid responses =	8	10	57	74	0	0	77	0.3	

Invalid responses include no response.

65P1) Have you ever been diagnosed with any of the following ongoing or chronic respiratory system disorders?
(only includes students that selected having an ongoing/chronic respiratory system disorders not listed above)

Cystic Fibrosis

	Male		Female		Unknown		Total Freq.	Pct.	
	Freq.	Pct.	Freq.	Pct.	Freq.	Pct.			
1 No	12	80	31	94	0	0	52	86.7	
2 Yes	3	20	2	6	0	0	8	13.3	
Valid responses =	15	25	33	55	0	0	60	0.2	

Invalid responses include no response.

65P2) Have you ever been diagnosed with any of the following ongoing or chronic respiratory system disorders?
(only includes students that selected having an ongoing/chronic respiratory system disorders not listed above)

Sarcoidosis

	Male		Female		Unknown		Total Freq.	Pct.	
	Freq.	Pct.	Freq.	Pct.	Freq.	Pct.			
1 No	11	73	33	100	0	0	53	88.3	
2 Yes	4	27	0	0	0	0	7	11.7	
Valid responses =	15	25	33	55	0	0	60	0.2	

Invalid responses include no response.

65P3) Have you ever been diagnosed with any of the following ongoing or chronic respiratory system disorders?
(only includes students that selected having an ongoing/chronic respiratory system disorders not listed above)

Active Tuberculous

	Male		Female		Unknown		Total Freq.	Pct.	
	Freq.	Pct.	Freq.	Pct.	Freq.	Pct.			
1 No	12	80	33	100	0	0	54	90.0	
2 Yes	3	20	0	0	0	0	6	10.0	
Valid responses =	15	25	33	55	0	0	60	0.2	

Invalid responses include no response.

65P4) Have you ever been diagnosed with any of the following ongoing or chronic respiratory system disorders?
(only includes students that selected having an ongoing/chronic respiratory system disorders not listed above)

Other respiratory system condition not previously reported

	Male		Female		Unknown		Total Freq.	Pct.	
	Freq.	Pct.	Freq.	Pct.	Freq.	Pct.			
1 No	9	69	15	54	0	0	30	58.8	
2 Yes	4	31	13	46	0	0	21	41.2	
Valid responses =	13	25	28	55	0	0	51	0.2	

Invalid responses include no response.



AMERICAN COLLEGE HEALTH ASSOCIATION

American College Health Association-National College Health Assessment (ACHA-NCHA III)
Reference Group Data Report - Fall 2019

UNDERGRADUATE STUDENTS

American College Health Association
8455 Colesville Road, Suite 740
Silver Spring, MD 20910
(410) 859-1500
www.acha.org

December 11, 2023
FREQUENCY REPORT
Number of Surveys (n) =

30084 Web Surveys

65Q1) Have you ever been diagnosed with any of the following ongoing or chronic sleep-wake disorders?
(only includes students that selected having an ongoing/chronic sleep-wake disorders not listed above)

Hypersomnolence

	Male		Female		Unknown		Total Freq.	Pct.
	Freq.	Pct.	Freq.	Pct.	Freq.	Pct.		
1 No	13	68	26	81	0	0	44	72.1
2 Yes	6	32	6	19	0	0	17	27.9
Valid responses =	19	31	32	52	0	0	61	0.2

Invalid responses include no response.

65Q2) Have you ever been diagnosed with any of the following ongoing or chronic sleep-wake disorders?
(only includes students that selected having an ongoing/chronic sleep-wake disorders not listed above)

Narcolepsy

	Male		Female		Unknown		Total Freq.	Pct.
	Freq.	Pct.	Freq.	Pct.	Freq.	Pct.		
1 No	12	63	18	53	0	0	35	56.5
2 Yes	7	37	16	47	0	0	27	43.5
Valid responses =	19	31	34	55	0	0	62	0.2

Invalid responses include no response.

65Q3) Have you ever been diagnosed with any of the following ongoing or chronic sleep-wake disorders?
(only includes students that selected having an ongoing/chronic sleep-wake disorders not listed above)

Restless Leg Syndrome

	Male		Female		Unknown		Total Freq.	Pct.
	Freq.	Pct.	Freq.	Pct.	Freq.	Pct.		
1 No	12	63	21	66	0	0	38	63.3
2 Yes	7	37	11	34	0	0	22	36.7
Valid responses =	19	32	32	53	0	0	60	0.2

Invalid responses include no response.

65Q4) Have you ever been diagnosed with any of the following ongoing or chronic sleep-wake disorders?
(only includes students that selected having an ongoing/chronic sleep-wake disorders not listed above)

Sleep Paralysis

	Male		Female		Unknown		Total Freq.	Pct.
	Freq.	Pct.	Freq.	Pct.	Freq.	Pct.		
1 No	12	63	24	73	0	0	39	63.9
2 Yes	7	37	9	27	0	0	22	36.1
Valid responses =	19	31	33	54	0	0	61	0.2

Invalid responses include no response.

65Q5) Have you ever been diagnosed with any of the following ongoing or chronic sleep-wake disorders?
(only includes students that selected having an ongoing/chronic sleep-wake disorders not listed above)

Sleep Terrors (or night terrors)

	Male		Female		Unknown		Total Freq.	Pct.
	Freq.	Pct.	Freq.	Pct.	Freq.	Pct.		
1 No	11	58	23	72	0	0	38	63.3
2 Yes	8	42	9	28	0	0	22	36.7
Valid responses =	19	32	32	53	0	0	60	0.2

Invalid responses include no response.

65Q6) Have you ever been diagnosed with any of the following ongoing or chronic sleep-wake disorders?
(only includes students that selected having an ongoing/chronic sleep-wake disorders not listed above)

Sleep Walking

	Male		Female		Unknown		Total Freq.	Pct.
	Freq.	Pct.	Freq.	Pct.	Freq.	Pct.		
1 No	12	63	28	88	0	0	43	71.7
2 Yes	7	37	4	13	0	0	17	28.3
Valid responses =	19	32	32	53	0	0	60	0.2

Invalid responses include no response.

65Q7) Have you ever been diagnosed with any of the following ongoing or chronic sleep-wake disorders?
(only includes students that selected having an ongoing/chronic sleep-wake disorders not listed above)

Other sleep-wake condition not previously reported

	Male		Female		Unknown		Total Freq.	Pct.
	Freq.	Pct.	Freq.	Pct.	Freq.	Pct.		
1 No	11	73	25	81	0	0	42	75.0
2 Yes	4	27	6	19	0	0	14	25.0
Valid responses =	15	27	31	55	0	0	56	0.2

Invalid responses include no response.



AMERICAN COLLEGE HEALTH ASSOCIATION

American College Health Association-National College Health Assessment (ACHA-NCHA III)
Reference Group Data Report - Fall 2019

UNDERGRADUATE STUDENTS

American College Health Association
8455 Colesville Road, Suite 740
Silver Spring, MD 20910
(410) 859-1500
www.acha.org

December 11, 2023
FREQUENCY REPORT
Number of Surveys (n) =

30084 Web Surveys

65R1) Have you ever been diagnosed with any of the following ongoing or chronic urinary system disorders?
(only includes students that selected having an ongoing/chronic urinary system disorders not listed above)

Bladder disease

	Male		Female		Unknown		Total Freq.	Pct.	
	Freq.	Pct.	Freq.	Pct.	Freq.	Pct.			
1 No	8	67	16	94	0	0	30	78.9	
2 Yes	4	33	1	6	0	0	8	21.1	
Valid responses =	12	32	17	45	0	0	38	0.1	

Invalid responses include no response.

65R2) Have you ever been diagnosed with any of the following ongoing or chronic urinary system disorders?
(only includes students that selected having an ongoing/chronic urinary system disorders not listed above)

Kidney disease

	Male		Female		Unknown		Total Freq.	Pct.	
	Freq.	Pct.	Freq.	Pct.	Freq.	Pct.			
1 No	8	67	14	88	0	0	27	73.0	
2 Yes	4	33	2	13	0	0	10	27.0	
Valid responses =	12	32	16	43	0	0	37	0.1	

Invalid responses include no response.

65R3) Have you ever been diagnosed with any of the following ongoing or chronic urinary system disorders?
(only includes students that selected having an ongoing/chronic urinary system disorders not listed above)

Kidney stone

	Male		Female		Unknown		Total Freq.	Pct.	
	Freq.	Pct.	Freq.	Pct.	Freq.	Pct.			
1 No	9	75	10	59	0	0	24	64.9	
2 Yes	3	25	7	41	0	0	13	35.1	
Valid responses =	12	32	17	46	0	0	37	0.1	

Invalid responses include no response.

65R4) Have you ever been diagnosed with any of the following ongoing or chronic urinary system disorders?
(only includes students that selected having an ongoing/chronic urinary system disorders not listed above)

Urinary incontinence

	Male		Female		Unknown		Total Freq.	Pct.	
	Freq.	Pct.	Freq.	Pct.	Freq.	Pct.			
1 No	8	73	13	77	0	0	25	67.6	
2 Yes	3	27	4	24	0	0	12	32.4	
Valid responses =	11	30	17	46	0	0	37	0.1	

Invalid responses include no response.

65R5) Have you ever been diagnosed with any of the following ongoing or chronic urinary system disorders?
(only includes students that selected having an ongoing/chronic urinary system disorders not listed above)

Other urinary system condition not previously reported

	Male		Female		Unknown		Total Freq.	Pct.	
	Freq.	Pct.	Freq.	Pct.	Freq.	Pct.			
1 No	7	70	11	69	0	0	22	64.7	
2 Yes	3	30	5	31	0	0	12	35.3	
Valid responses =	10	29	16	47	0	0	34	0.1	

Invalid responses include no response.

65S1) You indicated that you had been diagnosed with Diabetes or Pre-Diabetes. Were you told that you had:
(only includes students that have been diagnosed with Diabetes or Pre-Diabetes)

Type 1 Diabetes

	Male		Female		Unknown		Total Freq.	Pct.	
	Freq.	Pct.	Freq.	Pct.	Freq.	Pct.			
1 No	80	56	279	77	0	0	375	70.5	
2 Yes	62	44	84	23	0	0	157	29.5	
Valid responses =	142	27	363	68	0	0	532	1.8	

Invalid responses include no response.

65S2) You indicated that you had been diagnosed with Diabetes or Pre-Diabetes. Were you told that you had:
(only includes students that have been diagnosed with Diabetes or Pre-Diabetes)

Type 2 Diabetes

	Male		Female		Unknown		Total Freq.	Pct.	
	Freq.	Pct.	Freq.	Pct.	Freq.	Pct.			
1 No	104	75	289	81	0	0	410	78.7	
2 Yes	35	25	68	19	0	0	111	21.3	
Valid responses =	139	27	357	69	0	0	521	1.7	

Invalid responses include no response.



AMERICAN COLLEGE HEALTH ASSOCIATION

American College Health Association-National College Health Assessment (ACHA-NCHA III)
Reference Group Data Report - Fall 2019

UNDERGRADUATE STUDENTS

American College Health Association
8455 Colesville Road, Suite 740
Silver Spring, MD 20910
(410) 859-1500
www.acha.org

December 11, 2023
FREQUENCY REPORT
Number of Surveys (n) =

30084 Web Surveys

65S3) You indicated that you had been diagnosed with Diabetes or Pre-Diabetes. Were you told that you had:

(only includes students that have been diagnosed with Diabetes or Pre-Diabetes)

Pre-diabetes or insulin resistance

	Male		Female		Unknown		Total Freq.	Pct.	
	Freq.	Pct.	Freq.	Pct.	Freq.	Pct.			
1 No	82	56	142	34	0	0	237	40.0	
2 Yes	64	44	271	66	0	0	355	60.0	
Valid responses =	146	25	413	70	0	0	592	2.0	

Invalid responses include no response.

65S4) You indicated that you had been diagnosed with Diabetes or Pre-Diabetes. Were you told that you had:

(only includes students that have been diagnosed with Diabetes or Pre-Diabetes)

Gestational Diabetes

	Male		Female		Unknown		Total Freq.	Pct.	
	Freq.	Pct.	Freq.	Pct.	Freq.	Pct.			
1 No	127	96	328	93	0	0	477	93.5	
2 Yes	5	4	23	7	0	0	33	6.5	
Valid responses =	132	26	351	69	0	0	510	1.7	

Invalid responses include no response.

65T1) Have you had an appointment and/or discussion with a healthcare or mental health professional for the following condition(s) within the last 12 months?

(only includes students that have been diagnosed with this condition)

Acne

	Male		Female		Unknown		Total Freq.	Pct.	
	Freq.	Pct.	Freq.	Pct.	Freq.	Pct.			
1 No	1547	64	2555	50	12	46	4263	54.2	
2 Yes	876	36	2606	51	14	54	3600	45.8	
Valid responses =	2423	31	5161	66	26	0	7863	26.1	

Invalid responses include no response.

65T2) Have you had an appointment and/or discussion with a healthcare or mental health professional for the following condition(s) within the last 12 months?

(only includes students that have been diagnosed with this condition)

ADD/ADHD - Attention Deficit/Hyperactivity Disorder

	Male		Female		Unknown		Total Freq.	Pct.	
	Freq.	Pct.	Freq.	Pct.	Freq.	Pct.			
1 No	360	44	414	32	2	33	829	36.8	
2 Yes	453	56	879	68	4	67	1426	63.2	
Valid responses =	813	36	1293	57	6	0	2255	7.5	

Invalid responses include no response.

65T3) Have you had an appointment and/or discussion with a healthcare or mental health professional for the following condition(s) within the last 12 months?

(only includes students that have been diagnosed with this condition)

Alcohol or Other Drug-Related Abuse or Addiction

	Male		Female		Unknown		Total Freq.	Pct.	
	Freq.	Pct.	Freq.	Pct.	Freq.	Pct.			
1 No	64	56	70	47	0	0	150	49.8	
2 Yes	51	44	79	53	0	0	151	50.2	
Valid responses =	115	38	149	50	0	0	301	1.0	

Invalid responses include no response.

65T4) Have you had an appointment and/or discussion with a healthcare or mental health professional for the following condition(s) within the last 12 months?

(only includes students that have been diagnosed with this condition)

Allergies - food allergy

	Male		Female		Unknown		Total Freq.	Pct.	
	Freq.	Pct.	Freq.	Pct.	Freq.	Pct.			
1 No	615	71	1492	62	6	60	2215	64.7	
2 Yes	252	29	911	38	4	40	1211	35.3	
Valid responses =	867	25	2403	70	10	0	3426	11.4	

Invalid responses include no response.

65T5) Have you had an appointment and/or discussion with a healthcare or mental health professional for the following condition(s) within the last 12 months?

(only includes students that have been diagnosed with this condition)

Allergies - animals/pets

	Male		Female		Unknown		Total Freq.	Pct.	
	Freq.	Pct.	Freq.	Pct.	Freq.	Pct.			
1 No	874	75	1663	67	3	33	2653	69.7	
2 Yes	285	25	825	33	6	67	1155	30.3	
Valid responses =	1159	30	2488	65	9	0	3808	12.7	

Invalid responses include no response.



AMERICAN COLLEGE HEALTH ASSOCIATION

American College Health Association-National College Health Assessment (ACHA-NCHA III)
Reference Group Data Report - Fall 2019

UNDERGRADUATE STUDENTS

American College Health Association
8455 Colesville Road, Suite 740
Silver Spring, MD 20910
(410) 859-1500
www.acha.org

December 11, 2023
FREQUENCY REPORT
Number of Surveys (n) =

30084 Web Surveys

65T6) Have you had an appointment and/or discussion with a healthcare or mental health professional for the following condition(s) within the last 12 months?
(only includes students that have been diagnosed with this condition)
Allergies - environmental (for example: pollen, grass, dust, mold)

	Male		Female		Unknown		Total		Pct.
	Freq.	Pct.	Freq.	Pct.	Freq.	Pct.	Freq.	Pct.	
1 No	1923	74	3541	62	14	64	5693	65.7	
2 Yes	691	26	2171	38	8	36	2966	34.3	
Valid responses =	2614	30	5712	66	22	0	8659	28.8	

Invalid responses include no response.

65T7) Have you had an appointment and/or discussion with a healthcare or mental health professional for the following condition(s) within the last 12 months?
(only includes students that have been diagnosed with this condition)
Anxiety (for example: Generalized Anxiety, Social Anxiety, Panic Disorder, Specific Phobia)

	Male		Female		Unknown		Total		Pct.
	Freq.	Pct.	Freq.	Pct.	Freq.	Pct.	Freq.	Pct.	
1 No	430	33	1328	25	5	26	1846	26.2	
2 Yes	862	67	4013	75	14	74	5201	73.8	
Valid responses =	1292	18	5341	76	19	0	7047	23.4	

Invalid responses include no response.

65T8) Have you had an appointment and/or discussion with a healthcare or mental health professional for the following condition(s) within the last 12 months?
(only includes students that have been diagnosed with this condition)
Asthma

	Male		Female		Unknown		Total		Pct.
	Freq.	Pct.	Freq.	Pct.	Freq.	Pct.	Freq.	Pct.	
1 No	1092	71	1871	58	6	50	3080	61.9	
2 Yes	443	29	1373	42	6	50	1899	38.1	
Valid responses =	1535	31	3244	65	12	0	4979	16.6	

Invalid responses include no response.

65T9) Have you had an appointment and/or discussion with a healthcare or mental health professional for the following condition(s) within the last 12 months?
(only includes students that have been diagnosed with this condition)
Autism Spectrum

	Male		Female		Unknown		Total		Pct.
	Freq.	Pct.	Freq.	Pct.	Freq.	Pct.	Freq.	Pct.	
1 No	104	62	54	54	4	80	190	56.9	
2 Yes	64	38	46	46	1	20	144	43.1	
Valid responses =	168	50	100	30	5	1	334	1.1	

Invalid responses include no response.

65T10) Have you had an appointment and/or discussion with a healthcare or mental health professional for the following condition(s) within the last 12 months?
(only includes students that have been diagnosed with this condition)
Bipolar and Related Conditions (for example: Bipolar I, II, Hypomanic Episode)

	Male		Female		Unknown		Total		Pct.
	Freq.	Pct.	Freq.	Pct.	Freq.	Pct.	Freq.	Pct.	
1 No	51	37	118	28	2	67	189	30.0	
2 Yes	86	63	307	72	1	33	442	70.0	
Valid responses =	137	22	425	67	3	0	631	2.1	

Invalid responses include no response.

65T11) Have you had an appointment and/or discussion with a healthcare or mental health professional for the following condition(s) within the last 12 months?
(only includes students that have been diagnosed with this condition)
Borderline Personality Disorder (BPD), Avoidant Personality, Dependent Personality, or another personality disorder

	Male		Female		Unknown		Total		Pct.
	Freq.	Pct.	Freq.	Pct.	Freq.	Pct.	Freq.	Pct.	
1 No	24	46	57	31	1	33	101	35.3	
2 Yes	28	54	128	69	2	67	185	64.7	
Valid responses =	52	18	185	65	3	1	286	1.0	

Invalid responses include no response.

65T12) Have you had an appointment and/or discussion with a healthcare or mental health professional for the following condition(s) within the last 12 months?
(only includes students that have been diagnosed with this condition)
Cancer

	Male		Female		Unknown		Total		Pct.
	Freq.	Pct.	Freq.	Pct.	Freq.	Pct.	Freq.	Pct.	
1 No	25	39	46	37	0	0	81	38.6	
2 Yes	40	62	80	64	0	0	129	61.4	
Valid responses =	65	31	126	60	0	0	210	0.7	

Invalid responses include no response.



AMERICAN COLLEGE HEALTH ASSOCIATION

American College Health Association-National College Health Assessment (ACHA-NCHA III)
Reference Group Data Report - Fall 2019

UNDERGRADUATE STUDENTS

American College Health Association
8455 Colesville Road, Suite 740
Silver Spring, MD 20910
(410) 859-1500
www.acha.org

December 11, 2023
FREQUENCY REPORT

Number of Surveys (n) = 30084 Web Surveys

65T13) Have you had an appointment and/or discussion with a healthcare or mental health professional for the following condition(s) within the last 12 months?
(only includes students that have been diagnosed with this condition)

Celiac disease

	Male		Female		Unknown		Total		Pct.
	Freq.	Pct.	Freq.	Pct.	Freq.	Pct.	Freq.	Pct.	
1 No	26	58	66	42	0	0	103	45.2	
2 Yes	19	42	93	59	0	0	125	54.8	
Valid responses =	45	20	159	70	0	0	228	0.8	

Invalid responses include no response.

65T14) Have you had an appointment and/or discussion with a healthcare or mental health professional for the following condition(s) within the last 12 months?
(only includes students that have been diagnosed with this condition)

Chronic pain (for example: back or joint pain, arthritis, nerve pain)

	Male		Female		Unknown		Total		Pct.
	Freq.	Pct.	Freq.	Pct.	Freq.	Pct.	Freq.	Pct.	
1 No	126	35	371	29	2	18	537	30.2	
2 Yes	235	65	930	72	9	82	1244	69.8	
Valid responses =	361	20	1301	73	11	1	1781	5.9	

Invalid responses include no response.

65T15) Have you had an appointment and/or discussion with a healthcare or mental health professional for the following condition(s) within the last 12 months?
(only includes students that have been diagnosed with this condition)

Depression (for example: Major depression, persistent depressive disorder, disruptive mood disorder)

	Male		Female		Unknown		Total		Pct.
	Freq.	Pct.	Freq.	Pct.	Freq.	Pct.	Freq.	Pct.	
1 No	387	34	1006	24	3	20	1484	26.0	
2 Yes	759	66	3157	76	12	80	4224	74.0	
Valid responses =	1146	20	4163	73	15	0	5708	19.0	

Invalid responses include no response.

65T16) Have you had an appointment and/or discussion with a healthcare or mental health professional for the following condition(s) within the last 12 months?
(only includes students that have been diagnosed with this condition)

Diabetes or pre-diabetes/insulin resistance

	Male		Female		Unknown		Total		Pct.
	Freq.	Pct.	Freq.	Pct.	Freq.	Pct.	Freq.	Pct.	
1 No	59	37	136	31	0	0	211	33.5	
2 Yes	100	63	302	69	0	0	419	66.5	
Valid responses =	159	25	438	70	0	0	630	2.1	

Invalid responses include no response.

65T17) Have you had an appointment and/or discussion with a healthcare or mental health professional for the following condition(s) within the last 12 months?
(only includes students that have been diagnosed with this condition)

Eating Disorders (for example: Anorexia Nervosa, Bulimia Nervosa, Binge-Eating)

	Male		Female		Unknown		Total		Pct.
	Freq.	Pct.	Freq.	Pct.	Freq.	Pct.	Freq.	Pct.	
1 No	49	53	457	49	3	60	560	50.4	
2 Yes	43	47	471	51	2	40	552	49.6	
Valid responses =	92	8	928	83	5	0	1112	3.7	

Invalid responses include no response.

65T18) Have you had an appointment and/or discussion with a healthcare or mental health professional for the following condition(s) within the last 12 months?
(only includes students that have been diagnosed with this condition)

Endometriosis

	Male		Female		Unknown		Total		Pct.
	Freq.	Pct.	Freq.	Pct.	Freq.	Pct.	Freq.	Pct.	
1 No	8	67	108	34	1	100	131	36.2	
2 Yes	4	33	213	66	0	0	231	63.8	
Valid responses =	12	3	321	89	1	0	362	1.2	

Invalid responses include no response.

65T19) Have you had an appointment and/or discussion with a healthcare or mental health professional for the following condition(s) within the last 12 months?
(only includes students that have been diagnosed with this condition)

Gambling Disorder

	Male		Female		Unknown		Total		Pct.
	Freq.	Pct.	Freq.	Pct.	Freq.	Pct.	Freq.	Pct.	
1 No	13	81	7	88	0	0	26	76.5	
2 Yes	3	19	1	13	0	0	8	23.5	
Valid responses =	16	47	8	24	0	0	34	0.1	

Invalid responses include no response.



AMERICAN COLLEGE HEALTH ASSOCIATION

American College Health Association-National College Health Assessment (ACHA-NCHA III)
Reference Group Data Report - Fall 2019

UNDERGRADUATE STUDENTS

American College Health Association
8455 Colesville Road, Suite 740
Silver Spring, MD 20910
(410) 859-1500
www.acha.org

December 11, 2023
FREQUENCY REPORT
Number of Surveys (n) =

30084 Web Surveys

65T20) Have you had an appointment and/or discussion with a healthcare or mental health professional for the following condition(s) within the last 12 months?
(only includes students that have been diagnosed with this condition)

Genital herpes

	Male		Female		Unknown		Total		Pct.
	Freq.	Pct.	Freq.	Pct.	Freq.	Pct.	Freq.	Pct.	
1 No	20	61	47	34	0	0	75	40.3	
2 Yes	13	39	90	66	0	0	111	59.7	
Valid responses =	33	18	137	74	0	0	186	0.6	

Invalid responses include no response.

65T21) Have you had an appointment and/or discussion with a healthcare or mental health professional for the following condition(s) within the last 12 months?
(only includes students that have been diagnosed with this condition)

Gastroesophageal Reflux Disease (GERD) or acid reflux

	Male		Female		Unknown		Total		Pct.
	Freq.	Pct.	Freq.	Pct.	Freq.	Pct.	Freq.	Pct.	
1 No	102	50	338	41	1	100	481	43.8	
2 Yes	102	50	487	59	0	0	617	56.2	
Valid responses =	204	19	825	75	1	0	1098	3.6	

Invalid responses include no response.

65T22) Have you had an appointment and/or discussion with a healthcare or mental health professional for the following condition(s) within the last 12 months?
(only includes students that have been diagnosed with this condition)

Heart & vascular disorders (for example: atrial fibrillation or other cardiac arrhythmia, mitral valve prolapse or other valvular heart disease, congenital heart condition)

	Male		Female		Unknown		Total		Pct.
	Freq.	Pct.	Freq.	Pct.	Freq.	Pct.	Freq.	Pct.	
1 No	92	53	192	45	1	33	304	47.5	
2 Yes	81	47	238	55	2	67	336	52.5	
Valid responses =	173	27	430	67	3	0	640	2.1	

Invalid responses include no response.

65T23) Have you had an appointment and/or discussion with a healthcare or mental health professional for the following condition(s) within the last 12 months?
(only includes students that have been diagnosed with this condition)

Hepatitis B or C

	Male		Female		Unknown		Total		Pct.
	Freq.	Pct.	Freq.	Pct.	Freq.	Pct.	Freq.	Pct.	
1 No	17	59	22	79	0	0	46	67.6	
2 Yes	12	41	6	21	0	0	22	32.4	
Valid responses =	29	43	28	41	0	0	68	0.2	

Invalid responses include no response.

65T24) Have you had an appointment and/or discussion with a healthcare or mental health professional for the following condition(s) within the last 12 months?
(only includes students that have been diagnosed with this condition)

High blood pressure (hypertension)

	Male		Female		Unknown		Total		Pct.
	Freq.	Pct.	Freq.	Pct.	Freq.	Pct.	Freq.	Pct.	
1 No	116	40	121	34	1	100	254	36.8	
2 Yes	172	60	237	66	0	0	436	63.2	
Valid responses =	288	42	358	52	1	0	690	2.3	

Invalid responses include no response.

65T25) Have you had an appointment and/or discussion with a healthcare or mental health professional for the following condition(s) within the last 12 months?
(only includes students that have been diagnosed with this condition)

High cholesterol (hyperlipidemia)

	Male		Female		Unknown		Total		Pct.
	Freq.	Pct.	Freq.	Pct.	Freq.	Pct.	Freq.	Pct.	
1 No	85	43	185	41	0	0	286	41.9	
2 Yes	114	57	265	59	0	0	397	58.1	
Valid responses =	199	29	450	66	0	0	683	2.3	

Invalid responses include no response.

65T26) Have you had an appointment and/or discussion with a healthcare or mental health professional for the following condition(s) within the last 12 months?
(only includes students that have been diagnosed with this condition)

HIV or AIDS

	Male		Female		Unknown		Total		Pct.
	Freq.	Pct.	Freq.	Pct.	Freq.	Pct.	Freq.	Pct.	
1 No	8	36	8	73	0	0	22	48.9	
2 Yes	14	64	3	27	0	0	23	51.1	
Valid responses =	22	49	11	24	0	0	45	0.1	

Invalid responses include no response.



AMERICAN COLLEGE HEALTH ASSOCIATION

American College Health Association-National College Health Assessment (ACHA-NCHA III)
Reference Group Data Report - Fall 2019

UNDERGRADUATE STUDENTS

American College Health Association
8455 Colesville Road, Suite 740
Silver Spring, MD 20910
(410) 859-1500
www.acha.org

December 11, 2023
FREQUENCY REPORT
Number of Surveys (n) =

30084 Web Surveys

65T27) Have you had an appointment and/or discussion with a healthcare or mental health professional for the following condition(s) within the last 12 months?
(only includes students that have been diagnosed with this condition)
Human papillomavirus (HPV) or genital warts

	Male		Female		Unknown		Total		Pct.
	Freq.	Pct.	Freq.	Pct.	Freq.	Pct.	Freq.	Pct.	
1 No	25	56	86	41	1	50	121	44.0	
2 Yes	20	44	124	59	1	50	154	56.0	
Valid responses =	45	16	210	76	2	1	275	0.9	

Invalid responses include no response.

65T28) Have you had an appointment and/or discussion with a healthcare or mental health professional for the following condition(s) within the last 12 months?
(only includes students that have been diagnosed with this condition)
Insomnia

	Male		Female		Unknown		Total		Pct.
	Freq.	Pct.	Freq.	Pct.	Freq.	Pct.	Freq.	Pct.	
1 No	128	45	416	42	2	33	596	42.9	
2 Yes	156	55	565	58	4	67	792	57.1	
Valid responses =	284	20	981	71	6	0	1388	4.6	

Invalid responses include no response.

65T29) Have you had an appointment and/or discussion with a healthcare or mental health professional for the following condition(s) within the last 12 months?
(only includes students that have been diagnosed with this condition)
Irritable bowel syndrome (spastic colon or spastic bowel)

	Male		Female		Unknown		Total		Pct.
	Freq.	Pct.	Freq.	Pct.	Freq.	Pct.	Freq.	Pct.	
1 No	66	41	302	39	0	0	395	39.1	
2 Yes	94	59	480	61	1	100	614	60.9	
Valid responses =	160	16	782	78	1	0	1009	3.4	

Invalid responses include no response.

65T30) Have you had an appointment and/or discussion with a healthcare or mental health professional for the following condition(s) within the last 12 months?
(only includes students that have been diagnosed with this condition)
Migraine headaches

	Male		Female		Unknown		Total		Pct.
	Freq.	Pct.	Freq.	Pct.	Freq.	Pct.	Freq.	Pct.	
1 No	304	60	990	42	1	14	1362	45.6	
2 Yes	205	40	1352	58	6	86	1626	54.4	
Valid responses =	509	17	2342	78	7	0	2988	9.9	

Invalid responses include no response.

65T31) Have you had an appointment and/or discussion with a healthcare or mental health professional for the following condition(s) within the last 12 months?
(only includes students that have been diagnosed with this condition)
Obsessive-Compulsive and Related Conditions (for example: OCD, Body Dysmorphia, Hoarding, Trichotillomania and other body-focused repetitive behavior disorders)

	Male		Female		Unknown		Total		Pct.
	Freq.	Pct.	Freq.	Pct.	Freq.	Pct.	Freq.	Pct.	
1 No	109	47	323	36	5	71	474	38.7	
2 Yes	122	53	569	64	2	29	750	61.3	
Valid responses =	231	19	892	73	7	1	1224	4.1	

Invalid responses include no response.

65T32) Have you had an appointment and/or discussion with a healthcare or mental health professional for the following condition(s) within the last 12 months?
(only includes students that have been diagnosed with this condition)
Polycystic Ovarian Syndrome (PCOS)

	Male		Female		Unknown		Total		Pct.
	Freq.	Pct.	Freq.	Pct.	Freq.	Pct.	Freq.	Pct.	
1 No	7	64	165	25	0	0	188	25.9	
2 Yes	4	36	505	75	0	0	539	74.1	
Valid responses =	11	2	670	92	0	0	727	2.4	

Invalid responses include no response.

65T33) Have you had an appointment and/or discussion with a healthcare or mental health professional for the following condition(s) within the last 12 months?
(only includes students that have been diagnosed with this condition)
PTSD (Posttraumatic Stress Disorder), Adjustment Disorder, or another trauma- or stressor-related condition

	Male		Female		Unknown		Total		Pct.
	Freq.	Pct.	Freq.	Pct.	Freq.	Pct.	Freq.	Pct.	
1 No	86	41	317	31	2	33	451	32.5	
2 Yes	126	59	719	69	4	67	936	67.5	
Valid responses =	212	15	1036	75	6	0	1387	4.6	

Invalid responses include no response.



AMERICAN COLLEGE HEALTH ASSOCIATION

American College Health Association-National College Health Assessment (ACHA-NCHA III)
Reference Group Data Report - Fall 2019

UNDERGRADUATE STUDENTS

American College Health Association
8455 Colesville Road, Suite 740
Silver Spring, MD 20910
(410) 859-1500
www.acha.org

December 11, 2023
FREQUENCY REPORT

Number of Surveys (n) = 30084 Web Surveys

65T34) Have you had an appointment and/or discussion with a healthcare or mental health professional for the following condition(s) within the last 12 months?
(only includes students that have been diagnosed with this condition)

Schizophrenia and Other Psychotic Conditions (for example: Schizophrenia, Schizoaffective Disorder, Schizophreniform Disorder, Delusional Disorder)

	Male		Female		Unknown		Total		Pct.
	Freq.	Pct.	Freq.	Pct.	Freq.	Pct.	Freq.	Pct.	
1 No	20	43	11	26	0	0	42	35.9	
2 Yes	27	57	32	74	1	100	75	64.1	
Valid responses =	47	40	43	37	1	1	117	0.4	

Invalid responses include no response.

65T35) Have you had an appointment and/or discussion with a healthcare or mental health professional for the following condition(s) within the last 12 months?
(only includes students that have been diagnosed with this condition)

Sleep Apnea

	Male		Female		Unknown		Total		Pct.
	Freq.	Pct.	Freq.	Pct.	Freq.	Pct.	Freq.	Pct.	
1 No	82	44	116	48	1	50	213	46.3	
2 Yes	105	56	127	52	1	50	247	53.7	
Valid responses =	187	41	243	53	2	0	460	1.5	

Invalid responses include no response.

65T36) Have you had an appointment and/or discussion with a healthcare or mental health professional for the following condition(s) within the last 12 months?
(only includes students that have been diagnosed with this condition)

Thyroid condition or disorder

	Male		Female		Unknown		Total		Pct.
	Freq.	Pct.	Freq.	Pct.	Freq.	Pct.	Freq.	Pct.	
1 No	22	28	115	19	1	33	153	20.8	
2 Yes	57	72	503	81	2	67	584	79.2	
Valid responses =	79	11	618	84	3	0	737	2.4	

Invalid responses include no response.

65T37) Have you had an appointment and/or discussion with a healthcare or mental health professional for the following condition(s) within the last 12 months?
(only includes students that have been diagnosed with this condition)

Tourette's or other neurodevelopmental condition not already listed

	Male		Female		Unknown		Total		Pct.
	Freq.	Pct.	Freq.	Pct.	Freq.	Pct.	Freq.	Pct.	
1 No	31	74	20	56	0	0	58	62.4	
2 Yes	11	26	16	44	0	0	35	37.6	
Valid responses =	42	45	36	39	0	0	93	0.3	

Invalid responses include no response.

65T38) Have you had an appointment and/or discussion with a healthcare or mental health professional for the following condition(s) within the last 12 months?
(only includes students that have been diagnosed with this condition)

Traumatic brain injury (TBI)

	Male		Female		Unknown		Total		Pct.
	Freq.	Pct.	Freq.	Pct.	Freq.	Pct.	Freq.	Pct.	
1 No	49	48	66	43	0	0	120	43.6	
2 Yes	54	52	87	57	1	100	155	56.4	
Valid responses =	103	37	153	56	1	0	275	0.9	

Invalid responses include no response.

65T39) Have you had an appointment and/or discussion with a healthcare or mental health professional for the following condition(s) within the last 12 months?
(only includes students that have been diagnosed with this condition)

Urinary system disorder (for example: bladder or kidney disease, urinary reflux, interstitial cystitis)

	Male		Female		Unknown		Total		Pct.
	Freq.	Pct.	Freq.	Pct.	Freq.	Pct.	Freq.	Pct.	
1 No	25	48	106	40	0	0	146	42.4	
2 Yes	27	52	158	60	1	100	198	57.6	
Valid responses =	52	15	264	77	1	0	344	1.1	

Invalid responses include no response.

65T40) Have you had an appointment and/or discussion with a healthcare or mental health professional for the following condition(s) within the last 12 months?
(only includes students that have been diagnosed with this condition)

Other ongoing or chronic condition not listed above

	Male		Female		Unknown		Total		Pct.
	Freq.	Pct.	Freq.	Pct.	Freq.	Pct.	Freq.	Pct.	
1 No	119	59	310	41	3	60	471	45.1	
2 Yes	83	41	447	59	2	40	573	54.9	
Valid responses =	202	19	757	73	5	0	1044	3.5	

Invalid responses include no response.



AMERICAN COLLEGE HEALTH ASSOCIATION

American College Health Association-National College Health Assessment (ACHA-NCHA III)
Reference Group Data Report - Fall 2019

UNDERGRADUATE STUDENTS

American College Health Association
8455 Colesville Road, Suite 740
Silver Spring, MD 20910
(410) 859-1500
www.acha.org

December 11, 2023
FREQUENCY REPORT
Number of Surveys (n) =

30084 Web Surveys

65U2) In the last 12 months, what treatment(s), if any, have you used for the following conditions?

(only includes students that have had an appointment/discussion with a healthcare/mental health professional for the condition within the last 12 months)

ADD/ADHD - Attention Deficit/Hyperactivity Disorder

	Male		Female		Unknown		Total	
	Freq.	Pct.	Freq.	Pct.	Freq.	Pct.	Freq.	Pct.
1 No treatment	63	14	111	13	0	0	187	13.2
2 Medicine only	260	57	449	51	1	25	738	51.9
3 Therapy only	19	4	71	8	1	25	100	7.0
4 Both medicine and therapy	109	24	238	27	2	50	388	27.3
5 Other Treatment	2	0	6	1	0	0	9	0.6
Valid responses =	453	32	875	62	4	0	1422	4.7

Invalid responses include no response.

65U3) In the last 12 months, what treatment(s), if any, have you used for the following conditions?

(only includes students that have had an appointment/discussion with a healthcare/mental health professional for the condition within the last 12 months)

Alcohol or Other Drug-Related Abuse or Addiction

	Male		Female		Unknown		Total	
	Freq.	Pct.	Freq.	Pct.	Freq.	Pct.	Freq.	Pct.
1 No treatment	16	31	14	18	0	0	34	22.5
2 Medicine only	2	4	2	3	0	0	4	2.6
3 Therapy only	23	45	35	44	0	0	66	43.7
4 Both medicine and therapy	7	14	19	24	0	0	32	21.2
5 Other Treatment	3	6	9	11	0	0	15	9.9
Valid responses =	51	34	79	52	0	0	151	0.5

Invalid responses include no response.

65U7) In the last 12 months, what treatment(s), if any, have you used for the following conditions?

(only includes students that have had an appointment/discussion with a healthcare/mental health professional for the condition within the last 12 months)

Anxiety (for example: Generalized Anxiety, Social Anxiety, Panic Disorder, Specific Phobia)

	Male		Female		Unknown		Total	
	Freq.	Pct.	Freq.	Pct.	Freq.	Pct.	Freq.	Pct.
1 No treatment	102	12	343	9	1	7	463	8.9
2 Medicine only	185	22	889	22	2	14	1121	21.6
3 Therapy only	214	25	1052	26	5	36	1344	25.9
4 Both medicine and therapy	353	41	1668	42	6	43	2200	42.4
5 Other Treatment	6	1	51	1	0	0	61	1.2
Valid responses =	860	17	4003	77	14	0	5189	17.2

Invalid responses include no response.

65U9) In the last 12 months, what treatment(s), if any, have you used for the following conditions?

(only includes students that have had an appointment/discussion with a healthcare/mental health professional for the condition within the last 12 months)

Autism spectrum

	Male		Female		Unknown		Total	
	Freq.	Pct.	Freq.	Pct.	Freq.	Pct.	Freq.	Pct.
1 No treatment	17	27	11	24	0	0	39	27.1
2 Medicine only	7	11	5	11	0	0	14	9.7
3 Therapy only	25	39	22	48	0	0	58	40.3
4 Both medicine and therapy	14	22	7	15	1	100	30	20.8
5 Other Treatment	1	2	1	2	0	0	3	2.1
Valid responses =	64	44	46	32	1	1	144	0.5

Invalid responses include no response.

65U10) In the last 12 months, what treatment(s), if any, have you used for the following conditions?

(only includes students that have had an appointment/discussion with a healthcare/mental health professional for the condition within the last 12 months)

Bipolar and Related Conditions (for example: Bipolar I, II, Hypomanic Episode)

	Male		Female		Unknown		Total	
	Freq.	Pct.	Freq.	Pct.	Freq.	Pct.	Freq.	Pct.
1 No treatment	10	12	21	7	0	0	34	7.7
2 Medicine only	21	24	57	19	0	0	84	19.0
3 Therapy only	11	13	43	14	0	0	58	13.1
4 Both medicine and therapy	44	51	182	59	1	100	262	59.3
5 Other Treatment	0	0	4	1	0	0	4	0.9
Valid responses =	86	19	307	69	1	0	442	1.5

Invalid responses include no response.

65U11) In the last 12 months, what treatment(s), if any, have you used for the following conditions?

(only includes students that have had an appointment/discussion with a healthcare/mental health professional for the condition within the last 12 months)

Borderline Personality Disorder (BPD), Avoidant Personality, Dependent Personality, or another personality disorder

	Male		Female		Unknown		Total	
	Freq.	Pct.	Freq.	Pct.	Freq.	Pct.	Freq.	Pct.
1 No treatment	6	21	9	7	0	0	20	10.8
2 Medicine only	3	11	11	9	0	0	18	9.7
3 Therapy only	8	29	38	30	1	50	55	29.7
4 Both medicine and therapy	11	39	70	55	1	50	91	49.2
5 Other Treatment	0	0	0	0	0	0	1	0.5
Valid responses =	28	15	128	69	2	1	185	0.6

Invalid responses include no response.

65U15) In the last 12 months, what treatment(s), if any, have you used for the following conditions?

(only includes students that have had an appointment/discussion with a healthcare/mental health professional for the condition within the last 12 months)



AMERICAN COLLEGE HEALTH ASSOCIATION

American College Health Association-National College Health Assessment (ACHA-NCHA III)
Reference Group Data Report - Fall 2019

UNDERGRADUATE STUDENTS

American College Health Association
8455 Colesville Road, Suite 740
Silver Spring, MD 20910
(410) 859-1500
www.acha.org

December 11, 2023
FREQUENCY REPORT
Number of Surveys (n) =

30084 Web Surveys

Depression (for example: Major depression, persistent depressive disorder, disruptive mood disorder)

	Male		Female		Unknown		Total	
	Freq.	Pct.	Freq.	Pct.	Freq.	Pct.	Freq.	Pct.
1 No treatment	51	7	201	6	1	8	270	6.4
2 Medicine only	143	19	630	20	2	17	811	19.2
3 Therapy only	192	25	713	23	1	8	964	22.9
4 Both medicine and therapy	365	48	1575	50	8	67	2129	50.5
5 Other Treatment	7	1	29	1	0	0	39	0.9
Valid responses =	758	18	3148	75	12	0	4213	14.0

Invalid responses include no response.

65U17) In the last 12 months, what treatment(s), if any, have you used for the following conditions?

(only includes students that have had an appointment/discussion with a healthcare/mental health professional for the condition within the last 12 months)

Eating Disorders (for example: Anorexia Nervosa, Bulimia Nervosa, Binge-Eating)

	Male		Female		Unknown		Total	
	Freq.	Pct.	Freq.	Pct.	Freq.	Pct.	Freq.	Pct.
1 No treatment	8	19	82	17	0	0	97	17.6
2 Medicine only	5	12	20	4	0	0	25	4.5
3 Therapy only	19	44	248	53	1	50	282	51.2
4 Both medicine and therapy	10	23	98	21	1	50	121	22.0
5 Other Treatment	1	2	22	5	0	0	26	4.7
Valid responses =	43	8	470	85	2	0	551	1.8

Invalid responses include no response.

65U19) In the last 12 months, what treatment(s), if any, have you used for the following conditions?

(only includes students that have had an appointment/discussion with a healthcare/mental health professional for the condition within the last 12 months)

Gambling Disorder

	Male		Female		Unknown		Total	
	Freq.	Pct.	Freq.	Pct.	Freq.	Pct.	Freq.	Pct.
1 No treatment	0	0	1	100	0	0	3	37.5
2 Medicine only	2	67	0	0	0	0	2	25.0
3 Therapy only	1	33	0	0	0	0	1	12.5
4 Both medicine and therapy	0	0	0	0	0	0	2	25.0
5 Other Treatment	0	0	0	0	0	0	0	0.0
Valid responses =	3	38	1	13	0	0	8	0.0

Invalid responses include no response.

65U28) In the last 12 months, what treatment(s), if any, have you used for the following conditions?

(only includes students that have had an appointment/discussion with a healthcare/mental health professional for the condition within the last 12 months)

Insomnia

	Male		Female		Unknown		Total	
	Freq.	Pct.	Freq.	Pct.	Freq.	Pct.	Freq.	Pct.
1 No treatment	32	21	118	21	0	0	165	20.9
2 Medicine only	53	34	217	39	1	25	291	36.9
3 Therapy only	21	14	59	11	0	0	87	11.0
4 Both medicine and therapy	42	27	152	27	2	50	217	27.5
5 Other Treatment	8	5	17	3	1	25	29	3.7
Valid responses =	156	20	563	71	4	1	789	2.6

Invalid responses include no response.

65U31) In the last 12 months, what treatment(s), if any, have you used for the following conditions?

(only includes students that have had an appointment/discussion with a healthcare/mental health professional for the condition within the last 12 months)

Obsessive-Compulsive and Related Conditions (for example: OCD, Body Dysmorphia, Hoarding, Trichotillomania and other body-focused repetitive behavior disorders)

	Male		Female		Unknown		Total	
	Freq.	Pct.	Freq.	Pct.	Freq.	Pct.	Freq.	Pct.
1 No treatment	18	15	64	11	0	0	88	11.8
2 Medicine only	22	18	83	15	1	50	109	14.6
3 Therapy only	37	31	169	30	1	50	221	29.5
4 Both medicine and therapy	42	35	247	44	0	0	323	43.2
5 Other Treatment	2	2	5	1	0	0	7	0.9
Valid responses =	121	16	568	76	2	0	748	2.5

Invalid responses include no response.

65U33) In the last 12 months, what treatment(s), if any, have you used for the following conditions?

(only includes students that have had an appointment/discussion with a healthcare/mental health professional for the condition within the last 12 months)

PTSD (Posttraumatic Stress Disorder), Acute Stress Disorder, Adjustment Disorder, or another trauma- or stressor- related condition

	Male		Female		Unknown		Total	
	Freq.	Pct.	Freq.	Pct.	Freq.	Pct.	Freq.	Pct.
1 No treatment	15	12	72	10	0	0	92	9.9
2 Medicine only	11	9	57	8	0	0	71	7.6
3 Therapy only	54	43	313	44	2	50	401	42.9
4 Both medicine and therapy	42	34	271	38	1	25	359	38.4
5 Other Treatment	3	2	5	1	1	25	11	1.2
Valid responses =	125	13	718	77	4	0	934	3.1

Invalid responses include no response.

65U34) In the last 12 months, what treatment(s), if any, have you used for the following conditions?

(only includes students that have had an appointment/discussion with a healthcare/mental health professional for the condition within the last 12 months)

Schizophrenia and Other Psychotic Conditions (for example: Schizophrenia, Schizoaffective Disorder, Schizophreniform Disorder, Delusional Disorder)

	Male		Female		Unknown		Total	
	Freq.	Pct.	Freq.	Pct.	Freq.	Pct.	Freq.	Pct.



AMERICAN COLLEGE HEALTH ASSOCIATION

American College Health Association-National College Health Assessment (ACHA-NCHA III)
Reference Group Data Report - Fall 2019

UNDERGRADUATE STUDENTS

American College Health Association
8455 Colesville Road, Suite 740
Silver Spring, MD 20910
(410) 859-1500
www.acha.org

December 11, 2023
FREQUENCY REPORT
Number of Surveys (n) =

30084 Web Surveys

	4	15	2	6	0	0	8	10.7	
1 No treatment	4	15	2	6	0	0	8	10.7	
2 Medicine only	6	22	3	9	0	0	12	16.0	
3 Therapy only	1	4	7	22	0	0	10	13.3	
4 Both medicine and therapy	16	59	20	63	1	100	45	60.0	
5 Other Treatment	0	0	0	0	0	0	0	0.0	
Valid responses =	27	36	32	43	1	1	75	0.2	

Invalid responses include no response.

65U37) In the last 12 months, what treatment(s), if any, have you used for the following conditions?

(only includes students that have had an appointment/discussion with a healthcare/mental health professional for the condition within the last 12 months)

Tourette's or other neurodevelopmental condition not already listed

	Male		Female		Unknown		Total		
	Freq.	Pct.	Freq.	Pct.	Freq.	Pct.	Freq.	Pct.	
1 No treatment	3	27	6	40	0	0	12	35.3	
2 Medicine only	5	46	5	33	0	0	10	29.4	
3 Therapy only	1	9	2	13	0	0	3	8.8	
4 Both medicine and therapy	2	18	2	13	0	0	8	23.5	
5 Other Treatment	0	0	0	0	0	0	1	2.9	
Valid responses =	11	32	15	44	0	0	34	0.1	

Invalid responses include no response.

65U38) In the last 12 months, what treatment(s), if any, have you used for the following conditions?

(only includes students that have had an appointment/discussion with a healthcare/mental health professional for the condition within the last 12 months)

Traumatic brain injury (TBI)

	Male		Female		Unknown		Total		
	Freq.	Pct.	Freq.	Pct.	Freq.	Pct.	Freq.	Pct.	
1 No treatment	16	30	19	22	0	0	39	25.5	
2 Medicine only	9	17	20	23	0	0	30	19.6	
3 Therapy only	8	15	19	22	0	0	30	19.6	
4 Both medicine and therapy	17	32	18	21	1	100	40	26.1	
5 Other Treatment	3	6	10	12	0	0	14	9.2	
Valid responses =	53	35	86	56	1	1	153	0.5	

Invalid responses include no response.

65W1) Have you received treatment for the following condition(s) by a healthcare or mental health professional within the last 12 months?

(only includes students that have had an appointment/discussion with a healthcare/mental health professional for the condition within the last 12 months)

Acne

	Male		Female		Unknown		Total		
	Freq.	Pct.	Freq.	Pct.	Freq.	Pct.	Freq.	Pct.	
1 No	95	11	302	12	0	0	420	11.8	
2 Yes	773	89	2280	88	14	100	3148	88.2	
Valid responses =	868	24	2582	72	14	0	3568	11.9	

Invalid responses include no response.

65W4) Have you received treatment for the following condition(s) by a healthcare or mental health professional within the last 12 months?

(only includes students that have had an appointment/discussion with a healthcare/mental health professional for the condition within the last 12 months)

Allergies - food allergy

	Male		Female		Unknown		Total		
	Freq.	Pct.	Freq.	Pct.	Freq.	Pct.	Freq.	Pct.	
1 No	98	39	332	37	2	50	452	37.5	
2 Yes	153	61	573	63	2	50	752	62.5	
Valid responses =	251	21	905	75	4	0	1204	4.0	

Invalid responses include no response.

65W5) Have you received treatment for the following condition(s) by a healthcare or mental health professional within the last 12 months?

(only includes students that have had an appointment/discussion with a healthcare/mental health professional for the condition within the last 12 months)

Allergies - animals/pets

	Male		Female		Unknown		Total		
	Freq.	Pct.	Freq.	Pct.	Freq.	Pct.	Freq.	Pct.	
1 No	358	52	1021	47	2	29	1430	48.5	
2 Yes	333	48	1135	53	5	71	1520	51.5	
Valid responses =	691	23	2156	73	7	0	2950	9.8	

Invalid responses include no response.



AMERICAN COLLEGE HEALTH ASSOCIATION

American College Health Association-National College Health Assessment (ACHA-NCHA III)
Reference Group Data Report - Fall 2019

UNDERGRADUATE STUDENTS

American College Health Association
8455 Colesville Road, Suite 740
Silver Spring, MD 20910
(410) 859-1500
www.acha.org

December 11, 2023
FREQUENCY REPORT



Number of Surveys (n) = 30084 Web Surveys

65W6) Have you received treatment for the following condition(s) by a healthcare or mental health professional within the last 12 months?
(only includes students that have had an appointment/discussion with a healthcare/mental health professional for the condition within the last 12 months)
Allergies - environmental (for example: pollen, grass, dust, mold)

	Male		Female		Unknown		Total	
	Freq.	Pct.	Freq.	Pct.	Freq.	Pct.	Freq.	Pct.
1 No	0	0	0	0	0	0	0	0.0
2 Yes	0	0	0	0	0	0	0	0.0
Valid responses =	0	0	0	0	0	0	0	0.0



Invalid responses include no response.

65W8) Have you received treatment for the following condition(s) by a healthcare or mental health professional within the last 12 months?
(only includes students that have had an appointment/discussion with a healthcare/mental health professional for the condition within the last 12 months)
Asthma

	Male		Female		Unknown		Total	
	Freq.	Pct.	Freq.	Pct.	Freq.	Pct.	Freq.	Pct.
1 No	91	21	232	17	1	17	336	17.9 
2 Yes	350	79	1126	83	5	83	1546	82.1 
Valid responses =	441	23	1358	72	6	0	1882	6.3



Invalid responses include no response.

65W12) Have you received treatment for the following condition(s) by a healthcare or mental health professional within the last 12 months?
(only includes students that have had an appointment/discussion with a healthcare/mental health professional for the condition within the last 12 months)
Cancer

	Male		Female		Unknown		Total	
	Freq.	Pct.	Freq.	Pct.	Freq.	Pct.	Freq.	Pct.
1 No	18	45	36	45	0	0	59	45.7 
2 Yes	22	55	44	55	0	0	70	54.3 
Valid responses =	40	31	80	62	0	0	129	0.4



Invalid responses include no response.

65W13) Have you received treatment for the following condition(s) by a healthcare or mental health professional within the last 12 months?
(only includes students that have had an appointment/discussion with a healthcare/mental health professional for the condition within the last 12 months)
Celiac disease

	Male		Female		Unknown		Total	
	Freq.	Pct.	Freq.	Pct.	Freq.	Pct.	Freq.	Pct.
1 No	7	37	31	33	0	0	46	36.8 
2 Yes	12	63	62	67	0	0	79	63.2 
Valid responses =	19	15	93	74	0	0	125	0.4



Invalid responses include no response.

65W14) Have you received treatment for the following condition(s) by a healthcare or mental health professional within the last 12 months?
(only includes students that have had an appointment/discussion with a healthcare/mental health professional for the condition within the last 12 months)
Chronic pain (for example: back or joint pain, arthritis, nerve pain)

	Male		Female		Unknown		Total	
	Freq.	Pct.	Freq.	Pct.	Freq.	Pct.	Freq.	Pct.
1 No	42	18	157	17	1	11	219	17.7 
2 Yes	191	82	768	83	8	89	1018	82.3 
Valid responses =	233	19	925	75	9	1	1237	4.1



Invalid responses include no response.

65W16) Have you received treatment for the following condition(s) by a healthcare or mental health professional within the last 12 months?
(only includes students that have had an appointment/discussion with a healthcare/mental health professional for the condition within the last 12 months)
Diabetes or pre-diabetes/insulin resistance

	Male		Female		Unknown		Total	
	Freq.	Pct.	Freq.	Pct.	Freq.	Pct.	Freq.	Pct.
1 No	16	16	68	23	0	0	91	21.7 
2 Yes	84	84	234	78	0	0	328	78.3 
Valid responses =	100	24	302	72	0	0	419	1.4

Invalid responses include no response.

65W18) Have you received treatment for the following condition(s) by a healthcare or mental health professional within the last 12 months?
(only includes students that have had an appointment/discussion with a healthcare/mental health professional for the condition within the last 12 months)
Endometriosis

	Male		Female		Unknown		Total	
	Freq.	Pct.	Freq.	Pct.	Freq.	Pct.	Freq.	Pct.
1 No	1	25	50	24	0	0	57	24.8 
2 Yes	3	75	162	76	0	0	173	75.2 
Valid responses =	4	2	212	92	0	0	230	0.8

Invalid responses include no response.



AMERICAN COLLEGE HEALTH ASSOCIATION

American College Health Association-National College Health Assessment (ACHA-NCHA III)
Reference Group Data Report - Fall 2019

UNDERGRADUATE STUDENTS

American College Health Association
8455 Colesville Road, Suite 740
Silver Spring, MD 20910
(410) 859-1500
www.acha.org

December 11, 2023
FREQUENCY REPORT

Number of Surveys (n) = 30084 Web Surveys

65W20) Have you received treatment for the following condition(s) by a healthcare or mental health professional within the last 12 months?
(only includes students that have had an appointment/discussion with a healthcare/mental health professional for the condition within the last 12 months)
Genital herpes

	Male		Female		Unknown		Total	
	Freq.	Pct.	Freq.	Pct.	Freq.	Pct.	Freq.	Pct.
1 No	0	0	13	14	0	0	18	16.2
2 Yes	13	100	77	86	0	0	93	83.8
Valid responses =	13	12	90	81	0	0	111	0.4

Invalid responses include no response.

65W21) Have you received treatment for the following condition(s) by a healthcare or mental health professional within the last 12 months?
(only includes students that have had an appointment/discussion with a healthcare/mental health professional for the condition within the last 12 months)
Gastroesophageal Reflux Disease (GERD) or acid reflux

	Male		Female		Unknown		Total	
	Freq.	Pct.	Freq.	Pct.	Freq.	Pct.	Freq.	Pct.
1 No	9	9	81	17	0	0	99	16.1
2 Yes	92	91	404	83	0	0	515	83.9
Valid responses =	101	16	485	79	0	0	614	2.0

Invalid responses include no response.

65W22) Have you received treatment for the following condition(s) by a healthcare or mental health professional within the last 12 months?
(only includes students that have had an appointment/discussion with a healthcare/mental health professional for the condition within the last 12 months)
Heart & vascular disorders (for example: atrial fibrillation or other cardiac arrhythmia, mitral valve prolapse or other valvular heart disease, congenital heart condition)

	Male		Female		Unknown		Total	
	Freq.	Pct.	Freq.	Pct.	Freq.	Pct.	Freq.	Pct.
1 No	30	37	89	38	0	0	125	37.3
2 Yes	51	63	148	62	2	100	210	62.7
Valid responses =	81	24	237	71	2	1	335	1.1

Invalid responses include no response.

65W23) Have you received treatment for the following condition(s) by a healthcare or mental health professional within the last 12 months?
(only includes students that have had an appointment/discussion with a healthcare/mental health professional for the condition within the last 12 months)
Hepatitis B or C

	Male		Female		Unknown		Total	
	Freq.	Pct.	Freq.	Pct.	Freq.	Pct.	Freq.	Pct.
1 No	2	17	5	100	0	0	10	47.6
2 Yes	10	83	0	0	0	0	11	52.4
Valid responses =	12	57	5	24	0	0	21	0.1

Invalid responses include no response.

65W24) Have you received treatment for the following condition(s) by a healthcare or mental health professional within the last 12 months?
(only includes students that have had an appointment/discussion with a healthcare/mental health professional for the condition within the last 12 months)
High blood pressure (hypertension)

	Male		Female		Unknown		Total	
	Freq.	Pct.	Freq.	Pct.	Freq.	Pct.	Freq.	Pct.
1 No	49	29	53	23	0	0	111	25.6
2 Yes	123	72	181	77	0	0	322	74.4
Valid responses =	172	40	234	54	0	0	433	1.4

Invalid responses include no response.

65W25) Have you received treatment for the following condition(s) by a healthcare or mental health professional within the last 12 months?
(only includes students that have had an appointment/discussion with a healthcare/mental health professional for the condition within the last 12 months)
High cholesterol (hyperlipidemia)

	Male		Female		Unknown		Total	
	Freq.	Pct.	Freq.	Pct.	Freq.	Pct.	Freq.	Pct.
1 No	43	38	122	47	0	0	176	44.8
2 Yes	71	62	140	53	0	0	217	55.2
Valid responses =	114	29	262	67	0	0	393	1.3

Invalid responses include no response.

65W26) Have you received treatment for the following condition(s) by a healthcare or mental health professional within the last 12 months?
(only includes students that have had an appointment/discussion with a healthcare/mental health professional for the condition within the last 12 months)
HIV or AIDS

	Male		Female		Unknown		Total	
	Freq.	Pct.	Freq.	Pct.	Freq.	Pct.	Freq.	Pct.
1 No	2	14	2	67	0	0	8	34.8
2 Yes	12	86	1	33	0	0	15	65.2
Valid responses =	14	61	3	13	0	0	23	0.1

Invalid responses include no response.



AMERICAN COLLEGE HEALTH ASSOCIATION

American College Health Association-National College Health Assessment (ACHA-NCHA III)
Reference Group Data Report - Fall 2019

UNDERGRADUATE STUDENTS

American College Health Association
8455 Colesville Road, Suite 740
Silver Spring, MD 20910
(410) 859-1500
www.acha.org

December 11, 2023
FREQUENCY REPORT

Number of Surveys (n) = 30084 Web Surveys

65W27) Have you received treatment for the following condition(s) by a healthcare or mental health professional within the last 12 months?
(only includes students that have had an appointment/discussion with a healthcare/mental health professional for the condition within the last 12 months)
Human papillomavirus (HPV) or genital warts

	Male		Female		Unknown		Total		Pct.
	Freq.	Pct.	Freq.	Pct.	Freq.	Pct.	Freq.	Pct.	
1 No	4	20	51	42	1	100	59	39.1	
2 Yes	16	80	70	58	0	0	92	60.9	
Valid responses =	20	13	121	80	1	1	151	0.5	

Invalid responses include no response.

65W29) Have you received treatment for the following condition(s) by a healthcare or mental health professional within the last 12 months?
(only includes students that have had an appointment/discussion with a healthcare/mental health professional for the condition within the last 12 months)
Irritable bowel syndrome (spastic colon or spastic bowel)

	Male		Female		Unknown		Total		Pct.
	Freq.	Pct.	Freq.	Pct.	Freq.	Pct.	Freq.	Pct.	
1 No	11	12	129	27	1	100	156	25.6	
2 Yes	83	88	346	73	0	0	453	74.4	
Valid responses =	94	15	475	78	1	0	609	2.0	

Invalid responses include no response.

65W30) Have you received treatment for the following condition(s) by a healthcare or mental health professional within the last 12 months?
(only includes students that have had an appointment/discussion with a healthcare/mental health professional for the condition within the last 12 months)
Migraine headaches

	Male		Female		Unknown		Total		Pct.
	Freq.	Pct.	Freq.	Pct.	Freq.	Pct.	Freq.	Pct.	
1 No	60	29	296	22	0	0	382	23.7	
2 Yes	144	71	1046	78	6	100	1233	76.3	
Valid responses =	204	13	1342	83	6	0	1615	5.4	

Invalid responses include no response.

65W32) Have you received treatment for the following condition(s) by a healthcare or mental health professional within the last 12 months?
(only includes students that have had an appointment/discussion with a healthcare/mental health professional for the condition within the last 12 months)
Polycystic Ovarian Syndrome (PCOS)

	Male		Female		Unknown		Total		Pct.
	Freq.	Pct.	Freq.	Pct.	Freq.	Pct.	Freq.	Pct.	
1 No	1	25	99	20	0	0	108	20.1	
2 Yes	3	75	405	80	0	0	430	79.9	
Valid responses =	4	1	504	94	0	0	538	1.8	

Invalid responses include no response.

65W35) Have you received treatment for the following condition(s) by a healthcare or mental health professional within the last 12 months?
(only includes students that have had an appointment/discussion with a healthcare/mental health professional for the condition within the last 12 months)
Sleep Apnea

	Male		Female		Unknown		Total		Pct.
	Freq.	Pct.	Freq.	Pct.	Freq.	Pct.	Freq.	Pct.	
1 No	15	14	43	34	0	0	62	25.2	
2 Yes	89	86	84	66	1	100	184	74.8	
Valid responses =	104	42	127	52	1	0	246	0.8	

Invalid responses include no response.

65W36) Have you received treatment for the following condition(s) by a healthcare or mental health professional within the last 12 months?
(only includes students that have had an appointment/discussion with a healthcare/mental health professional for the condition within the last 12 months)
Thyroid condition or disorder

	Male		Female		Unknown		Total		Pct.
	Freq.	Pct.	Freq.	Pct.	Freq.	Pct.	Freq.	Pct.	
1 No	9	16	97	19	1	50	112	19.3	
2 Yes	48	84	403	81	1	50	469	80.7	
Valid responses =	57	10	500	86	2	0	581	1.9	

Invalid responses include no response.

65W39) Have you received treatment for the following condition(s) by a healthcare or mental health professional within the last 12 months?
(only includes students that have had an appointment/discussion with a healthcare/mental health professional for the condition within the last 12 months)
Urinary system disorder (for example: bladder or kidney disease, urinary reflux, interstitial cystitis)

	Male		Female		Unknown		Total		Pct.
	Freq.	Pct.	Freq.	Pct.	Freq.	Pct.	Freq.	Pct.	
1 No	6	22	21	13	0	0	31	15.7	
2 Yes	21	78	137	87	1	100	167	84.3	
Valid responses =	27	14	158	80	1	1	198	0.7	

Invalid responses include no response.



AMERICAN COLLEGE HEALTH ASSOCIATION

American College Health Association-National College Health Assessment (ACHA-NCHA III)
Reference Group Data Report - Fall 2019

UNDERGRADUATE STUDENTS

American College Health Association
8455 Colesville Road, Suite 740
Silver Spring, MD 20910
(410) 859-1500
www.acha.org

December 11, 2023
FREQUENCY REPORT

Number of Surveys (n) = 30084 Web Surveys

65X1) Did a healthcare or mental health professional tell you that you do not need treatment, or that you can stop treatment, for the following conditions?
(only includes students that have had an appointment/discussion, but have not received treatment for the condition within the last 12 months)

Acne

	Male		Female		Unknown		Total		Pct.
	Freq.	Pct.	Freq.	Pct.	Freq.	Pct.	Freq.	Pct.	
1 No	38	43	144	53	0	0	194	50.4	
2 Yes	51	57	130	47	0	0	191	49.6	
Valid responses =	89	23	274	71	0	0	385	1.3	

Invalid responses include no response.

65X2) Did a healthcare or mental health professional tell you that you do not need treatment, or that you can stop treatment, for the following conditions?
(only includes students that have had an appointment/discussion, but have not received treatment for the condition within the last 12 months)

ADD/ADHD - Attention Deficit/Hyperactivity Disorder

	Male		Female		Unknown		Total		Pct.
	Freq.	Pct.	Freq.	Pct.	Freq.	Pct.	Freq.	Pct.	
1 No	10	63	23	62	0	0	38	65.5	
2 Yes	6	38	14	38	0	0	20	34.5	
Valid responses =	16	28	37	64	0	0	58	0.2	

Invalid responses include no response.

65X3) Did a healthcare or mental health professional tell you that you do not need treatment, or that you can stop treatment, for the following conditions?
(only includes students that have had an appointment/discussion, but have not received treatment for the condition within the last 12 months)

Alcohol or Other Drug-Related Abuse or Addiction

	Male		Female		Unknown		Total		Pct.
	Freq.	Pct.	Freq.	Pct.	Freq.	Pct.	Freq.	Pct.	
1 No	3	60	2	67	0	0	8	72.7	
2 Yes	2	40	1	33	0	0	3	27.3	
Valid responses =	5	45	3	27	0	0	11	0.0	

Invalid responses include no response.

65X4) Did a healthcare or mental health professional tell you that you do not need treatment, or that you can stop treatment, for the following conditions?
(only includes students that have had an appointment/discussion, but have not received treatment for the condition within the last 12 months)

Allergies - food allergy

	Male		Female		Unknown		Total		Pct.
	Freq.	Pct.	Freq.	Pct.	Freq.	Pct.	Freq.	Pct.	
1 No	52	55	166	53	0	0	229	53.8	
2 Yes	43	45	146	47	1	100	197	46.2	
Valid responses =	95	22	312	73	1	0	426	1.4	

Invalid responses include no response.

65X5) Did a healthcare or mental health professional tell you that you do not need treatment, or that you can stop treatment, for the following conditions?
(only includes students that have had an appointment/discussion, but have not received treatment for the condition within the last 12 months)

Allergies - animals/pets

	Male		Female		Unknown		Total		Pct.
	Freq.	Pct.	Freq.	Pct.	Freq.	Pct.	Freq.	Pct.	
1 No	211	62	597	63	1	100	838	62.4	
2 Yes	130	38	357	37	0	0	504	37.6	
Valid responses =	341	25	954	71	1	0	1342	4.5	

Invalid responses include no response.

65X6) Did a healthcare or mental health professional tell you that you do not need treatment, or that you can stop treatment, for the following conditions?
(only includes students that have had an appointment/discussion, but have not received treatment for the condition within the last 12 months)

Allergies - environmental (for example: pollen, grass, dust, mold)

	Male		Female		Unknown		Total		Pct.
	Freq.	Pct.	Freq.	Pct.	Freq.	Pct.	Freq.	Pct.	
1 No	0	0	0	0	0	0	0	0.0	
2 Yes	0	0	0	0	0	0	0	0.0	
Valid responses =	0	0	0	0	0	0	0	0.0	

Invalid responses include no response.

65X7) Did a healthcare or mental health professional tell you that you do not need treatment, or that you can stop treatment, for the following conditions?
(only includes students that have had an appointment/discussion, but have not received treatment for the condition within the last 12 months)

Anxiety (for example: Generalized Anxiety, Social Anxiety, Panic Disorder, Specific Phobia)

	Male		Female		Unknown		Total		Pct.
	Freq.	Pct.	Freq.	Pct.	Freq.	Pct.	Freq.	Pct.	
1 No	20	63	61	61	0	0	87	62.6	
2 Yes	12	38	39	39	0	0	52	37.4	
Valid responses =	32	23	100	72	0	0	139	0.5	

Invalid responses include no response.



AMERICAN COLLEGE HEALTH ASSOCIATION

American College Health Association-National College Health Assessment (ACHA-NCHA III)
Reference Group Data Report - Fall 2019

UNDERGRADUATE STUDENTS

American College Health Association
8455 Colesville Road, Suite 740
Silver Spring, MD 20910
(410) 859-1500
www.acha.org

December 11, 2023
FREQUENCY REPORT

Number of Surveys (n) = 30084 Web Surveys

65X8) Did a healthcare or mental health professional tell you that you do not need treatment, or that you can stop treatment, for the following conditions?
(only includes students that have had an appointment/discussion, but have not received treatment for the condition within the last 12 months)

Asthma

	Male		Female		Unknown		Total		Pct.
	Freq.	Pct.	Freq.	Pct.	Freq.	Pct.	Freq.	Pct.	
1 No	40	46	124	56	1	100	172	53.4	
2 Yes	47	54	98	44	0	0	150	46.6	
Valid responses =	87	27	222	69	1	0	322	1.1	

Invalid responses include no response.

65X9) Did a healthcare or mental health professional tell you that you do not need treatment, or that you can stop treatment, for the following conditions?
(only includes students that have had an appointment/discussion, but have not received treatment for the condition within the last 12 months)

Autism spectrum

	Male		Female		Unknown		Total		Pct.
	Freq.	Pct.	Freq.	Pct.	Freq.	Pct.	Freq.	Pct.	
1 No	2	40	2	29	0	0	7	38.9	
2 Yes	3	60	5	71	0	0	11	61.1	
Valid responses =	5	28	7	39	0	0	18	0.1	

Invalid responses include no response.

65X10) Did a healthcare or mental health professional tell you that you do not need treatment, or that you can stop treatment, for the following conditions?
(only includes students that have had an appointment/discussion, but have not received treatment for the condition within the last 12 months)

Bipolar and Related Conditions (for example: Bipolar I, II, Hypomanic Episode)

	Male		Female		Unknown		Total		Pct.
	Freq.	Pct.	Freq.	Pct.	Freq.	Pct.	Freq.	Pct.	
1 No	3	100	5	56	0	0	10	71.4	
2 Yes	0	0	4	44	0	0	4	28.6	
Valid responses =	3	21	9	64	0	0	14	0.0	

Invalid responses include no response.

65X11) Did a healthcare or mental health professional tell you that you do not need treatment, or that you can stop treatment, for the following conditions?
(only includes students that have had an appointment/discussion, but have not received treatment for the condition within the last 12 months)

Borderline Personality Disorder (BPD), Avoidant Personality, Dependent Personality, or another personality disorder

	Male		Female		Unknown		Total		Pct.
	Freq.	Pct.	Freq.	Pct.	Freq.	Pct.	Freq.	Pct.	
1 No	2	100	1	100	0	0	4	66.7	
2 Yes	0	0	0	0	0	0	2	33.3	
Valid responses =	2	33	1	17	0	0	6	0.0	

Invalid responses include no response.

65X12) Did a healthcare or mental health professional tell you that you do not need treatment, or that you can stop treatment, for the following conditions?
(only includes students that have had an appointment/discussion, but have not received treatment for the condition within the last 12 months)

Cancer

	Male		Female		Unknown		Total		Pct.
	Freq.	Pct.	Freq.	Pct.	Freq.	Pct.	Freq.	Pct.	
1 No	8	44	5	14	0	0	17	29.3	
2 Yes	10	56	30	86	0	0	41	70.7	
Valid responses =	18	31	35	60	0	0	58	0.2	

Invalid responses include no response.

65X13) Did a healthcare or mental health professional tell you that you do not need treatment, or that you can stop treatment, for the following conditions?
(only includes students that have had an appointment/discussion, but have not received treatment for the condition within the last 12 months)

Celiac disease

	Male		Female		Unknown		Total		Pct.
	Freq.	Pct.	Freq.	Pct.	Freq.	Pct.	Freq.	Pct.	
1 No	6	86	22	76	0	0	34	77.3	
2 Yes	1	14	7	24	0	0	10	22.7	
Valid responses =	7	16	29	66	0	0	44	0.1	

Invalid responses include no response.

65X14) Did a healthcare or mental health professional tell you that you do not need treatment, or that you can stop treatment, for the following conditions?
(only includes students that have had an appointment/discussion, but have not received treatment for the condition within the last 12 months)

Chronic pain (for example: back or joint pain, arthritis, nerve pain)

	Male		Female		Unknown		Total		Pct.
	Freq.	Pct.	Freq.	Pct.	Freq.	Pct.	Freq.	Pct.	
1 No	27	75	97	64	1	100	139	67.5	
2 Yes	9	25	54	36	0	0	67	32.5	
Valid responses =	36	17	151	73	1	0	206	0.7	

Invalid responses include no response.



AMERICAN COLLEGE HEALTH ASSOCIATION

American College Health Association-National College Health Assessment (ACHA-NCHA III)
Reference Group Data Report - Fall 2019

UNDERGRADUATE STUDENTS

American College Health Association
8455 Colesville Road, Suite 740
Silver Spring, MD 20910
(410) 859-1500
www.acha.org

December 11, 2023
FREQUENCY REPORT

Number of Surveys (n) = 30084 Web Surveys

65X15) Did a healthcare or mental health professional tell you that you do not need treatment, or that you can stop treatment, for the following conditions?
(only includes students that have had an appointment/discussion, but have not received treatment for the condition within the last 12 months)
Depression (for example: Major depression, persistent depressive disorder, disruptive mood disorder)

	Male		Female		Unknown		Total		Pct.
	Freq.	Pct.	Freq.	Pct.	Freq.	Pct.	Freq.	Pct.	
1 No	9	64	32	58	0	0	45	61.6	
2 Yes	5	36	23	42	0	0	28	38.4	
Valid responses =	14	19	55	75	0	0	73	0.2	

Invalid responses include no response.

65X16) Did a healthcare or mental health professional tell you that you do not need treatment, or that you can stop treatment, for the following conditions?
(only includes students that have had an appointment/discussion, but have not received treatment for the condition within the last 12 months)
Diabetes or pre-diabetes/insulin resistance

	Male		Female		Unknown		Total		Pct.
	Freq.	Pct.	Freq.	Pct.	Freq.	Pct.	Freq.	Pct.	
1 No	9	69	31	47	0	0	43	50.0	
2 Yes	4	31	35	53	0	0	43	50.0	
Valid responses =	13	15	66	77	0	0	86	0.3	

Invalid responses include no response.

65X17) Did a healthcare or mental health professional tell you that you do not need treatment, or that you can stop treatment, for the following conditions?
(only includes students that have had an appointment/discussion, but have not received treatment for the condition within the last 12 months)
Eating Disorders (for example: Anorexia Nervosa, Bulimia Nervosa, Binge-Eating)

	Male		Female		Unknown		Total		Pct.
	Freq.	Pct.	Freq.	Pct.	Freq.	Pct.	Freq.	Pct.	
1 No	2	67	24	75	0	0	30	76.9	
2 Yes	1	33	8	25	0	0	9	23.1	
Valid responses =	3	8	32	82	0	0	39	0.1	

Invalid responses include no response.

65X18) Did a healthcare or mental health professional tell you that you do not need treatment, or that you can stop treatment, for the following conditions?
(only includes students that have had an appointment/discussion, but have not received treatment for the condition within the last 12 months)
Endometriosis

	Male		Female		Unknown		Total		Pct.
	Freq.	Pct.	Freq.	Pct.	Freq.	Pct.	Freq.	Pct.	
1 No	0	0	28	60	0	0	33	61.1	
2 Yes	1	100	19	40	0	0	21	38.9	
Valid responses =	1	2	47	87	0	0	54	0.2	

Invalid responses include no response.

65X19) Did a healthcare or mental health professional tell you that you do not need treatment, or that you can stop treatment, for the following conditions?
(only includes students that have had an appointment/discussion, but have not received treatment for the condition within the last 12 months)
Gambling Disorder

	Male		Female		Unknown		Total		Pct.
	Freq.	Pct.	Freq.	Pct.	Freq.	Pct.	Freq.	Pct.	
1 No	0	0	0	0	0	0	2	66.7	
2 Yes	0	0	1	100	0	0	1	33.3	
Valid responses =	0	0	1	33	0	0	3	0.0	

Invalid responses include no response.

65X20) Did a healthcare or mental health professional tell you that you do not need treatment, or that you can stop treatment, for the following conditions?
(only includes students that have had an appointment/discussion, but have not received treatment for the condition within the last 12 months)
Genital herpes

	Male		Female		Unknown		Total		Pct.
	Freq.	Pct.	Freq.	Pct.	Freq.	Pct.	Freq.	Pct.	
1 No	0	0	8	62	0	0	11	61.1	
2 Yes	0	0	5	39	0	0	7	38.9	
Valid responses =	0	0	13	72	0	0	18	0.1	

Invalid responses include no response.

65X21) Did a healthcare or mental health professional tell you that you do not need treatment, or that you can stop treatment, for the following conditions?
(only includes students that have had an appointment/discussion, but have not received treatment for the condition within the last 12 months)
Gastroesophageal Reflux Disease (GERD) or acid reflux

	Male		Female		Unknown		Total		Pct.
	Freq.	Pct.	Freq.	Pct.	Freq.	Pct.	Freq.	Pct.	
1 No	5	56	52	67	0	0	64	67.4	
2 Yes	4	44	26	33	0	0	31	32.6	
Valid responses =	9	9	78	82	0	0	95	0.3	

Invalid responses include no response.



AMERICAN COLLEGE HEALTH ASSOCIATION

American College Health Association-National College Health Assessment (ACHA-NCHA III)
Reference Group Data Report - Fall 2019

UNDERGRADUATE STUDENTS

American College Health Association
8455 Colesville Road, Suite 740
Silver Spring, MD 20910
(410) 859-1500
www.acha.org

December 11, 2023
FREQUENCY REPORT
Number of Surveys (n) =

30084 Web Surveys

65X22) Did a healthcare or mental health professional tell you that you do not need treatment, or that you can stop treatment, for the following conditions?

(only includes students that have had an appointment/discussion, but have not received treatment for the condition within the last 12 months)

Heart & vascular disorders (for example: atrial fibrillation or other cardiac arrhythmia, mitral valve prolapse or other valvular heart disease, congenital heart condition)

	Male		Female		Unknown		Total		Pct.
	Freq.	Pct.	Freq.	Pct.	Freq.	Pct.	Freq.	Pct.	
1 No	9	30	23	26	0	0	37	29.8	
2 Yes	21	70	65	74	0	0	87	70.2	
Valid responses =	30	24	88	71	0	0	124	0.4	

Invalid responses include no response.

65X23) Did a healthcare or mental health professional tell you that you do not need treatment, or that you can stop treatment, for the following conditions?

(only includes students that have had an appointment/discussion, but have not received treatment for the condition within the last 12 months)

Hepatitis B or C

	Male		Female		Unknown		Total		Pct.
	Freq.	Pct.	Freq.	Pct.	Freq.	Pct.	Freq.	Pct.	
1 No	1	50	1	20	0	0	4	40.0	
2 Yes	1	50	4	80	0	0	6	60.0	
Valid responses =	2	20	5	50	0	0	10	0.0	

Invalid responses include no response.

65X24) Did a healthcare or mental health professional tell you that you do not need treatment, or that you can stop treatment, for the following conditions?

(only includes students that have had an appointment/discussion, but have not received treatment for the condition within the last 12 months)

High blood pressure (hypertension)

	Male		Female		Unknown		Total		Pct.
	Freq.	Pct.	Freq.	Pct.	Freq.	Pct.	Freq.	Pct.	
1 No	16	34	23	46	0	0	44	41.5	
2 Yes	31	66	27	54	0	0	62	58.5	
Valid responses =	47	44	50	47	0	0	106	0.4	

Invalid responses include no response.

65X25) Did a healthcare or mental health professional tell you that you do not need treatment, or that you can stop treatment, for the following conditions?

(only includes students that have had an appointment/discussion, but have not received treatment for the condition within the last 12 months)

High cholesterol (hyperlipidemia)

	Male		Female		Unknown		Total		Pct.
	Freq.	Pct.	Freq.	Pct.	Freq.	Pct.	Freq.	Pct.	
1 No	24	57	46	39	0	0	76	44.4	
2 Yes	18	43	72	61	0	0	95	55.6	
Valid responses =	42	25	118	69	0	0	171	0.6	

Invalid responses include no response.

65X26) Did a healthcare or mental health professional tell you that you do not need treatment, or that you can stop treatment, for the following conditions?

or that you can stop treatment, for the following conditions?

(only includes students that have had an appointment/discussion, but have not received treatment for the condition within the last 12 months)

HIV or AIDS

	Male		Female		Unknown		Total		Pct.
	Freq.	Pct.	Freq.	Pct.	Freq.	Pct.	Freq.	Pct.	
1 No	1	50	2	100	0	0	6	75.0	
2 Yes	1	50	0	0	0	0	2	25.0	
Valid responses =	2	25	2	25	0	0	8	0.0	

Invalid responses include no response.

65X27) Did a healthcare or mental health professional tell you that you do not need treatment, or that you can stop treatment, for the following conditions?

or that you can stop treatment, for the following conditions?

(only includes students that have had an appointment/discussion, but have not received treatment for the condition within the last 12 months)

Human papillomavirus (HPV) or genital warts

	Male		Female		Unknown		Total		Pct.
	Freq.	Pct.	Freq.	Pct.	Freq.	Pct.	Freq.	Pct.	
1 No	2	50	12	26	0	0	16	29.6	
2 Yes	2	50	34	74	1	100	38	70.4	
Valid responses =	4	7	46	85	1	2	54	0.2	

Invalid responses include no response.

65X28) Did a healthcare or mental health professional tell you that you do not need treatment, or that you can stop treatment, for the following conditions?

(only includes students that have had an appointment/discussion, but have not received treatment for the condition within the last 12 months)

Insomnia

	Male		Female		Unknown		Total		Pct.
	Freq.	Pct.	Freq.	Pct.	Freq.	Pct.	Freq.	Pct.	
1 No	8	73	29	59	0	0	45	63.4	
2 Yes	3	27	20	41	0	0	26	36.6	
Valid responses =	11	15	49	69	0	0	71	0.2	

Invalid responses include no response.



AMERICAN COLLEGE HEALTH ASSOCIATION

American College Health Association-National College Health Assessment (ACHA-NCHA III)

Reference Group Data Report - Fall 2019

UNDERGRADUATE STUDENTS

American College Health Association

8455 Colesville Road, Suite 740

Silver Spring, MD 20910

(410) 859-1500

www.acha.org

December 11, 2023

FREQUENCY REPORT

Number of Surveys (n) =

30084 Web Surveys

65X29) Did a healthcare or mental health professional tell you that you do not need treatment, or that you can stop treatment, for the following conditions?

(only includes students that have had an appointment/discussion, but have not received treatment for the condition within the last 12 months)

Irritable bowel syndrome (spastic colon or spastic bowel)

	Male		Female		Unknown		Total		Pct.
	Freq.	Pct.	Freq.	Pct.	Freq.	Pct.	Freq.	Pct.	
1 No	9	82	76	62	1	100	97	65.1	
2 Yes	2	18	46	38	0	0	52	34.9	
Valid responses =	11	7	122	82	1	1	149	0.5	

Invalid responses include no response.

65X30) Did a healthcare or mental health professional tell you that you do not need treatment, or that you can stop treatment, for the following conditions?

(only includes students that have had an appointment/discussion, but have not received treatment for the condition within the last 12 months)

Migraine headaches

	Male		Female		Unknown		Total		Pct.
	Freq.	Pct.	Freq.	Pct.	Freq.	Pct.	Freq.	Pct.	
1 No	36	63	181	65	0	0	232	64.3	
2 Yes	21	37	98	35	0	0	129	35.7	
Valid responses =	57	16	279	77	0	0	361	1.2	

Invalid responses include no response.

65X31) Did a healthcare or mental health professional tell you that you do not need treatment, or that you can stop treatment, for the following conditions?

(only includes students that have had an appointment/discussion, but have not received treatment for the condition within the last 12 months)

Obsessive-Compulsive and Related Conditions (for example: OCD, Body Dysmorphia, Hoarding, Trichotillomania and other body-focused repetitive behavior disorders)

	Male		Female		Unknown		Total		Pct.
	Freq.	Pct.	Freq.	Pct.	Freq.	Pct.	Freq.	Pct.	
1 No	1	33	12	55	0	0	15	55.6	
2 Yes	2	67	10	46	0	0	12	44.4	
Valid responses =	3	11	22	81	0	0	27	0.1	

Invalid responses include no response.

65X32) Did a healthcare or mental health professional tell you that you do not need treatment, or that you can stop treatment, for the following conditions?

(only includes students that have had an appointment/discussion, but have not received treatment for the condition within the last 12 months)

Polycystic Ovarian Syndrome (PCOS)

	Male		Female		Unknown		Total		Pct.
	Freq.	Pct.	Freq.	Pct.	Freq.	Pct.	Freq.	Pct.	
1 No	0	0	49	52	0	0	55	53.4	
2 Yes	1	100	45	48	0	0	48	46.6	
Valid responses =	1	1	94	91	0	0	103	0.3	

Invalid responses include no response.

65X33) Did a healthcare or mental health professional tell you that you do not need treatment, or that you can stop treatment, for the following conditions?

(only includes students that have had an appointment/discussion, but have not received treatment for the condition within the last 12 months)

PTSD (Posttraumatic Stress Disorder), Acute Stress Disorder, Adjustment Disorder, or another trauma- or stressor-related condition

	Male		Female		Unknown		Total		Pct.
	Freq.	Pct.	Freq.	Pct.	Freq.	Pct.	Freq.	Pct.	
1 No	5	100	16	59	0	0	23	67.6	
2 Yes	0	0	11	41	0	0	11	32.4	
Valid responses =	5	15	27	79	0	0	34	0.1	

Invalid responses include no response.

65X34) Did a healthcare or mental health professional tell you that you do not need treatment, or that you can stop treatment, for the following conditions?

(only includes students that have had an appointment/discussion, but have not received treatment for the condition within the last 12 months)

Schizophrenia and Other Psychotic Conditions (for example: Schizophrenia, Schizoaffective Disorder, Schizophreniform Disorder, Delusional Disorder)

	Male		Female		Unknown		Total		Pct.
	Freq.	Pct.	Freq.	Pct.	Freq.	Pct.	Freq.	Pct.	
1 No	1	100	0	0	0	0	2	50.0	
2 Yes	0	0	2	100	0	0	2	50.0	
Valid responses =	1	25	2	50	0	0	4	0.0	

Invalid responses include no response.

65X35) Did a healthcare or mental health professional tell you that you do not need treatment, or that you can stop treatment, for the following conditions?

(only includes students that have had an appointment/discussion, but have not received treatment for the condition within the last 12 months)

Sleep Apnea

	Male		Female		Unknown		Total		Pct.
	Freq.	Pct.	Freq.	Pct.	Freq.	Pct.	Freq.	Pct.	
1 No	10	67	23	58	0	0	36	61.0	
2 Yes	5	33	17	43	0	0	23	39.0	
Valid responses =	15	25	40	68	0	0	59	0.2	

Invalid responses include no response.



AMERICAN COLLEGE HEALTH ASSOCIATION

American College Health Association-National College Health Assessment (ACHA-NCHA III)
Reference Group Data Report - Fall 2019

UNDERGRADUATE STUDENTS

American College Health Association
8455 Colesville Road, Suite 740
Silver Spring, MD 20910
(410) 859-1500
www.acha.org

December 11, 2023
FREQUENCY REPORT
Number of Surveys (n) =

30084 Web Surveys

65X36) Did a healthcare or mental health professional tell you that you do not need treatment, or that you can stop treatment, for the following conditions?
(only includes students that have had an appointment/discussion, but have not received treatment for the condition within the last 12 months)

Thyroid condition or disorder

	Male		Female		Unknown		Total		Pct.
	Freq.	Pct.	Freq.	Pct.	Freq.	Pct.	Freq.	Pct.	
1 No	4	50	31	33	0	0	38	35.2	
2 Yes	4	50	63	67	1	100	70	64.8	
Valid responses =	8	7	94	87	1	1	108	0.4	

Invalid responses include no response.

65X37) Did a healthcare or mental health professional tell you that you do not need treatment, or that you can stop treatment, for the following conditions?
(only includes students that have had an appointment/discussion, but have not received treatment for the condition within the last 12 months)

Tourette's or other neurodevelopmental condition not already listed

	Male		Female		Unknown		Total		Pct.
	Freq.	Pct.	Freq.	Pct.	Freq.	Pct.	Freq.	Pct.	
1 No	1	100	1	50	0	0	4	80.0	
2 Yes	0	0	1	50	0	0	1	20.0	
Valid responses =	1	20	2	40	0	0	5	0.0	

Invalid responses include no response.

65X38) Did a healthcare or mental health professional tell you that you do not need treatment, or that you can stop treatment, for the following conditions?
(only includes students that have had an appointment/discussion, but have not received treatment for the condition within the last 12 months)

Traumatic brain injury (TBI)

	Male		Female		Unknown		Total		Pct.
	Freq.	Pct.	Freq.	Pct.	Freq.	Pct.	Freq.	Pct.	
1 No	1	20	4	57	0	0	7	46.7	
2 Yes	4	80	3	43	0	0	8	53.3	
Valid responses =	5	33	7	47	0	0	15	0.0	

Invalid responses include no response.

65X39) Did a healthcare or mental health professional tell you that you do not need treatment, or that you can stop treatment, for the following conditions?
(only includes students that have had an appointment/discussion, but have not received treatment for the condition within the last 12 months)

Urinary system disorder (for example: bladder or kidney disease, urinary reflux, interstitial cystitis)

	Male		Female		Unknown		Total		Pct.
	Freq.	Pct.	Freq.	Pct.	Freq.	Pct.	Freq.	Pct.	
1 No	1	17	7	33	0	0	10	32.3	
2 Yes	5	83	14	67	0	0	21	67.7	
Valid responses =	6	19	21	68	0	0	31	0.1	

Invalid responses include no response.

65Y) Within the last 12 months, to what extent did your ongoing or chronic condition(s) negatively affect your academic performance?
(only includes students with an ongoing or chronic condition)

	Male		Female		Unknown		Total		Pct.
	Freq.	Pct.	Freq.	Pct.	Freq.	Pct.	Freq.	Pct.	
1 Did not affect academic performance	4822	77	8846	64	41	65	14053	67.2	
2 Negatively impacted performance in a class	1204	19	4183	30	16	25	5724	27.4	
3 Delayed progress towards degree	267	4	791	6	6	10	1144	5.5	
Valid responses =	6293	30	13820	66	63	0	20921	69.5	

Invalid responses include no response.

66A) Within the last 12 months, have any of the following affected your academic performance?
Assault (physical)

	Male		Female		Unknown		Total		Pct.
	Freq.	Pct.	Freq.	Pct.	Freq.	Pct.	Freq.	Pct.	
1 Did not experience this issue	9763	97	18167	96	76	93	28839	96.4	
2 Did not affect academic performance	253	3	510	3	2	2	810	2.7	
3 Negatively impacted performance in a class	28	0	157	1	2	2	206	0.7	
4 Delayed progress towards degree	19	0	40	0	2	2	72	0.2	
Valid responses =	10063	34	18874	63	82	0	29927	99.5	

Invalid responses include no response.

66B) Within the last 12 months, have any of the following affected your academic performance?
Assault (sexual)

	Male		Female		Unknown		Total		Pct.
	Freq.	Pct.	Freq.	Pct.	Freq.	Pct.	Freq.	Pct.	
1 Did not experience this issue	9748	97	17163	91	72	92	27763	93.3	
2 Did not affect academic performance	206	2	1102	6	4	5	1374	4.6	
3 Negatively impacted performance in a class	43	0	438	2	1	1	527	1.8	
4 Delayed progress towards degree	9	0	83	0	1	1	107	0.4	
Valid responses =	10006	34	18786	63	78	0	29771	99.0	

Invalid responses include no response.



AMERICAN COLLEGE HEALTH ASSOCIATION

American College Health Association-National College Health Assessment (ACHA-NCHA III)
Reference Group Data Report - Fall 2019

UNDERGRADUATE STUDENTS

American College Health Association
8455 Colesville Road, Suite 740
Silver Spring, MD 20910
(410) 859-1500
www.acha.org

December 11, 2023
FREQUENCY REPORT
Number of Surveys (n) =

30084 Web Surveys

66C) Within the last 12 months, have any of the following affected your academic performance? Allergies

	Male		Female		Unknown		Total		Pct.
	Freq.	Pct.	Freq.	Pct.	Freq.	Pct.	Freq.	Pct.	
1 Did not experience this issue	6524	65	11012	59	53	65	18095	60.8	
2 Did not affect academic performance	3169	32	6990	37	26	32	10526	35.4	
3 Negatively impacted performance in a class	288	3	719	4	2	3	1057	3.6	
4 Delayed progress towards degree	19	0	50	0	0	0	76	0.3	
Valid responses =	10000	34	18771	63	81	0	29754	98.9	

Invalid responses include no response.

66D) Within the last 12 months, have any of the following affected your academic performance? Anxiety

	Male		Female		Unknown		Total		Pct.
	Freq.	Pct.	Freq.	Pct.	Freq.	Pct.	Freq.	Pct.	
1 Did not experience this issue	5253	53	6431	34	35	45	11929	40.1	
2 Did not affect academic performance	2696	27	6052	32	21	27	8993	30.2	
3 Negatively impacted performance in a class	1817	18	5623	30	20	26	7844	26.4	
4 Delayed progress towards degree	217	2	681	4	2	3	983	3.3	
Valid responses =	9983	34	18787	63	78	0	29749	98.9	

Invalid responses include no response.

66E) Within the last 12 months, have any of the following affected your academic performance? Attention-Deficit/Hyperactivity Disorder (ADHD) or Attention-Deficit Disorder (ADD)

	Male		Female		Unknown		Total		Pct.
	Freq.	Pct.	Freq.	Pct.	Freq.	Pct.	Freq.	Pct.	
1 Did not experience this issue	8723	87	16717	89	70	86	26182	87.7	
2 Did not affect academic performance	596	6	804	4	4	5	1459	4.9	
3 Negatively impacted performance in a class	602	6	1126	6	6	7	1875	6.3	
4 Delayed progress towards degree	102	1	186	1	1	1	324	1.1	
Valid responses =	10023	34	18833	63	81	0	29840	99.2	

Invalid responses include no response.

66F) Within the last 12 months, have any of the following affected your academic performance? Concussion or Traumatic Brain Injury (TBI)

	Male		Female		Unknown		Total		Pct.
	Freq.	Pct.	Freq.	Pct.	Freq.	Pct.	Freq.	Pct.	
1 Did not experience this issue	9634	96	17973	96	78	96	28520	95.6	
2 Did not affect academic performance	220	2	410	2	1	1	662	2.2	
3 Negatively impacted performance in a class	141	1	359	2	1	1	529	1.8	
4 Delayed progress towards degree	28	0	78	0	1	1	118	0.4	
Valid responses =	10023	34	18820	63	81	0	29829	99.2	

Invalid responses include no response.

66G) Within the last 12 months, have any of the following affected your academic performance? Depression

	Male		Female		Unknown		Total		Pct.
	Freq.	Pct.	Freq.	Pct.	Freq.	Pct.	Freq.	Pct.	
1 Did not experience this issue	6637	66	10629	56	38	49	17587	58.9	
2 Did not affect academic performance	1678	17	3459	18	20	26	5344	17.9	
3 Negatively impacted performance in a class	1409	14	4029	21	15	19	5801	19.4	
4 Delayed progress towards degree	293	3	727	4	5	6	1113	3.7	
Valid responses =	10017	34	18844	63	78	0	29845	99.2	

Invalid responses include no response.

66H) Within the last 12 months, have any of the following affected your academic performance? Eating disorder/problem

	Male		Female		Unknown		Total		Pct.
	Freq.	Pct.	Freq.	Pct.	Freq.	Pct.	Freq.	Pct.	
1 Did not experience this issue	9329	93	16086	86	67	85	26154	87.9	
2 Did not affect academic performance	515	5	2015	11	7	9	2693	9.0	
3 Negatively impacted performance in a class	130	1	610	3	5	6	804	2.7	
4 Delayed progress towards degree	22	0	80	0	0	0	119	0.4	
Valid responses =	9996	34	18791	63	79	0	29770	99.0	

Invalid responses include no response.

66I) Within the last 12 months, have any of the following affected your academic performance? Headaches/migraines

	Male		Female		Unknown		Total		Pct.
	Freq.	Pct.	Freq.	Pct.	Freq.	Pct.	Freq.	Pct.	
1 Did not experience this issue	7220	72	10262	55	42	53	17986	60.5	
2 Did not affect academic performance	2125	21	5728	31	28	35	8151	27.4	
3 Negatively impacted performance in a class	577	6	2558	14	8	10	3297	11.1	
4 Delayed progress towards degree	49	1	212	1	1	1	279	0.9	
Valid responses =	9971	34	18760	63	79	0	29713	98.8	

Invalid responses include no response.



AMERICAN COLLEGE HEALTH ASSOCIATION

American College Health Association-National College Health Assessment (ACHA-NCHA III)
Reference Group Data Report - Fall 2019

UNDERGRADUATE STUDENTS

American College Health Association
8455 Colesville Road, Suite 740
Silver Spring, MD 20910
(410) 859-1500
www.acha.org

December 11, 2023
FREQUENCY REPORT
Number of Surveys (n) =

30084 Web Surveys

66J) Within the last 12 months, have any of the following affected your academic performance? Influenza or influenza like illness (the flu)

	Male		Female		Unknown		Total		Pct.
	Freq.	Pct.	Freq.	Pct.	Freq.	Pct.	Freq.	Pct.	
1 Did not experience this issue	8900	89	15836	84	69	87	25520	85.8	
2 Did not affect academic performance	734	7	1853	10	4	5	2690	9.0	
3 Negatively impacted performance in a class	333	3	1025	6	6	8	1439	4.8	
4 Delayed progress towards degree	19	0	63	0	0	0	89	0.3	
Valid responses =	9986	34	18777	63	79	0	29738	98.8	

Invalid responses include no response.

66K) Within the last 12 months, have any of the following affected your academic performance? Injury (for example: burn, sprain, or broken bone) excluding concussion or TBI

	Male		Female		Unknown		Total		Pct.
	Freq.	Pct.	Freq.	Pct.	Freq.	Pct.	Freq.	Pct.	
1 Did not experience this issue	8668	87	16392	87	64	81	25863	86.8	
2 Did not affect academic performance	1115	11	1885	10	11	14	3117	10.5	
3 Negatively impacted performance in a class	189	2	463	3	3	4	696	2.3	
4 Delayed progress towards degree	33	0	71	0	1	1	118	0.4	
Valid responses =	10005	34	18811	63	79	0	29794	99.0	

Invalid responses include no response.

66L) Within the last 12 months, have any of the following affected your academic performance? PMS (Premenstrual Syndrome), painful periods, or menstrual cramping

	Male		Female		Unknown		Total		Pct.
	Freq.	Pct.	Freq.	Pct.	Freq.	Pct.	Freq.	Pct.	
1 Did not experience this issue	9885	99	8713	46	56	71	19201	64.4	
2 Did not affect academic performance	98	1	7546	40	15	19	7888	26.5	
3 Negatively impacted performance in a class	15	0	2426	13	7	9	2562	8.6	
4 Delayed progress towards degree	4	0	140	1	1	1	158	0.5	
Valid responses =	10002	34	18825	63	79	0	29809	99.1	

Invalid responses include no response.

66M) Within the last 12 months, have any of the following affected your academic performance? Post Traumatic Stress Disorder (PTSD)

	Male		Female		Unknown		Total		Pct.
	Freq.	Pct.	Freq.	Pct.	Freq.	Pct.	Freq.	Pct.	
1 Did not experience this issue	9627	96	17349	92	73	91	27765	93.2	
2 Did not affect academic performance	240	2	807	4	4	5	1126	3.8	
3 Negatively impacted performance in a class	99	1	518	3	2	3	704	2.4	
4 Delayed progress towards degree	41	0	141	1	1	1	208	0.7	
Valid responses =	10007	34	18815	63	80	0	29803	99.1	

Invalid responses include no response.

66N) Within the last 12 months, have any of the following affected your academic performance? Short-term illness, excluding upper respiratory illness and influenza

	Male		Female		Unknown		Total		Pct.
	Freq.	Pct.	Freq.	Pct.	Freq.	Pct.	Freq.	Pct.	
1 Did not experience this issue	8544	86	14899	79	64	80	24171	81.1	
2 Did not affect academic performance	1121	11	2762	15	14	18	4038	13.6	
3 Negatively impacted performance in a class	316	3	1100	6	2	3	1509	5.1	
4 Delayed progress towards degree	13	0	51	0	0	0	70	0.2	
Valid responses =	9994	34	18812	63	80	0	29788	99.0	

Invalid responses include no response.

66O) Within the last 12 months, have any of the following affected your academic performance? Upper respiratory illness (for example: sinus infection, colds, or sore throat, etc.)

	Male		Female		Unknown		Total		Pct.
	Freq.	Pct.	Freq.	Pct.	Freq.	Pct.	Freq.	Pct.	
1 Did not experience this issue	7555	76	11342	60	55	70	19487	65.4	
2 Did not affect academic performance	1866	19	5311	28	15	19	7416	24.9	
3 Negatively impacted performance in a class	562	6	2069	11	9	11	2775	9.3	
4 Delayed progress towards degree	19	0	75	0	0	0	102	0.3	
Valid responses =	10002	34	18797	63	79	0	29780	99.0	

Invalid responses include no response.

66P) Within the last 12 months, have any of the following affected your academic performance? Sleep difficulties

	Male		Female		Unknown		Total		Pct.
	Freq.	Pct.	Freq.	Pct.	Freq.	Pct.	Freq.	Pct.	
1 Did not experience this issue	5613	56	8402	45	34	43	14331	48.1	
2 Did not affect academic performance	2478	25	5623	30	19	24	8363	28.1	
3 Negatively impacted performance in a class	1780	18	4482	24	27	34	6628	22.2	
4 Delayed progress towards degree	136	1	301	2	0	0	476	1.6	
Valid responses =	10007	34	18808	63	80	0	29798	99.0	

Invalid responses include no response.



AMERICAN COLLEGE HEALTH ASSOCIATION

American College Health Association-National College Health Assessment (ACHA-NCHA III)
Reference Group Data Report - Fall 2019

UNDERGRADUATE STUDENTS

American College Health Association
8455 Colesville Road, Suite 740
Silver Spring, MD 20910
(410) 859-1500
www.acha.org

December 11, 2023
FREQUENCY REPORT
Number of Surveys (n) =

30084 Web Surveys

66Q) Within the last 12 months, have any of the following affected your academic performance? Stress

	Male		Female		Unknown		Total		Pct.
	Freq.	Pct.	Freq.	Pct.	Freq.	Pct.	Freq.	Pct.	
1 Did not experience this issue	3149	32	2742	15	17	21	6039	20.3	
2 Did not affect academic performance	3828	38	7559	40	32	40	11671	39.2	
3 Negatively impacted performance in a class	2726	27	7673	41	26	33	10854	36.4	
4 Delayed progress towards degree	292	3	841	5	5	6	1229	4.1	
Valid responses =	9995	34	18815	63	80	0	29793	99.0	

Invalid responses include no response.

66R) Within the last 12 months, have any of the following affected your academic performance? Other issue not previously reported

	Male		Female		Unknown		Total		Pct.
	Freq.	Pct.	Freq.	Pct.	Freq.	Pct.	Freq.	Pct.	
1 Did not experience this issue	8379	98	15010	98	57	92	24116	97.6	
2 Did not affect academic performance	84	1	196	1	3	5	298	1.2	
3 Negatively impacted performance in a class	61	1	121	1	2	3	207	0.8	
4 Delayed progress towards degree	14	0	57	0	0	0	80	0.3	
Valid responses =	8538	35	15384	62	62	0	24701	82.1	

Invalid responses include no response.

67A) What sex were you assigned at birth?

	Male		Female		Unknown		Total		Pct.
	Freq.	Pct.	Freq.	Pct.	Freq.	Pct.	Freq.	Pct.	
1 Female	0	0	18962	100	28	42	19621	65.3	
2 Male	10097	100	0	0	39	58	10410	34.6	
3 Intersex	1	0	3	0	0	0	13	0.0	
Valid responses =	10098	34	18965	63	67	0	30044	99.9	

Invalid responses include no response.

67B) Do you identify as transgender?

	Male		Female		Unknown		Total		Pct.
	Freq.	Pct.	Freq.	Pct.	Freq.	Pct.	Freq.	Pct.	
1 No	10098	100	18964	100	41	95	29472	98.2	
2 Yes	0	0	1	0	2	5	548	1.8	
Valid responses =	10098	34	18965	63	43	0	30020	99.8	

Invalid responses include no response.

67C) Which term do you use to describe your gender identity?

	Male		Female		Unknown		Total		Pct.
	Freq.	Pct.	Freq.	Pct.	Freq.	Pct.	Freq.	Pct.	
1 Woman or female	0	0	18965	100	26	55	19181	63.9	
2 Man or male	10098	100	0	0	11	23	10227	34.1	
3 Trans woman	0	0	0	0	0	0	32	0.1	
4 Trans man	0	0	0	0	1	2	65	0.2	
5 Genderqueer	0	0	0	0	0	0	55	0.2	
6 My identity is not listed	0	0	0	0	0	0	98	0.3	
7 Agender	0	0	0	0	1	2	51	0.2	
8 Genderfluid	0	0	0	0	0	0	96	0.3	
9 Non-binary	0	0	0	0	8	17	218	0.7	
10 Intersex	0	0	0	0	0	0	1	0.0	
Valid responses =	10098	34	18965	63	47	0	30024	99.8	

Invalid responses include no response.

68) What term best describes your sexual orientation?

	Male		Female		Unknown		Total		Pct.
	Freq.	Pct.	Freq.	Pct.	Freq.	Pct.	Freq.	Pct.	
1 Asexual (from write-ins)	27	0	140	1	1	1	216	0.7	
2 Bisexual	475	5	2150	11	12	16	2824	9.4	
3 Gay	467	5	43	0	0	0	549	1.8	
4 Lesbian	1	0	341	2	2	3	410	1.4	
5 Pansexual	49	1	329	2	1	1	505	1.7	
6 Queer	19	0	169	1	6	8	311	1.0	
7 Questioning	130	1	468	3	4	6	634	2.1	
9 Straight/Heterosexual	8864	88	15192	80	46	63	24364	81.4	
10 My identity not listed above	21	0	72	0	1	1	127	0.4	
Valid responses =	10053	34	18904	63	73	0	29940	99.5	

Invalid responses include no response.



AMERICAN COLLEGE HEALTH ASSOCIATION

American College Health Association-National College Health Assessment (ACHA-NCHA III)
Reference Group Data Report - Fall 2019

UNDERGRADUATE STUDENTS

American College Health Association
8455 Colesville Road, Suite 740
Silver Spring, MD 20910
(410) 859-1500
www.acha.org

December 11, 2023
FREQUENCY REPORT
Number of Surveys (n) =

30084 Web Surveys

69) How old are you?

	Male		Female		Unknown		Total		
	Freq.	Pct.	Freq.	Pct.	Freq.	Pct.	Freq.	Pct.	
1 18 Years	2383	24	4536	24	21	27	7119	23.8	
2 19 Years	2126	21	4246	23	15	19	6603	22.1	
3 20 Years	1801	18	3607	19	18	23	5592	18.7	
4 21 Years	1614	16	3174	17	10	13	4964	16.6	
5 22 Years	815	8	1061	6	4	5	1957	6.6	
6 23 Years	310	3	429	2	0	0	766	2.6	
7 24 Years	160	2	254	1	2	3	425	1.4	
8 25 Years	131	1	217	1	1	1	362	1.2	
9 26 to 30 Years	360	4	562	3	3	4	946	3.2	
10 31 to 40 Years	205	2	467	3	1	1	691	2.3	
11 41 or More Years	139	1	296	2	3	4	450	1.5	
Valid responses =	10044	34	18849	63	78	0	29875	99.3	

Invalid responses include no response.

	Mean	Median	Std Dev	Min	Max
Male	20.85	20.00	4.69	18	98
Female	20.80	20.00	4.79	18	90
Overall	20.82	20.00	4.76	18	98

71) What is your weight in pounds?

	Male		Female		Unknown		Total		
	Freq.	Pct.	Freq.	Pct.	Freq.	Pct.	Freq.	Pct.	
1 51 to 100 Pounds	35	0	527	3	1	1	586	2.0	
2 101 to 150 Pounds	2925	29	11542	62	39	52	14952	50.3	
3 151 to 200 Pounds	5194	52	5061	27	23	31	10563	35.5	
4 201 to 250 Pounds	1377	14	1180	6	7	9	2667	9.0	
5 251 to 300 Pounds	383	4	340	2	3	4	761	2.6	
6 301 or More Pounds	105	1	85	1	2	3	200	0.7	
Valid responses =	10019	34	18735	63	75	0	29729	98.8	

Invalid responses include no response.

	Mean	Median	Std Dev	Min	Max
Male	175.19	169.00	40.32	55	500
Female	149.61	140.00	37.97	51	500
Overall	158.64	150.00	40.88	51	500

72) What is your year in school?

	Male		Female		Unknown		Total		
	Freq.	Pct.	Freq.	Pct.	Freq.	Pct.	Freq.	Pct.	
1 1st year undergraduate	3126	31	5452	29	33	31	8841	29.4	
2 2nd year undergraduate	2328	23	4731	25	23	22	7332	24.4	
3 3rd year undergraduate	2207	22	4385	23	26	24	6837	22.7	
4 4th year undergraduate	1853	18	3548	19	19	18	5574	18.5	
5 5th year or more undergraduate	584	6	849	5	6	6	1500	5.0	
6 Master's (MA, MS, etc.)	0	0	0	0	0	0	0	0.0	
7 Doctorate (PhD, EdD, MD, JD, etc.)	0	0	0	0	0	0	0	0.0	
8 Not seeking a degree	0	0	0	0	0	0	0	0.0	
9 Other (please specify):	0	0	0	0	0	0	0	0.0	
Valid responses =	10098	34	18965	63	107	0	30084	100.0	

Invalid responses include no response.

73) What is your enrollment status?

	Male		Female		Unknown		Total		
	Freq.	Pct.	Freq.	Pct.	Freq.	Pct.	Freq.	Pct.	
1 Full-time	9424	94	17563	93	82	88	27891	93.0	
2 Part-time	616	6	1271	7	11	12	1979	6.6	
3 Other	34	0	71	0	0	0	109	0.4	
Valid responses =	10074	34	18905	63	93	0	29979	99.7	

Invalid responses include no response.

74) Do you have a visa (for example: F-1, J-1, or M-1) to study or work in the United States?

	Male		Female		Unknown		Total		
	Freq.	Pct.	Freq.	Pct.	Freq.	Pct.	Freq.	Pct.	
1 No	8810	88	16996	90	72	85	26684	89.3	
2 Yes	1237	12	1843	10	13	15	3193	10.7	
Valid responses =	10047	34	18839	63	85	0	29877	99.3	

Invalid responses include no response.



AMERICAN COLLEGE HEALTH ASSOCIATION

American College Health Association-National College Health Assessment (ACHA-NCHA III)
Reference Group Data Report - Fall 2019

UNDERGRADUATE STUDENTS

American College Health Association
8455 Colesville Road, Suite 740
Silver Spring, MD 20910
(410) 859-1500
www.acha.org

December 11, 2023
FREQUENCY REPORT
Number of Surveys (n) =

30084 Web Surveys

75A1) How do you usually describe yourself? (Please select ALL that apply)

American Indian or Native Alaskan

	Male		Female		Unknown		Total		Pct.
	Freq.	Pct.	Freq.	Pct.	Freq.	Pct.	Freq.	Pct.	
0 Not selected	9861	98	18560	98	102	95	29395	97.7	
1 Selected	237	2	405	2	5	5	689	2.3	
Valid responses =	10098	34	18965	63	107	0	30084	100.0	

Invalid responses include no response.

75A2) How do you usually describe yourself? (Please select ALL that apply)

Asian or Asian American

	Male		Female		Unknown		Total		Pct.
	Freq.	Pct.	Freq.	Pct.	Freq.	Pct.	Freq.	Pct.	
0 Not selected	8962	89	17250	91	104	97	27137	90.2	
1 Selected	1136	11	1715	9	3	3	2947	9.8	
Valid responses =	10098	34	18965	63	107	0	30084	100.0	

Invalid responses include no response.

75A3) How do you usually describe yourself? (Please select ALL that apply)

Black or African American

	Male		Female		Unknown		Total		Pct.
	Freq.	Pct.	Freq.	Pct.	Freq.	Pct.	Freq.	Pct.	
0 Not selected	9280	92	16715	88	94	88	26927	89.5	
1 Selected	818	8	2250	12	13	12	3157	10.5	
Valid responses =	10098	34	18965	63	107	0	30084	100.0	

Invalid responses include no response.

75A4) How do you usually describe yourself? (Please select ALL that apply)

Hispanic or Latino/a/x

	Male		Female		Unknown		Total		Pct.
	Freq.	Pct.	Freq.	Pct.	Freq.	Pct.	Freq.	Pct.	
0 Not selected	7976	79	15213	80	77	72	24020	79.8	
1 Selected	2122	21	3752	20	30	28	6064	20.2	
Valid responses =	10098	34	18965	63	107	0	30084	100.0	

Invalid responses include no response.

75A5) How do you usually describe yourself? (Please select ALL that apply)

Middle Eastern/North African (MENA) or Arab Origin

	Male		Female		Unknown		Total		Pct.
	Freq.	Pct.	Freq.	Pct.	Freq.	Pct.	Freq.	Pct.	
0 Not selected	9951	99	18761	99	106	99	29719	98.8	
1 Selected	147	2	204	1	1	1	365	1.2	
Valid responses =	10098	34	18965	63	107	0	30084	100.0	

Invalid responses include no response.

75A6) How do you usually describe yourself? (Please select ALL that apply)

Native Hawaiian or Other Pacific Islander Native

	Male		Female		Unknown		Total		Pct.
	Freq.	Pct.	Freq.	Pct.	Freq.	Pct.	Freq.	Pct.	
0 Not selected	10030	99	18837	99	107	100	29878	99.3	
1 Selected	68	1	128	1	0	0	206	0.7	
Valid responses =	10098	34	18965	63	107	0	30084	100.0	

Invalid responses include no response.

75A7) How do you usually describe yourself? (Please select ALL that apply)

White

	Male		Female		Unknown		Total		Pct.
	Freq.	Pct.	Freq.	Pct.	Freq.	Pct.	Freq.	Pct.	
0 Not selected	3762	37	7139	38	55	51	11270	37.5	
1 Selected	6336	63	11826	62	52	49	18814	62.5	
Valid responses =	10098	34	18965	63	107	0	30084	100.0	

Invalid responses include no response.

75A8) How do you usually describe yourself? (Please select ALL that apply)

Biracial or Multiracial

	Male		Female		Unknown		Total		Pct.
	Freq.	Pct.	Freq.	Pct.	Freq.	Pct.	Freq.	Pct.	
0 Not selected	9728	96	18120	96	102	95	28805	95.7	
1 Selected	370	4	845	5	5	5	1279	4.3	
Valid responses =	10098	34	18965	63	107	0	30084	100.0	

Invalid responses include no response.



AMERICAN COLLEGE HEALTH ASSOCIATION

American College Health Association-National College Health Assessment (ACHA-NCHA III)
Reference Group Data Report - Fall 2019

UNDERGRADUATE STUDENTS

American College Health Association
8455 Colesville Road, Suite 740
Silver Spring, MD 20910
(410) 859-1500
www.acha.org

December 11, 2023
FREQUENCY REPORT
Number of Surveys (n) =

30084 Web Surveys

75A9) How do you usually describe yourself? (Please select ALL that apply) Another Identity

	Male		Female		Unknown		Total		Pct.
	Freq.	Pct.	Freq.	Pct.	Freq.	Pct.	Freq.	Pct.	
0 Not selected	9929	98	18776	99	104	97	29691	98.7	
1 Selected	169	2	189	1	3	3	393	1.3	
Valid responses =	10098	34	18965	63	107	0	30084	100.0	

Invalid responses include no response.

75B1) Are you? (Please select ALL that apply) (only includes students that describe themselves as Hispanic or Latino/a/x) Mexican, Mexican American, Chicano

	Male		Female		Unknown		Total		Pct.
	Freq.	Pct.	Freq.	Pct.	Freq.	Pct.	Freq.	Pct.	
0 Not selected	525	25	1019	27	13	43	1612	26.6	
1 Selected	1597	75	2733	73	17	57	4452	73.4	
Valid responses =	2122	35	3752	62	30	0	6064	20.2	

Invalid responses include no response.

75B2) Are you? (Please select ALL that apply) (only includes students that describe themselves as Hispanic or Latino/a/x) Puerto Rican

	Male		Female		Unknown		Total		Pct.
	Freq.	Pct.	Freq.	Pct.	Freq.	Pct.	Freq.	Pct.	
0 Not selected	2009	95	3500	93	28	93	5680	93.7	
1 Selected	113	5	252	7	2	7	384	6.3	
Valid responses =	2122	35	3752	62	30	0	6064	20.2	

Invalid responses include no response.

75B3) Are you? (Please select ALL that apply) (only includes students that describe themselves as Hispanic or Latino/a/x) Cuban

	Male		Female		Unknown		Total		Pct.
	Freq.	Pct.	Freq.	Pct.	Freq.	Pct.	Freq.	Pct.	
0 Not selected	2080	98	3654	97	29	97	5916	97.6	
1 Selected	42	2	98	3	1	3	148	2.4	
Valid responses =	2122	35	3752	62	30	0	6064	20.2	

Invalid responses include no response.

75B4) Are you? (Please select ALL that apply) (only includes students that describe themselves as Hispanic or Latino/a/x) Another Hispanic, Latino/a/x, or Spanish origin

	Male		Female		Unknown		Total		Pct.
	Freq.	Pct.	Freq.	Pct.	Freq.	Pct.	Freq.	Pct.	
0 Not selected	1659	78	2863	76	20	67	4658	76.8	
1 Selected	463	22	889	24	10	33	1406	23.2	
Valid responses =	2122	35	3752	62	30	0	6064	20.2	

Invalid responses include no response.

75C1) Are you? (Please select ALL that apply) (only includes students that describe themselves as Asian or Asian American) East Asian (for example: Chinese, Japanese, or Korean)

	Male		Female		Unknown		Total		Pct.
	Freq.	Pct.	Freq.	Pct.	Freq.	Pct.	Freq.	Pct.	
0 Not selected	610	54	802	47	0	0	1460	49.5	
1 Selected	526	46	913	53	3	100	1487	50.5	
Valid responses =	1136	39	1715	58	3	0	2947	9.8	

Invalid responses include no response.

75C2) Are you? (Please select ALL that apply) (only includes students that describe themselves as Asian or Asian American) Southeast Asian (for example: Cambodian, Vietnamese, Hmong, or Filipino)

	Male		Female		Unknown		Total		Pct.
	Freq.	Pct.	Freq.	Pct.	Freq.	Pct.	Freq.	Pct.	
0 Not selected	805	71	1200	70	3	100	2073	70.3	
1 Selected	331	29	515	30	0	0	874	29.7	
Valid responses =	1136	39	1715	58	3	0	2947	9.8	

Invalid responses include no response.

75C3) Are you? (Please select ALL that apply) (only includes students that describe themselves as Asian or Asian American) South Asian (for example: Indian, Pakistani, Nepalese, or Sri Lankan)

	Male		Female		Unknown		Total		Pct.
	Freq.	Pct.	Freq.	Pct.	Freq.	Pct.	Freq.	Pct.	
0 Not selected	860	76	1390	81	3	100	2321	78.8	
1 Selected	276	24	325	19	0	0	626	21.2	
Valid responses =	1136	39	1715	58	3	0	2947	9.8	

Invalid responses include no response.



AMERICAN COLLEGE HEALTH ASSOCIATION

American College Health Association-National College Health Assessment (ACHA-NCHA III)
Reference Group Data Report - Fall 2019

UNDERGRADUATE STUDENTS

American College Health Association
8455 Colesville Road, Suite 740
Silver Spring, MD 20910
(410) 859-1500
www.acha.org

December 11, 2023
FREQUENCY REPORT
Number of Surveys (n) =

30084 Web Surveys

75C4) Are you? (Please select ALL that apply) (only includes students that describe themselves as Asian or Asian American)

Other Asian

	Male		Female		Unknown		Total		Pct.
	Freq.	Pct.	Freq.	Pct.	Freq.	Pct.	Freq.	Pct.	
0 Not selected	1112	98	1675	98	3	100	2881	97.8	
1 Selected	24	2	40	2	0	0	66	2.2	
Valid responses =	1136	39	1715	58	3	0	2947	9.8	

Invalid responses include no response.

76) What is your relationship status?

	Male		Female		Unknown		Total		Pct.
	Freq.	Pct.	Freq.	Pct.	Freq.	Pct.	Freq.	Pct.	
1 Not in a relationship	6416	64	10402	55	64	67	17396	58.0	
2 In relationship not married/partnered	3305	33	7661	41	25	26	11348	37.8	
3 Married/partnered	356	4	870	5	6	6	1274	4.2	
Valid responses =	10077	34	18933	63	95	0	30018	99.8	

Invalid responses include no response.

77A) Are you a member of a social fraternity or sorority?

	Male		Female		Unknown		Total		Pct.
	Freq.	Pct.	Freq.	Pct.	Freq.	Pct.	Freq.	Pct.	
1 No	9303	92	17065	90	90	95	27296	90.9	
2 Yes	777	8	1868	10	5	5	2726	9.1	
Valid responses =	10080	34	18933	63	95	0	30022	99.8	

Invalid responses include no response.

77B) Do you live in a fraternity or sorority residence?

	Male		Female		Unknown		Total		Pct.
	Freq.	Pct.	Freq.	Pct.	Freq.	Pct.	Freq.	Pct.	
1 No	9842	98	18584	98	92	97	29409	97.9	
2 Yes	241	2	355	2	3	3	622	2.1	
Valid responses =	10083	34	18939	63	95	0	30031	99.8	

Invalid responses include no response.

78) Where do you currently live? (only includes students that do not live in a fraternity/sorority residence)

	Male		Female		Unknown		Total		Pct.
	Freq.	Pct.	Freq.	Pct.	Freq.	Pct.	Freq.	Pct.	
1 Campus/university housing	4595	47	9064	49	47	49	14107	48.0	
2 Parent/guardian/other family member's home	2291	23	3935	21	28	29	6466	22.0	
3 Off-campus/non-university housing	2848	29	5298	29	20	21	8417	28.6	
4 Temporarily with relative, friend, couch surfing	36	0	80	0	1	1	128	0.4	
5 Don't have a place to live	9	0	9	0	0	0	25	0.1	
6 Other (please specify)	64	1	189	1	1	1	262	0.9	
Valid responses =	9843	33	18575	63	97	0	29405	97.7	

Invalid responses include no response.

79) What is your primary source of health insurance?

	Male		Female		Unknown		Total		Pct.
	Freq.	Pct.	Freq.	Pct.	Freq.	Pct.	Freq.	Pct.	
1 College/university Health Insurance Plan	1068	11	1794	10	9	9	2970	9.9	
2 Covered by parent/guardian plan	7080	70	13322	70	61	64	21074	70.2	
3 Covered by employer-based plan	282	3	705	4	5	5	1015	3.4	
4 Medicaid, Medicare, SCHIP, VA/Tricare	570	6	1371	7	8	8	2027	6.8	
5 I bought a plan on my own	165	2	269	1	2	2	452	1.5	
6 Don't have health insurance	547	5	951	5	7	7	1556	5.2	
7 Don't know if I have health insurance	190	2	203	1	3	3	415	1.4	
8 Have insurance, don't know primary source	178	2	315	2	1	1	510	1.7	
Valid responses =	10080	34	18930	63	96	0	30019	99.8	

Invalid responses include no response.



AMERICAN COLLEGE HEALTH ASSOCIATION

American College Health Association-National College Health Assessment (ACHA-NCHA III)
Reference Group Data Report - Fall 2019

UNDERGRADUATE STUDENTS

American College Health Association
8455 Colesville Road, Suite 740
Silver Spring, MD 20910
(410) 859-1500
www.acha.org

December 11, 2023
FREQUENCY REPORT
Number of Surveys (n) =

30084 Web Surveys

80) What is your approximate cumulative grade average?

	Male		Female		Unknown		Total		Pct.
	Freq.	Pct.	Freq.	Pct.	Freq.	Pct.	Freq.	Pct.	
1 A+	660	7	1166	6	8	9	1900	6.3	
2 A	2155	21	4875	26	13	14	7253	24.2	
3 A	2028	20	3734	20	17	18	5945	19.8	
4 B+	1636	16	3051	16	22	24	4844	16.2	
5 B	1590	16	2769	15	15	16	4505	15.0	
6 B-	713	7	1154	6	10	11	1946	6.5	
7 C+	465	5	710	4	3	3	1220	4.1	
8 C	345	3	523	3	3	3	916	3.1	
9 C-	112	1	153	1	0	0	271	0.9	
10 D+	27	0	41	0	0	0	73	0.2	
11 D	25	0	42	0	0	0	68	0.2	
12 D-	8	0	14	0	0	0	27	0.1	
13 F	11	0	17	0	0	0	32	0.1	
14 N/A	296	3	641	3	2	2	964	3.2	
Valid responses =	10071	34	18890	63	93	0	29964	99.6	

Invalid responses include no response.

81A) Do you participate in organized college athletics at any of the following levels?

Varsity

	Male		Female		Unknown		Total		Pct.
	Freq.	Pct.	Freq.	Pct.	Freq.	Pct.	Freq.	Pct.	
1 No	7047	89	11941	90	55	95	19542	89.5	
2 Yes	863	11	1388	10	3	5	2294	10.5	
Valid responses =	7910	36	13329	61	58	0	21836	72.6	

Invalid responses include no response.

81B) Do you participate in organized college athletics at any of the following levels?

Club Sports

	Male		Female		Unknown		Total		Pct.
	Freq.	Pct.	Freq.	Pct.	Freq.	Pct.	Freq.	Pct.	
1 No	6736	85	11817	89	52	85	19084	87.6	
2 Yes	1159	15	1468	11	9	15	2697	12.4	
Valid responses =	7895	36	13285	61	61	0	21781	72.4	

Invalid responses include no response.

81C) Do you participate in organized college athletics at any of the following levels?

Intramurals

	Male		Female		Unknown		Total		Pct.
	Freq.	Pct.	Freq.	Pct.	Freq.	Pct.	Freq.	Pct.	
1 No	5651	72	11207	85	53	87	17384	80.3	
2 Yes	2220	28	1966	15	8	13	4261	19.7	
Valid responses =	7871	36	13173	61	61	0	21645	71.9	

Invalid responses include no response.

82A) Do you have any of the following?

Attention-Deficit/Hyperactivity Disorder (ADD or ADHD)

	Male		Female		Unknown		Total		Pct.
	Freq.	Pct.	Freq.	Pct.	Freq.	Pct.	Freq.	Pct.	
1 No	9004	90	17342	92	72	90	27134	90.6	
2 Yes	1049	10	1557	8	8	10	2807	9.4	
Valid responses =	10053	34	18899	63	80	0	29941	99.5	

Invalid responses include no response.

82B) Do you have any of the following?

Autism Spectrum Disorder

	Male		Female		Unknown		Total		Pct.
	Freq.	Pct.	Freq.	Pct.	Freq.	Pct.	Freq.	Pct.	
1 No	9835	98	18735	99	73	92	29462	98.6	
2 Yes	200	2	125	1	6	8	417	1.4	
Valid responses =	10035	34	18860	63	79	0	29879	99.3	

Invalid responses include no response.

82C) Do you have any of the following?

Deaf/Hearing loss

	Male		Female		Unknown		Total		Pct.
	Freq.	Pct.	Freq.	Pct.	Freq.	Pct.	Freq.	Pct.	
1 No	9777	98	18491	98	75	95	29197	98.0	
2 Yes	235	2	320	2	4	5	605	2.0	
Valid responses =	10012	34	18811	63	79	0	29802	99.1	

Invalid responses include no response.



AMERICAN COLLEGE HEALTH ASSOCIATION

American College Health Association-National College Health Assessment (ACHA-NCHA III)
Reference Group Data Report - Fall 2019

UNDERGRADUATE STUDENTS

American College Health Association
8455 Colesville Road, Suite 740
Silver Spring, MD 20910
(410) 859-1500
www.acha.org

December 11, 2023
FREQUENCY REPORT
Number of Surveys (n) =

30084 Web Surveys

82D) Do you have any of the following?

Learning disability

	Male		Female		Unknown		Total		Pct.
	Freq.	Pct.	Freq.	Pct.	Freq.	Pct.	Freq.	Pct.	
1 No	9605	97	17935	96	75	94	28436	96.0	
2 Yes	351	4	747	4	5	6	1182	4.0	
Valid responses =	9956	34	18682	63	80	0	29618	98.5	

Invalid responses include no response.

82E) Do you have any of the following?

Mobility/Dexterity disability

	Male		Female		Unknown		Total		Pct.
	Freq.	Pct.	Freq.	Pct.	Freq.	Pct.	Freq.	Pct.	
1 No	9913	99	18633	99	77	98	29485	98.9	
2 Yes	96	1	177	1	2	3	319	1.1	
Valid responses =	10009	34	18810	63	79	0	29804	99.1	

Invalid responses include no response.

82F) Do you have any of the following?

Blind/Low Vision

	Male		Female		Unknown		Total		Pct.
	Freq.	Pct.	Freq.	Pct.	Freq.	Pct.	Freq.	Pct.	
1 No	9630	96	17869	95	78	100	28425	95.6	
2 Yes	358	4	891	5	0	0	1305	4.4	
Valid responses =	9988	34	18760	63	78	0	29730	98.8	

Invalid responses include no response.

82G) Do you have any of the following?

Speech or language disorder

	Male		Female		Unknown		Total		Pct.
	Freq.	Pct.	Freq.	Pct.	Freq.	Pct.	Freq.	Pct.	
1 No	9876	99	18629	99	79	99	29453	99.0	
2 Yes	130	1	146	1	1	1	309	1.0	
Valid responses =	10006	34	18775	63	80	0	29762	98.9	

Invalid responses include no response.

83) Are you currently or have you been a member of the Armed Services?

	Male		Female		Unknown		Total		Pct.
	Freq.	Pct.	Freq.	Pct.	Freq.	Pct.	Freq.	Pct.	
1 No	9639	96	18698	99	82	100	29300	97.8	
2 Yes, have served in area of hazardous duty	187	2	67	0	0	0	272	0.9	
3 Yes, have not served in area hazardous duty	229	2	133	1	0	0	374	1.2	
Valid responses =	10055	34	18898	63	82	0	29946	99.5	

Invalid responses include no response.

84) What is the highest level of education completed by either of your parents (or guardians)?

	Male		Female		Unknown		Total		Pct.
	Freq.	Pct.	Freq.	Pct.	Freq.	Pct.	Freq.	Pct.	
1 Did not finish high school	443	4	941	5	7	8	1422	4.7	
2 High school diploma or GED	1574	16	3227	17	16	19	4965	16.6	
3 Attended college but no degree	884	9	1973	10	10	12	2966	9.9	
4 Associate's degree	839	8	1885	10	8	10	2816	9.4	
5 Bachelor's degree	2856	28	4976	26	14	17	8070	26.9	
6 Master's degree	2275	23	3953	21	18	22	6456	21.5	
7 Doctoral or professional degree (PhD, EdD, MD, JD, etc.)	1040	10	1740	9	10	12	2889	9.6	
8 Don't know	166	2	222	1	0	0	404	1.3	
Valid responses =	10077	34	18917	63	83	0	29988	99.7	

Invalid responses include no response.

85) Are you a parent or do you have primary responsibility for someone else's child/children?

	Male		Female		Unknown		Total		Pct.
	Freq.	Pct.	Freq.	Pct.	Freq.	Pct.	Freq.	Pct.	
1 No	9696	96	17837	94	80	94	28482	95.0	
2 Yes	378	4	1080	6	5	6	1505	5.0	
Valid responses =	10074	34	18917	63	85	0	29987	99.7	

Invalid responses include no response.



AMERICAN COLLEGE HEALTH ASSOCIATION

American College Health Association-National College Health Assessment (ACHA-NCHA III)
Reference Group Data Report - Fall 2019

UNDERGRADUATE STUDENTS

American College Health Association
8455 Colesville Road, Suite 740
Silver Spring, MD 20910
(410) 859-1500
www.acha.org

December 11, 2023
FREQUENCY REPORT
Number of Surveys (n) =

30084 Web Surveys

HT_INCH Height in Inches

	Male		Female		Unknown		Total	
	Freq.	Pct.	Freq.	Pct.	Freq.	Pct.	Freq.	Pct.
1 36 or Less Inches	0	0	0	0	0	0	0	0.0
2 37 to 48 Inches	0	0	0	0	0	0	0	0.0
3 49 to 60 Inches	6	0	1060	6	2	3	1107	3.7
4 61 to 72 Inches	7601	76	17586	94	62	82	26032	87.8
5 73 to 84 Inches	2331	23	81	0	12	16	2496	8.4
6 85 or More Inches	5	0	10	0	0	0	17	0.1
Valid responses =	9943	34	18737	63	76	0	29652	98.6

Invalid responses include no response.

Due to the improbability of a student surviving a drinking episode resulting in an extremely high BAC, all students with a BAC of .50% or higher are omitted from the BAC figures in this report. BAC is an estimated figure based on the reported number of drinks consumed during the last time they drank alcohol in a social setting, their approximate time of consumption, sex, weight, and the average rate of ethanol metabolism. The BAC variable has only been altered for this report, and remains unchanged in the data file.

BAC Estimated Blood Alcohol Content

	Mean	Median	Std Dev	Min	Max
Male	0.05	0.03	0.07	0	0.49
Female	0.06	0.03	0.06	0	0.49
Overall	0.05	0.03	0.06	0	0.49

BAC Estimated Blood Alcohol Content

	Male		Female		Unknown		Total	
	Freq.	Pct.	Freq.	Pct.	Freq.	Pct.	Freq.	Pct.
0 0% Alcohol	2074	33	3495	27	9	29	5771	29.4
1 .01 to .05% Alcohol	2133	34	4847	38	12	39	7197	36.7
2 .06 to .07% Alcohol	474	8	1035	8	4	13	1552	7.9
3 .08 to .09% Alcohol	393	6	935	7	1	3	1362	6.9
4 .10 to .15% Alcohol	723	12	1511	12	2	7	2307	11.8
5 .16 to .20% Alcohol	271	4	535	4	2	7	816	4.2
6 .21 to .25% Alcohol	100	2	218	2	0	0	330	1.7
7 .26 to .30% Alcohol	43	1	91	1	1	3	138	0.7
8 .31 to .49% Alcohol	43	1	89	1	0	0	136	0.7
Valid responses =	6254	32	12756	65	31	0	19609	65.2

Invalid responses include no response.

RBAC1 Recoded Estimated Blood Alcohol Content .08%

	Male		Female		Unknown		Total	
	Freq.	Pct.	Freq.	Pct.	Freq.	Pct.	Freq.	Pct.
0 Less than .08%	4681	75	9377	74	25	81	14520	74.0
1 .08% or higher	1573	25	3379	27	6	19	5089	26.0
Valid responses =	6254	32	12756	65	31	0	19609	65.2

Invalid responses include no response.

RBAC2 Recoded Estimated Blood Alcohol Content .1%

	Male		Female		Unknown		Total	
	Freq.	Pct.	Freq.	Pct.	Freq.	Pct.	Freq.	Pct.
0 Less than .1%	5074	81	10312	81	26	84	15882	81.0
1 .1% or higher	1180	19	2444	19	5	16	3727	19.0
Valid responses =	6254	32	12756	65	31	0	19609	65.2

Invalid responses include no response.

BMI Body Mass Index

	Mean	Median	Std Dev	Min	Max
Male	24.80	24.00	5.39	7	141
Female	25.12	23.00	6.06	8	71
Overall	25.04	24.00	5.88	7	141

RBMI Body Mass Index Classifications

	Male		Female		Unknown		Total	
	Freq.	Pct.	Freq.	Pct.	Freq.	Pct.	Freq.	Pct.
1 Underweight (<18.5)	492	5	911	5	5	7	1472	5.0
2 Desired weight (18.5- 24.9)	5565	56	10574	57	42	57	16623	56.4
3 Overweight (25- 29.9)	2519	25	3975	21	13	18	6713	22.8
4 Class I obesity (30- 34.9)	852	9	1778	10	5	7	2728	9.2
5 Class II obesity (35- 39.9)	325	3	795	4	5	7	1166	4.0
6 Class III obesity (>=40)	169	2	578	3	4	5	797	2.7
Valid responses =	9922	34	18611	63	74	0	29499	98.1

Invalid responses include no response.



AMERICAN COLLEGE HEALTH ASSOCIATION

American College Health Association-National College Health Assessment (ACHA-NCHA III)
Reference Group Data Report - Fall 2019

UNDERGRADUATE STUDENTS

American College Health Association
8455 Colesville Road, Suite 740
Silver Spring, MD 20910
(410) 859-1500
www.acha.org

December 11, 2023
FREQUENCY REPORT

Number of Surveys (n) = 30084 Web Surveys

USDAFI USDA Food Security Score

	Mean	Median	Std Dev	Min	Max
Male	1.89	1.00	2.19	0	6
Female	2.16	1.00	2.23	0	6
Overall	2.09	1.00	2.23	0	6

RUSDAFI USDA Food Security Category

	Male		Female		Unknown		Total	
	Freq.	Pct.	Freq.	Pct.	Freq.	Pct.	Freq.	Pct.
1 Very low food security (5-6)	1927	19	4229	23	23	25	6493	21.9
2 Low food security (2-4)	2375	24	4964	27	25	27	7572	25.6
3 High or marginal food security (0-1)	5625	57	9471	51	45	48	15522	52.5
Valid responses =	9927	34	18664	63	93	0	29587	98.3

Invalid responses include no response.

KESSLER6 Kessler 6 (K6) Non-Specific Psychological Distress Score

	Mean	Median	Std Dev	Min	Max
Male	7.04	6.00	5.13	0	24
Female	8.33	8.00	5.39	0	24
Overall	7.99	7.00	5.39	0	24

RKESSLER6 Recoded Kessler 6 (K6) Non-Specific Psychological Distress*

	Male		Female		Unknown		Total	
	Freq.	Pct.	Freq.	Pct.	Freq.	Pct.	Freq.	Pct.
1 No or low psychological distress (0-12)	8504	86	14694	79	69	74	23814	80.5
3 Serious psychological distress (13-24)	1424	14	3978	21	24	26	5784	19.5
Valid responses =	9928	34	18672	63	93	0	29598	98.4

Invalid responses include no response.

*ACHA discontinued the practice of reporting moderate psychological distress in fall 2023 due to lack of consensus on an appropriate cut off score. Instead, we recommend reporting only students who screen (or negative) for serious psychological distress as indicated above. All reference group reports were updated to reflect this change.

ULS3 UCLA Loneliness Scale Score

	Mean	Median	Std Dev	Min	Max
Male	5.37	5.00	1.91	3	9
Female	5.48	6.00	1.87	3	9
Overall	5.47	6.00	1.89	3	9

RULS3 Recoded UCLA Loneliness Scale

	Male		Female		Unknown		Total	
	Freq.	Pct.	Freq.	Pct.	Freq.	Pct.	Freq.	Pct.
1 Negative for loneliness (3-5)	5196	52	9371	50	34	36	14909	49.7
2 Positive for loneliness (6-9)	4876	48	9536	50	61	64	15075	50.3
Valid responses =	10072	34	18907	63	95	0	29984	99.7

Invalid responses include no response.

SBQR Suicide Behavior Questionnaire-Revised (SBQR) Screening Score

	Mean	Median	Std Dev	Min	Max
Male	4.94	3.00	2.85	3	18
Female	5.18	4.00	3.03	3	18
Overall	5.19	4.00	3.04	3	18

RSBQR Recoded Suicide Behavior Questionnaire-Revised (SBQR)

	Male		Female		Unknown		Total	
	Freq.	Pct.	Freq.	Pct.	Freq.	Pct.	Freq.	Pct.
1 Negative for suicidal screening (3-6)	7850	78	14135	75	58	65	22404	74.9
2 Positive for suicidal screening (7-18)	2210	22	4731	25	31	35	7513	25.1
Valid responses =	10060	34	18866	63	89	0	29917	99.4

Invalid responses include no response.

DIENER Diener Flourishing Score

	Mean	Median	Std Dev	Min	Max
Male	46.51	48.00	8.35	8	56
Female	47.08	48.00	7.69	8	56
Overall	46.72	48.00	8.08	8	56

CDRISC2 Connor-Davidson Resilience Scale 2 (CD-RISC2) Score

	Mean	Median	Std Dev	Min	Max
Male	6.14	6.00	1.55	0	8
Female	5.86	6.00	1.59	0	8
Overall	5.94	6.00	1.59	0	8



AMERICAN COLLEGE HEALTH ASSOCIATION

American College Health Association-National College Health Assessment (ACHA-NCHA III)
Reference Group Data Report - Fall 2019

UNDERGRADUATE STUDENTS

American College Health Association
8455 Colesville Road, Suite 740
Silver Spring, MD 20910
(410) 859-1500
www.acha.org

December 11, 2023
FREQUENCY REPORT

Number of Surveys (n) = 30084 Web Surveys

SSISTOBACCO ASSIST SSIS TOBACCO SCORE

	Mean	Median	Std Dev	Min	Max
Male	8.04	4.00	8.56	0	31
Female	6.65	3.00	8.05	0	31
Overall	7.22	3.00	8.29	0	31

TOBACCORISK ASSIST Tobacco Risk

	Male		Female		Unknown		Total		Pct.
	Freq.	Pct.	Freq.	Pct.	Freq.	Pct.	Freq.	Pct.	
1 Low Risk (0-3)	1762	48	3227	55	9	33	5149	52.2	
2 Moderate Risk (4-26)	1760	48	2425	41	18	67	4369	44.3	
3 High Risk (27-39)	141	4	202	4	0	0	355	3.6	
Valid responses =	3663	37	5854	59	27	0	9873	32.8	

Invalid responses include no response.

SSISALCOHOL ASSIST SSIS ALCOHOL SCORE

	Mean	Median	Std Dev	Min	Max
Male	7.09	5.00	6.21	0	39
Female	6.92	6.00	5.86	0	39
Overall	6.99	5.00	6	0	39

ALCOHOLRISK ASSIST Alcohol Risk

	Male		Female		Unknown		Total		Pct.
	Freq.	Pct.	Freq.	Pct.	Freq.	Pct.	Freq.	Pct.	
1 Low Risk (0-10)	5141	80	10630	82	47	78	16294	80.9	
2 Moderate Risk (11-26)	1181	18	2201	17	11	18	3498	17.4	
3 High Risk (27-39)	118	2	197	2	2	3	337	1.7	
Valid responses =	6440	32	13028	65	60	0	20129	66.9	

Invalid responses include no response.

SSISCANNABIS ASSIST SSIS CANNABIS SCORE

	Mean	Median	Std Dev	Min	Max
Male	6.34	3.00	7.56	0	39
Female	5.56	3.00	6.79	0	39
Overall	5.88	3.00	7.14	0	39

CANNABISRISK ASSIST Cannabis Risk

	Male		Female		Unknown		Total		Pct.
	Freq.	Pct.	Freq.	Pct.	Freq.	Pct.	Freq.	Pct.	
1 Low Risk (0-3)	1875	52	3908	54	13	46	5989	53.3	
2 Moderate Risk (4-26)	1608	45	3124	44	13	46	4946	44.0	
3 High Risk (27-39)	122	3	150	2	2	7	303	2.7	
Valid responses =	3605	32	7182	64	28	0	11238	37.4	

Invalid responses include no response.

SSISCOCAINE ASSIST SSIS COCAINE SCORE

	Mean	Median	Std Dev	Min	Max
Male	3.51	2.00	5.79	0	33
Female	3.06	2.00	5.2	0	35
Overall	3.35	2.00	5.68	0	35

COCAINERISK ASSIST Cocaine Risk

	Male		Female		Unknown		Total		Pct.
	Freq.	Pct.	Freq.	Pct.	Freq.	Pct.	Freq.	Pct.	
1 Low Risk (0-3)	430	73	648	76	4	80	1128	74.0	
2 Moderate Risk (4-26)	155	26	196	23	0	0	371	24.3	
3 High Risk (27-39)	8	1	12	1	1	20	26	1.7	
Valid responses =	593	39	856	56	5	0	1525	5.1	

Invalid responses include no response.

SSISMETH ASSIST SSIS METHAMPHETAMINE SCORE

	Mean	Median	Std Dev	Min	Max
Male	5.44	2.00	8.27	0	33
Female	4.26	0.00	7.39	0	33
Overall	5.46	2.00	8.78	0	37

METHRISK ASSIST Methamphetamine Risk

	Male		Female		Unknown		Total		Pct.
	Freq.	Pct.	Freq.	Pct.	Freq.	Pct.	Freq.	Pct.	
1 Low Risk (0-3)	76	60	118	67	1	50	204	61.8	
2 Moderate Risk (4-26)	45	35	50	28	0	0	103	31.2	
3 High Risk (27-39)	6	5	8	5	1	50	23	7.0	
Valid responses =	127	38	176	53	2	1	330	1.1	

Invalid responses include no response.



AMERICAN COLLEGE HEALTH ASSOCIATION

American College Health Association-National College Health Assessment (ACHA-NCHA III)
Reference Group Data Report - Fall 2019

UNDERGRADUATE STUDENTS

American College Health Association
8455 Colesville Road, Suite 740
Silver Spring, MD 20910
(410) 859-1500
www.acha.org

December 11, 2023
FREQUENCY REPORT
Number of Surveys (n) =

30084 Web Surveys

SSISINHALANT ASSIST SSIS INHALANTS SCORE

	Mean	Median	Std Dev	Min	Max
Male	3.21	2.00	5.98	0	33
Female	2.85	0.00	5.67	0	33
Overall	3.41	2.00	6.57	0	37

INHALANTRISK ASSIST Inhalant Risk

	Male		Female		Unknown		Total	
	Freq.	Pct.	Freq.	Pct.	Freq.	Pct.	Freq.	Pct.
1 Low Risk (0-3)	270	78	253	79	1	50	562	77.2
2 Moderate Risk (4-26)	68	20	61	19	0	0	142	19.5
3 High Risk (27-39)	8	2	7	2	1	50	24	3.3
Valid responses =	346	48	321	44	2	0	728	2.4

Invalid responses include no response.

SSISRXSTIMULANT ASSIST SSIS ADJUSTED PRESCRIPTION STIMULANT SCORE

	Mean	Median	Std Dev	Min	Max
Male	2.76	0.00	5.24	0	33
Female	2.92	0.00	4.93	0	36
Overall	2.99	0.00	5.34	0	36

RXSTIMULANTRISK ASSIST Prescription Stimulant Risk

	Male		Female		Unknown		Total	
	Freq.	Pct.	Freq.	Pct.	Freq.	Pct.	Freq.	Pct.
1 Low Risk (0-3)	703	78	1102	74	7	70	1876	75.0
2 Moderate Risk (4-26)	184	20	380	26	3	30	593	23.7
3 High Risk (27-39)	14	2	10	1	0	0	31	1.2
Valid responses =	901	36	1492	60	10	0	2500	8.3

Invalid responses include no response.

SSISSEDATIVE ASSIST SSIS ADJUSTED SEDATIVE SCORE

	Mean	Median	Std Dev	Min	Max
Male	2.69	0.00	5.2	0	33
Female	3.49	0.00	5.75	0	35
Overall	3.38	0.00	5.92	0	35

SEDATIVERISK ASSIST Sedative Risk

	Male		Female		Unknown		Total	
	Freq.	Pct.	Freq.	Pct.	Freq.	Pct.	Freq.	Pct.
1 Low Risk (0-3)	419	78	672	69	2	50	1148	71.6
2 Moderate Risk (4-26)	114	21	287	30	1	25	428	26.7
3 High Risk (27-39)	7	1	11	1	1	25	27	1.7
Valid responses =	540	34	970	61	4	0	1603	5.3

Invalid responses include no response.

SSISHALLUCINOGEN ASSIST SSIS HALLUCINOGENS SCORE

	Mean	Median	Std Dev	Min	Max
Male	2.87	2.00	4.89	0	34
Female	2.68	2.00	4.39	0	33
Overall	2.92	2.00	4.98	0	37

HALLUCINOGENRISK ASSIST Hallucinogen Risk

	Male		Female		Unknown		Total	
	Freq.	Pct.	Freq.	Pct.	Freq.	Pct.	Freq.	Pct.
1 Low Risk (0-3)	760	77	867	75	6	75	1712	74.9
2 Moderate Risk (4-26)	219	22	287	25	1	13	547	23.9
3 High Risk (27-39)	12	1	7	1	1	13	28	1.2
Valid responses =	991	43	1161	51	8	0	2287	7.6

Invalid responses include no response.

SSISHEROIN ASSIST SSIS HEROIN SCORE

	Mean	Median	Std Dev	Min	Max
Male	9.67	6.00	11.4	0	34
Female	5.69	3.00	8.68	0	33
Overall	8.68	6.00	11.22	0	39

HEROINRISK ASSIST Heroin Risk

	Male		Female		Unknown		Total	
	Freq.	Pct.	Freq.	Pct.	Freq.	Pct.	Freq.	Pct.
1 Low Risk (0-3)	24	40	40	57	1	50	70	46.4
2 Moderate Risk (4-26)	25	42	25	36	0	0	57	37.7
3 High Risk (27-39)	11	18	5	7	1	50	24	15.9
Valid responses =	60	40	70	46	2	1	151	0.5

Invalid responses include no response.



AMERICAN COLLEGE HEALTH ASSOCIATION

American College Health Association-National College Health Assessment (ACHA-NCHA III)
Reference Group Data Report - Fall 2019

UNDERGRADUATE STUDENTS

American College Health Association
8455 Colesville Road, Suite 740
Silver Spring, MD 20910
(410) 859-1500
www.acha.org

December 11, 2023
FREQUENCY REPORT
Number of Surveys (n) =

30084 Web Surveys

SSISRXOPIOID ASSIST SSIS ADJUSTED PRESCRIPTION OPIOID SCORE

	Mean	Median	Std Dev	Min	Max
Male	2.41	0.00	5.34	0	33
Female	2.58	0.00	5.03	0	33
Overall	2.78	0.00	5.75	0	39

RXOPIOIDRISK ASSIST Opioid Risk

	Male		Female		Unknown		Total	
	Freq.	Pct.	Freq.	Pct.	Freq.	Pct.	Freq.	Pct.
1 Low Risk (0-3)	364	82	491	77	2	67	898	77.9
2 Moderate Risk (4-26)	73	16	141	22	0	0	230	19.9
3 High Risk (27-39)	9	2	7	1	1	33	25	2.2
Valid responses =	446	39	639	55	3	0	1153	3.8

Invalid responses include no response.

SSISOTHER ASSIST SSIS OTHER DRUG SCORE

	Mean	Median	Std Dev	Min	Max
Male	7.28	6.00	7.2	0	33
Female	8.69	6.00	8.41	0	30
Overall	8.29	6.00	8.21	0	39

OTHERSSISRISK ASSIST Other Drug Risk

	Male		Female		Unknown		Total	
	Freq.	Pct.	Freq.	Pct.	Freq.	Pct.	Freq.	Pct.
1 Low Risk (0-3)	41	37	35	39	1	100	79	36.7
2 Moderate Risk (4-26)	67	60	51	56	0	0	126	58.6
3 High Risk (27-39)	3	3	5	6	0	0	10	4.7
Valid responses =	111	52	91	42	1	0	215	0.7

Invalid responses include no response.

PATOTALMOD Total moderate activity minutes/week conversion

	Mean	Median	Std Dev	Min	Max
Male	530.32	330.00	682.98	0	11040
Female	439.34	240.00	647.63	0	11040
Overall	468.85	260.00	665.27	0	11040

PAAERO Met Weekly PA Guideline for Aerobic Activity ONLY

	Male		Female		Unknown		Total	
	Freq.	Pct.	Freq.	Pct.	Freq.	Pct.	Freq.	Pct.
1 No	2681	27	6595	35	29	29	9677	32.6
2 Yes	7300	73	12102	65	71	71	20002	67.4
Valid responses =	9981	34	18697	63	100	0	29679	98.7

Invalid responses include no response.

PAGUIDE Met Weekly PA Guideline for Aerobic and Muscle-Strengthening Activity

	Male		Female		Unknown		Total	
	Freq.	Pct.	Freq.	Pct.	Freq.	Pct.	Freq.	Pct.
1 No	5073	51	11823	63	50	51	17585	59.3
2 Yes	4905	49	6866	37	49	50	12082	40.7
Valid responses =	9978	34	18689	63	99	0	29667	98.6

Invalid responses include no response.

HAPAGUIDE Met Weekly PA Guideline for HIGHLY ACTIVE Adults

	Male		Female		Unknown		Total	
	Freq.	Pct.	Freq.	Pct.	Freq.	Pct.	Freq.	Pct.
1 No	5958	60	13179	71	62	63	19907	67.1
2 Yes	4020	40	5510	30	37	37	9760	32.9
Valid responses =	9978	34	18689	63	99	0	29667	98.6

Invalid responses include no response.